



US00D657193S

(12) **United States Design Patent**
Kern et al.

(10) **Patent No.:** **US D657,193 S**
(45) **Date of Patent:** **** Apr. 10, 2012**

(54) **MATERIAL WITH MEDALLION PATTERN**

(75) Inventors: **Elizabeth C. Kern**, Minneapolis, MN
(US); **Rachel A. Jones**, Minneapolis,
MN (US)

(73) Assignee: **Target Brands, Inc.**, Minneapolis, MN
(US)

(**) Term: **14 Years**

(21) Appl. No.: **29/384,579**

(22) Filed: **Feb. 1, 2011**

(51) **LOC (9) Cl.** **07-02**

(52) **U.S. Cl.** **D7/412**

(58) **Field of Classification Search** D7/305-311,
D7/317-318, 368, 372, 376-386, 412-415,
D7/665, 693; D8/20, 70; D15/7, 138-139;
D25/147; 83/356.3, 522.12, 676, 835, 851,
83/865; 51/298; 52/313; 99/348, 508-511,
99/635; 125/15; 220/731; 241/30-37.5,
241/92, 101.01-101.2, 166-169.1, 199.12,
241/282.1-282.2, 285.1-285.3, 291, 292.1;
366/64-67, 98, 130, 142, 197-211, 241-254,
366/279-292, 325.4, 341-347; 416/75-76,
416/70 R, 163; 451/178, 342, 450, 488,
451/541, 544, 547

See application file for complete search history.

(56) **References Cited**

U.S. PATENT DOCUMENTS

178,141 A * 5/1876 Grocock 52/313
RE13,300 E * 10/1911 Williams, Jr. et al. 83/851
1,986,849 A * 1/1935 Pohl et al. 51/298
2,564,217 A * 8/1951 Taylor 451/541

3,145,511 A * 8/1964 Bird et al. 451/541
3,513,821 A * 5/1970 Bouvier 125/15
D321,634 S * 11/1991 Inoue D8/70
D437,762 S * 2/2001 Suzuki D8/70
D440,328 S * 4/2001 Vajentic D25/147
D440,670 S * 4/2001 Vajentic D25/147
D460,767 S * 7/2002 Kim et al. D15/139
D463,965 S * 10/2002 Lee et al. D8/70
6,568,383 B2 * 5/2003 Spangenberg 125/15
6,588,310 B2 * 7/2003 Lee et al. 83/835
D499,194 S * 11/2004 Smith D25/147
8,033,420 B2 * 10/2011 Roseblade et al. 220/731
2002/0112589 A1 * 8/2002 Lee et al. 83/835

* cited by examiner

Primary Examiner — Ricky Pham

(74) Attorney, Agent, or Firm — Leanne Taveggia Farrell;
Westman, Champlin & Kelly, P.A.

(57) **CLAIM**

The ornamental design for a material with medallion pattern,
as shown and described.

DESCRIPTION

FIG. 1 is a top plan view of the material with medallion
pattern showing our design.

FIG. 2 is a side view of the material with medallion pattern
illustrated in FIG. 1.

FIG. 3 is an end view of the material with medallion pattern
illustrated in FIG. 1.

FIG. 4 is a bottom plan view of the material with medallion
pattern illustrated in FIG. 1; and,

FIG. 5 is a cross-sectional view of the material with medallion
pattern taken through line 5-5 of FIG. 4.

The broken lines shown in FIGS. 1-5 are for illustrative pur-
poses only and form no part of the claimed design.

1 Claim, 1 Drawing Sheet




FIG. 1




FIG. 2

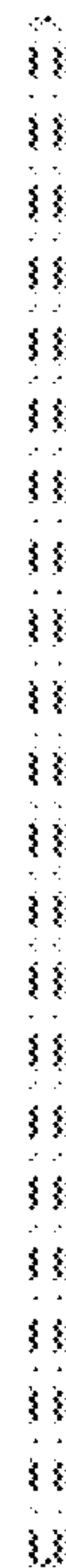
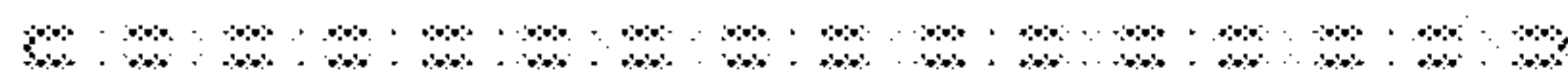


FIG. 3



5 →

FIG. 4




FIG. 5



5 →