



US00D657146S

(12) **United States Design Patent**
Castiglioni

(10) **Patent No.:** **US D657,146 S**
(45) **Date of Patent:** **** Apr. 10, 2012**

(54) **PICTURE FRAME**

(75) Inventor: **Luigi Castiglioni**, Olgiate Olona (IT)

(73) Assignee: **Astraplast S.R.L.**, Fagnano Olona
(Varese) (IT)

(**) Term: **14 Years**

(21) Appl. No.: **29/372,740**

(22) Filed: **Jan. 4, 2011**

(30) **Foreign Application Priority Data**

Jul. 15, 2010 (EM) 001731985

(51) **LOC (9) Cl.** **06-07**

(52) **U.S. Cl.** **D6/300**

(58) **Field of Classification Search** D6/300-314,
D6/444; 40/700, 729; 273/157 R; D9/600;
D10/6; D11/79; 368/10
See application file for complete search history.

(56) **References Cited**

U.S. PATENT DOCUMENTS

4,469,331 A * 9/1984 Rinker 273/157 R
5,588,240 A * 12/1996 Zilliox 40/729
D412,620 S * 8/1999 Vu D6/351

D520,376 S * 5/2006 Nolle D9/600
D561,048 S * 2/2008 Weinstein D10/6
7,746,728 B2 * 6/2010 Brock 368/10
D634,234 S * 3/2011 Gaspard D11/79
2005/0200076 A1 * 9/2005 Wu 273/157 R

* cited by examiner

Primary Examiner — Philip S Hyder

Assistant Examiner — Sydney Buffalow

(74) *Attorney, Agent, or Firm* — Coleman Sudol Sapone
P.C.; R. Neil Sudol

(57) **CLAIM**


The ornamental design for the picture frame, as shown and described.

DESCRIPTION

FIG. 1 is a bottom, front, and left side perspective view of a picture frame, showing my new design;
FIG. 2 is a front elevational view thereof;
FIG. 3 is a left side elevational view thereof;
FIG. 4 is a right side elevational view thereof;
FIG. 5 is a top plan view thereof; and,
FIG. 6 is a bottom plan view thereof.

The broken lines shown in the drawings are directed to portions that form no part of the claimed design.

1 Claim, 4 Drawing Sheets






Fig. 1

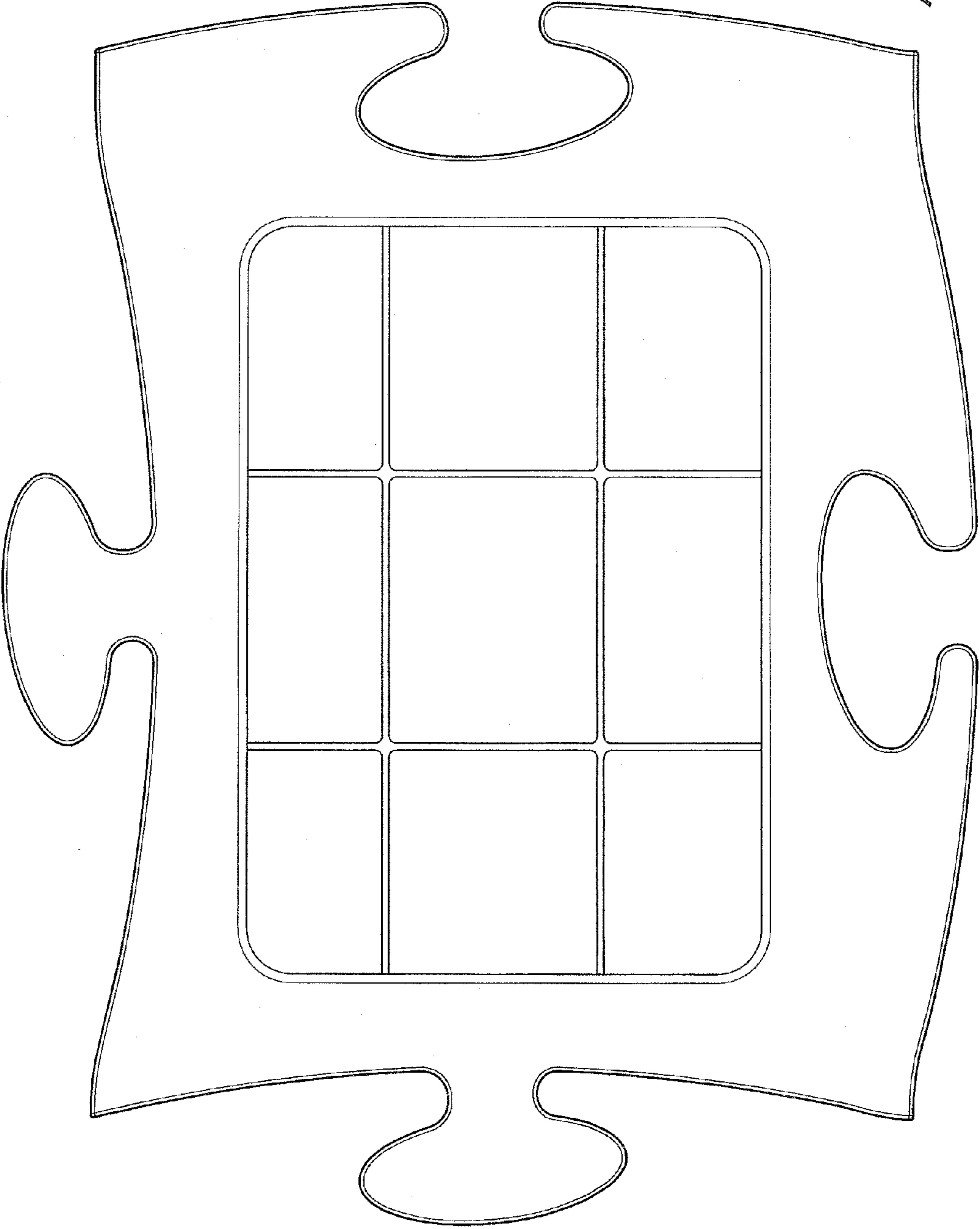


Fig. 2

Fig. 4



Fig. 3



Fig. 5



Fig. 6