



US00D657132S

(12) **United States Design Patent**
Caperon

(10) **Patent No.:** **US D657,132 S**

(45) **Date of Patent:** **** Apr. 10, 2012**

(54) **BABY CARRIER**

(76) **Inventor:** **Gabriela S. Caperon**, Costa Mesa, CA
(US)

(**) **Term:** **14 Years**

(21) **Appl. No.:** **29/358,342**

(22) **Filed:** **Mar. 25, 2010**

(51) **LOC (9) Cl.** **03-99**

(52) **U.S. Cl.** **D3/214**

(58) **Field of Classification Search** D3/213-215;
D6/354; 224/155, 157, 158, 159, 160, 161,
224/264, 270, 907; 446/28; 2/84-85, 94-95,
2/102, 108; 5/94; D2/719, 828-831

See application file for complete search history.

(56) **References Cited**

U.S. PATENT DOCUMENTS

D377,116	S	1/1997	Shimura et al.	
5,848,741	A	12/1998	Fair	
6,098,857	A	8/2000	Le Gal	
D501,078	S *	1/2005	Cabana	D3/215
D507,102	S *	7/2005	Bergkvist et al.	D3/214
7,287,676	B2 *	10/2007	Chua	224/160
7,322,498	B2	1/2008	Frost	

D623,402	S *	9/2010	Bergkvist et al.	D3/213
2005/0218168	A1 *	10/2005	Chua	224/160
2007/0029356	A1 *	2/2007	Moriguchi et al.	224/160
2009/0026235	A1 *	1/2009	Gray	224/160

FOREIGN PATENT DOCUMENTS

CA 1123796 5/1982

* cited by examiner

Primary Examiner — Michael Pratt

(74) *Attorney, Agent, or Firm* — Christopher Wood; Premier Law Group, PLLC

(57) **CLAIM**

The ornamental design for a baby carrier, as shown and described.

DESCRIPTION

FIG. 1 is a perspective view of a baby carrier showing my new design;

FIG. 2 is a right side elevational view, the opposite left side elevational view being a mirror image thereof;

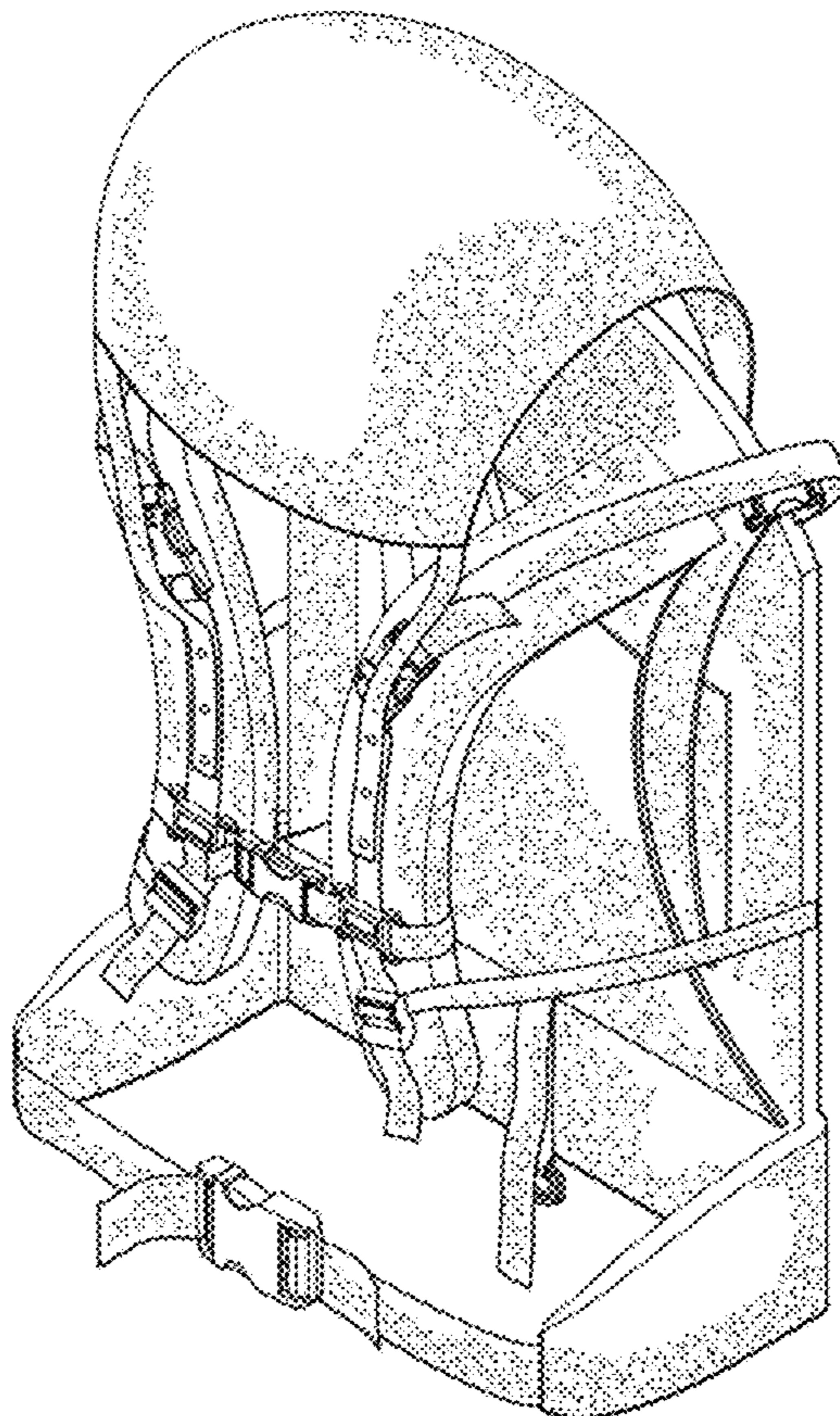
FIG. 3 is a rear elevational view;

FIG. 4 is a front elevational view;

FIG. 5 is a top view thereof; and,

FIG. 6 is a bottom view thereof.

1 Claim, 5 Drawing Sheets



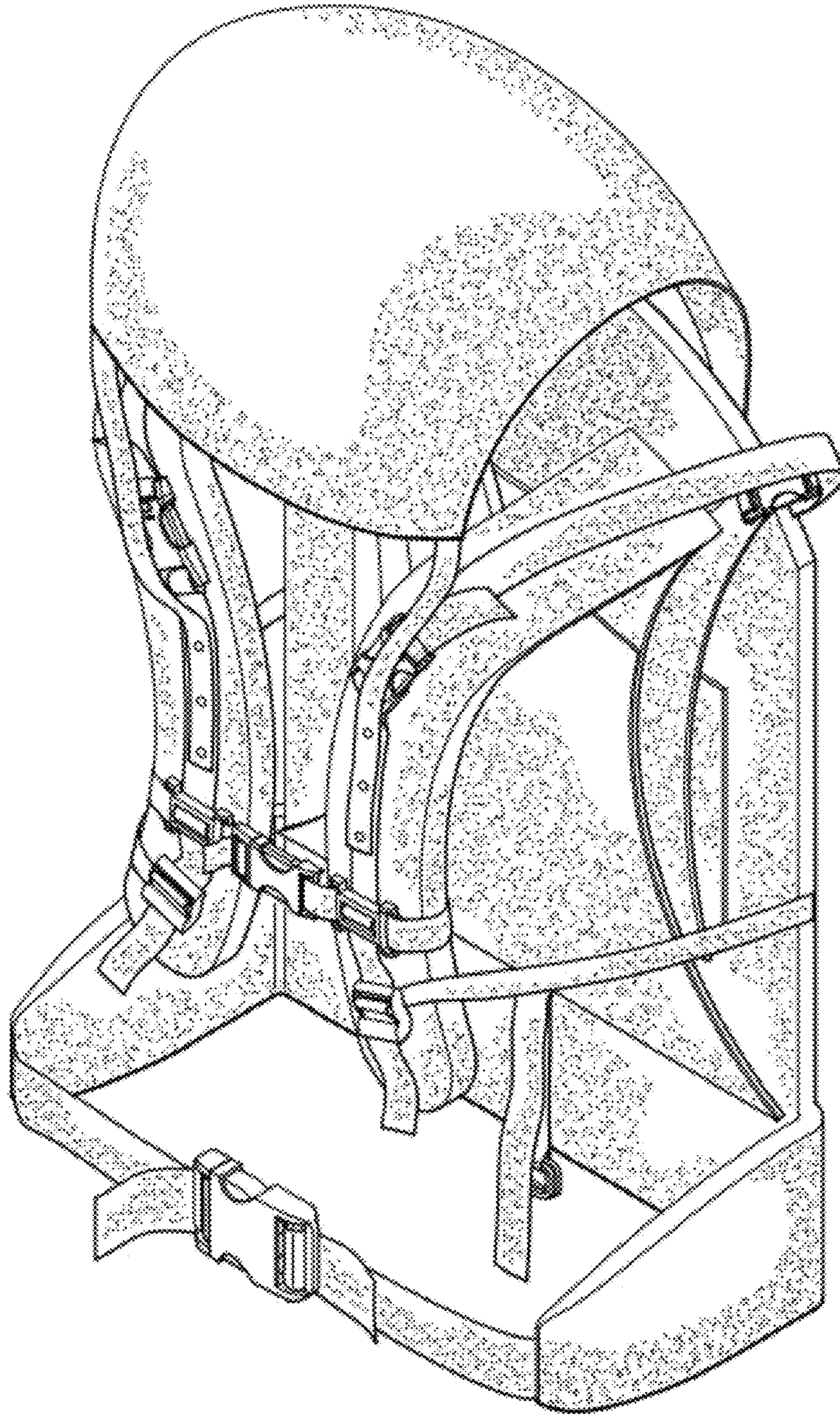


FIG. 1




FIG. 2




FIG. 3

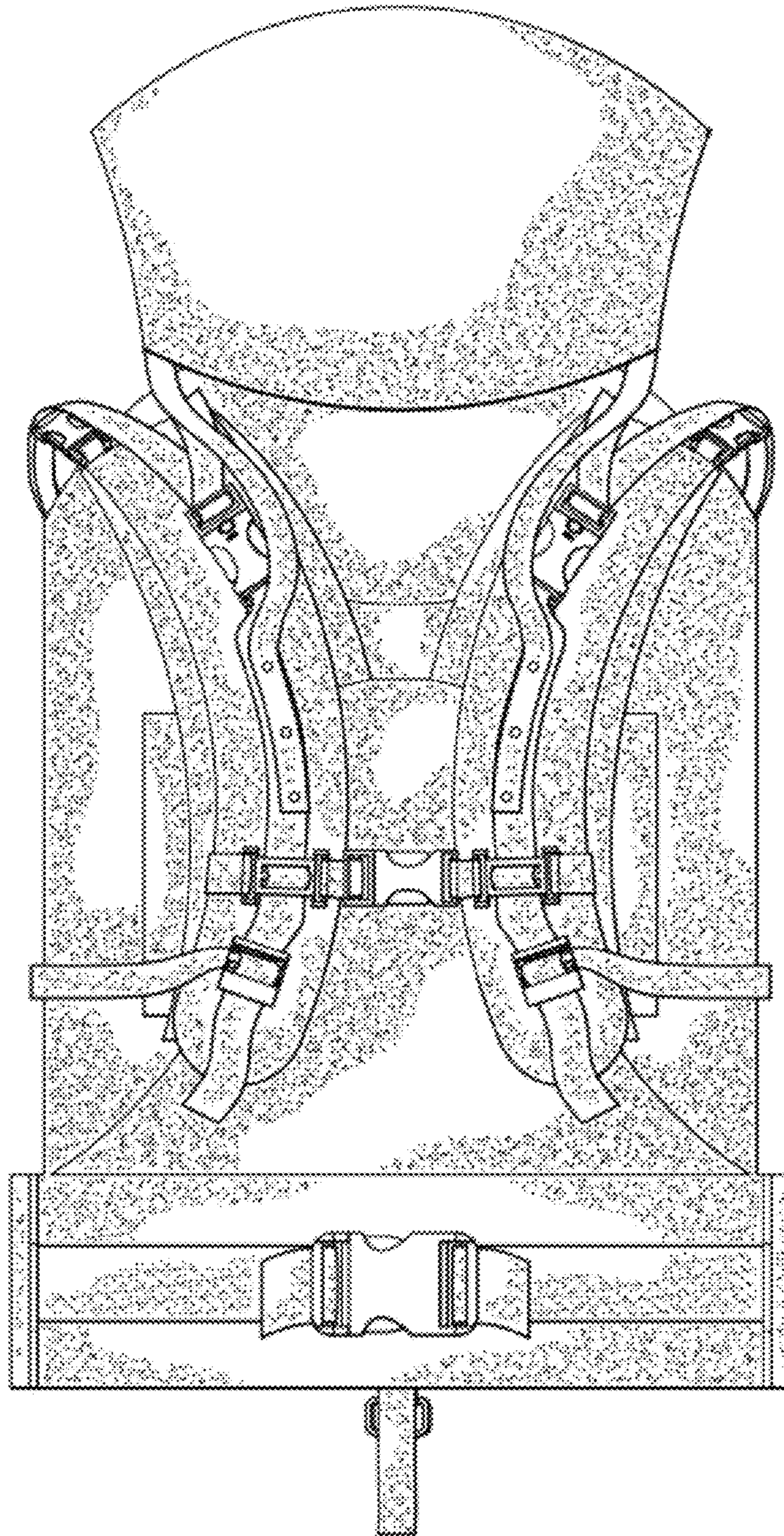


FIG. 4

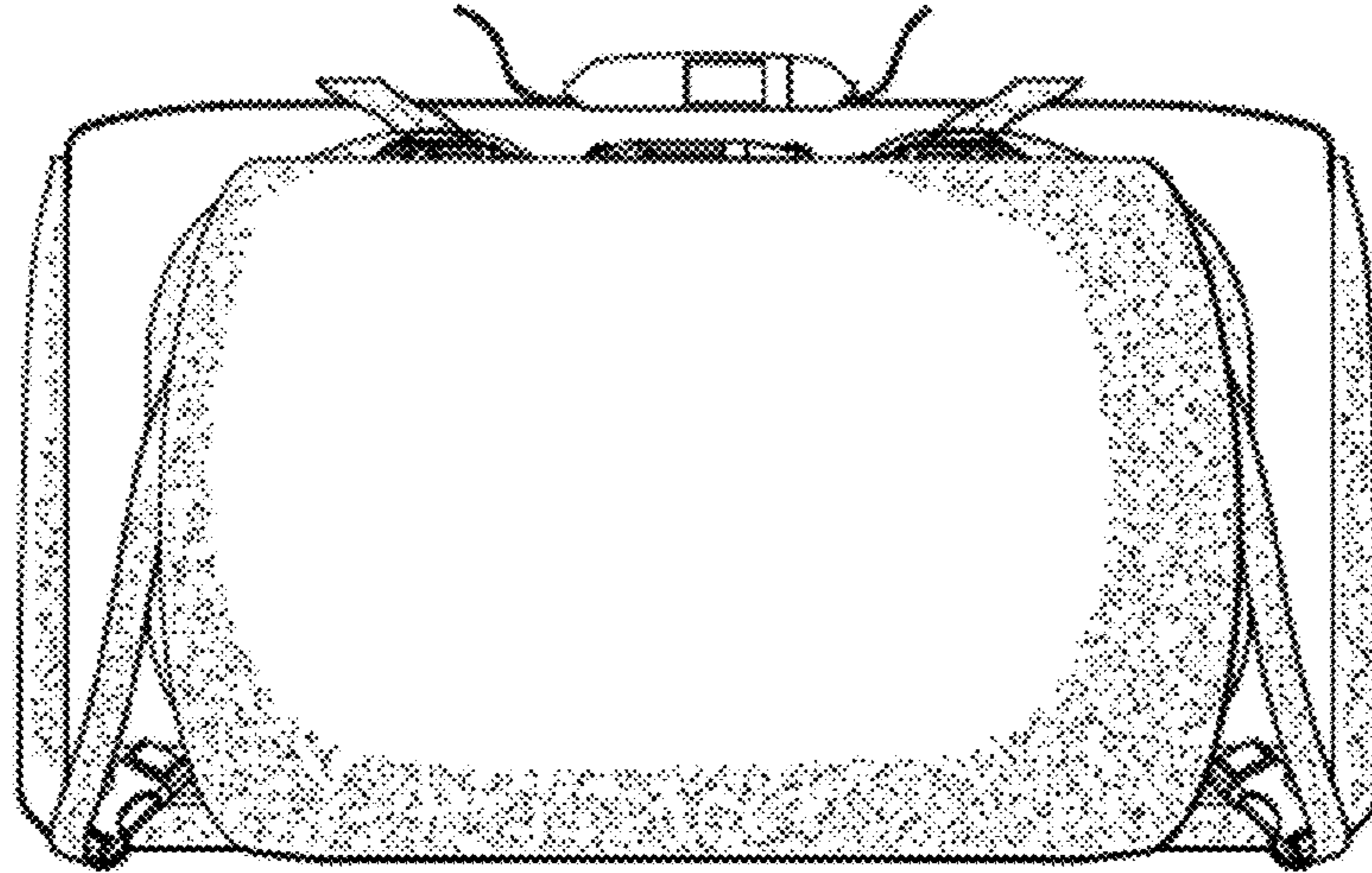


FIG. 5

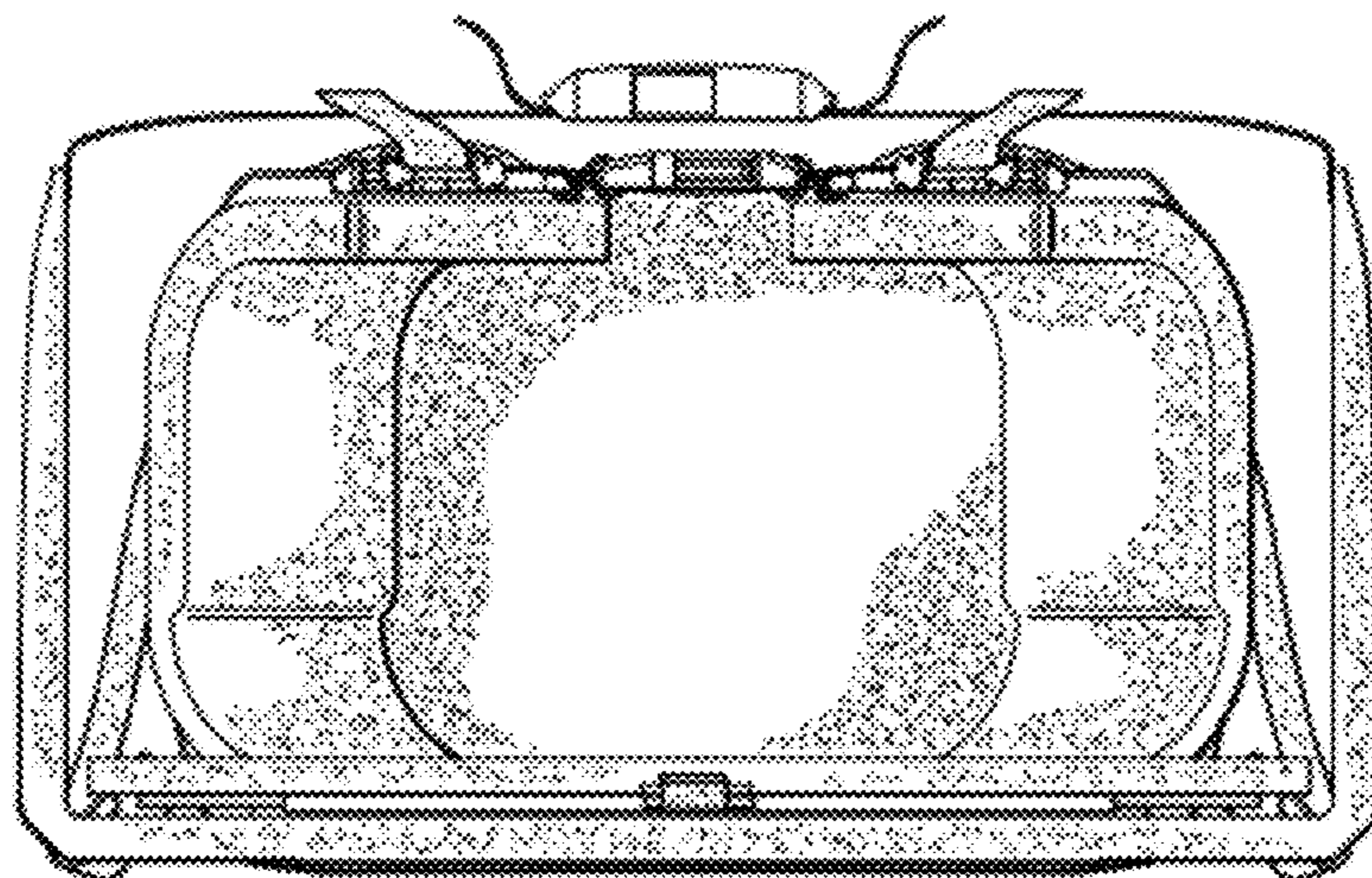


FIG. 6