



US00D657120S

(12) **United States Design Patent**  
**Harper**

(10) **Patent No.:** **US D657,120 S**  
(45) **Date of Patent:** **\*\* Apr. 10, 2012**

(54) **SHOE TREAD**

(75) Inventor: **Kenneth Golden Harper**, Orem, UT (US)

(73) Assignee: **ICON IP, Inc.**, Logan, UT (US)

(\*\*) Term: **14 Years**

(21) Appl. No.: **29/392,445**

(22) Filed: **May 20, 2011**

(51) **LOC (9) Cl.** ..... **02-04**

(52) **U.S. Cl.** ..... **D2/959; D2/957; D2/951**

(58) **Field of Classification Search** ..... D2/902,  
D2/906, 908, 916, 918, 925, 946-962, 977;  
36/3 B, 22 R, 24.5, 25 R, 28, 32 R, 34 R,  
36/59 C, 67 A, 103

See application file for complete search history.

(56) **References Cited**

U.S. PATENT DOCUMENTS

4,641,438	A *	2/1987	Laird et al.	.....	36/59 C
D331,487	S *	12/1992	Arai	.....	D2/959
D334,654	S *	4/1993	May	.....	D2/954
D345,453	S *	3/1994	Carpenter	.....	D2/955
D352,386	S *	11/1994	Vestuti et al.	.....	D2/953
D356,663	S *	3/1995	Ueda	.....	D2/902
D356,672	S *	3/1995	Ueda	.....	D2/959
D357,346	S *	4/1995	Ho	.....	D2/902
5,483,760	A *	1/1996	Kataoka et al.	.....	36/134
D386,593	S *	11/1997	Fogg	.....	D2/953
5,689,904	A *	11/1997	Kataoka et al.	.....	36/129
D389,294	S *	1/1998	Fogg	.....	D2/959
5,724,754	A *	3/1998	Kataoka et al.	.....	36/134
5,806,209	A *	9/1998	Crowley et al.	.....	36/28
D400,346	S *	11/1998	Singer	.....	D2/959
D412,392	S *	8/1999	Singer	.....	D2/951
D416,670	S *	11/1999	Singer	.....	D2/955
D420,496	S *	2/2000	Singer	.....	D2/951
D430,388	S *	9/2000	Dittrich et al.	.....	D2/959
D439,395	S *	3/2001	Oberg	.....	D2/959
D440,749	S *	4/2001	Rogers	.....	D2/959
6,289,611	B1 *	9/2001	Patterson et al.	.....	36/127

D456,982	S *	5/2002	Rogers	.....	D2/957
D483,934	S *	12/2003	Adams et al.	.....	D2/959
D487,331	S *	3/2004	Rogers et al.	.....	D2/952
D487,332	S *	3/2004	Robinson et al.	.....	D2/957
D494,749	S *	8/2004	McClaskie	.....	D2/954
D501,707	S *	2/2005	Nakano	.....	D2/959
D509,650	S *	9/2005	Burg	.....	D2/959
D528,751	S *	9/2006	Pawlus	.....	D2/953
D540,518	S *	4/2007	Issler	.....	D2/955
D547,533	S *	7/2007	McClaskie	.....	D2/959
D549,432	S *	8/2007	McClaskie	.....	D2/958
D551,434	S *	9/2007	Nakano	.....	D2/955
D558,434	S *	1/2008	Roth	.....	D2/959
D561,439	S *	2/2008	Schoenborn et al.	.....	D2/957
D563,087	S *	3/2008	Nakano	.....	D2/957
D586,544	S *	2/2009	Fuerst	.....	D2/959
D591,946	S *	5/2009	St-Louis et al.	.....	D2/957
D593,740	S *	6/2009	McClaskie	.....	D2/957
D626,728	S *	11/2010	Tzenos et al.	.....	D2/896
D634,527	S *	3/2011	Butler	.....	D2/954
D640,044	S *	6/2011	Badegruber	.....	D2/951

\* cited by examiner

Primary Examiner — T. Chase Nelson

(74) Attorney, Agent, or Firm — Richard K. C. Chang, II

(57) **CLAIM**

The ornamental design for a shoe tread, as shown and described.

**DESCRIPTION**

FIG. 1 is a perspective view of a right shoe, embodying my new shoe tread design, a left shoe tread being a mirror image thereto;

FIG. 2 is a right view thereof;

FIG. 3 is a left view thereof;

FIG. 4 is a top view thereof;


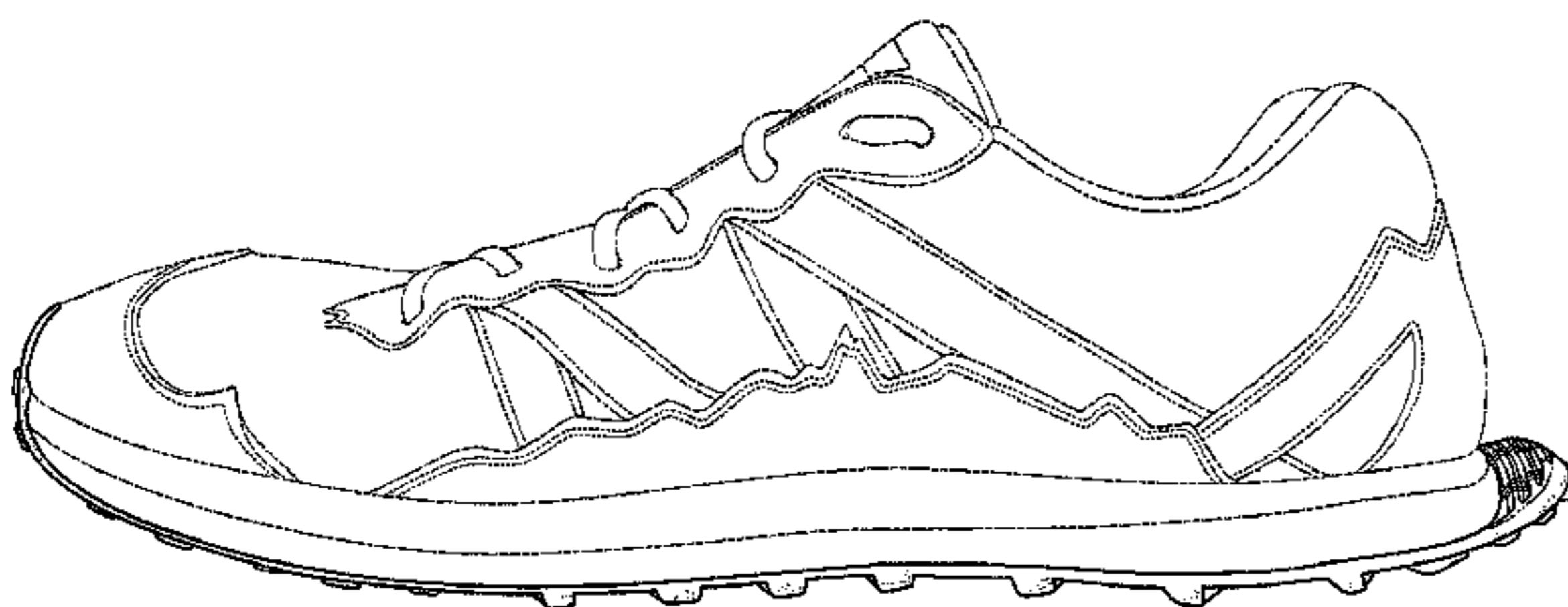
FIG. 5 is a bottom view thereof;

FIG. 6 is a front view thereof; and,

FIG. 7 is a rear view thereof.

FIGS. 1-7 depict a first embodiment of a shoe tread for a right shoe, a second embodiment is a shoe tread for a left shoe, which is a mirror image thereto.

**1 Claim, 6 Drawing Sheets**



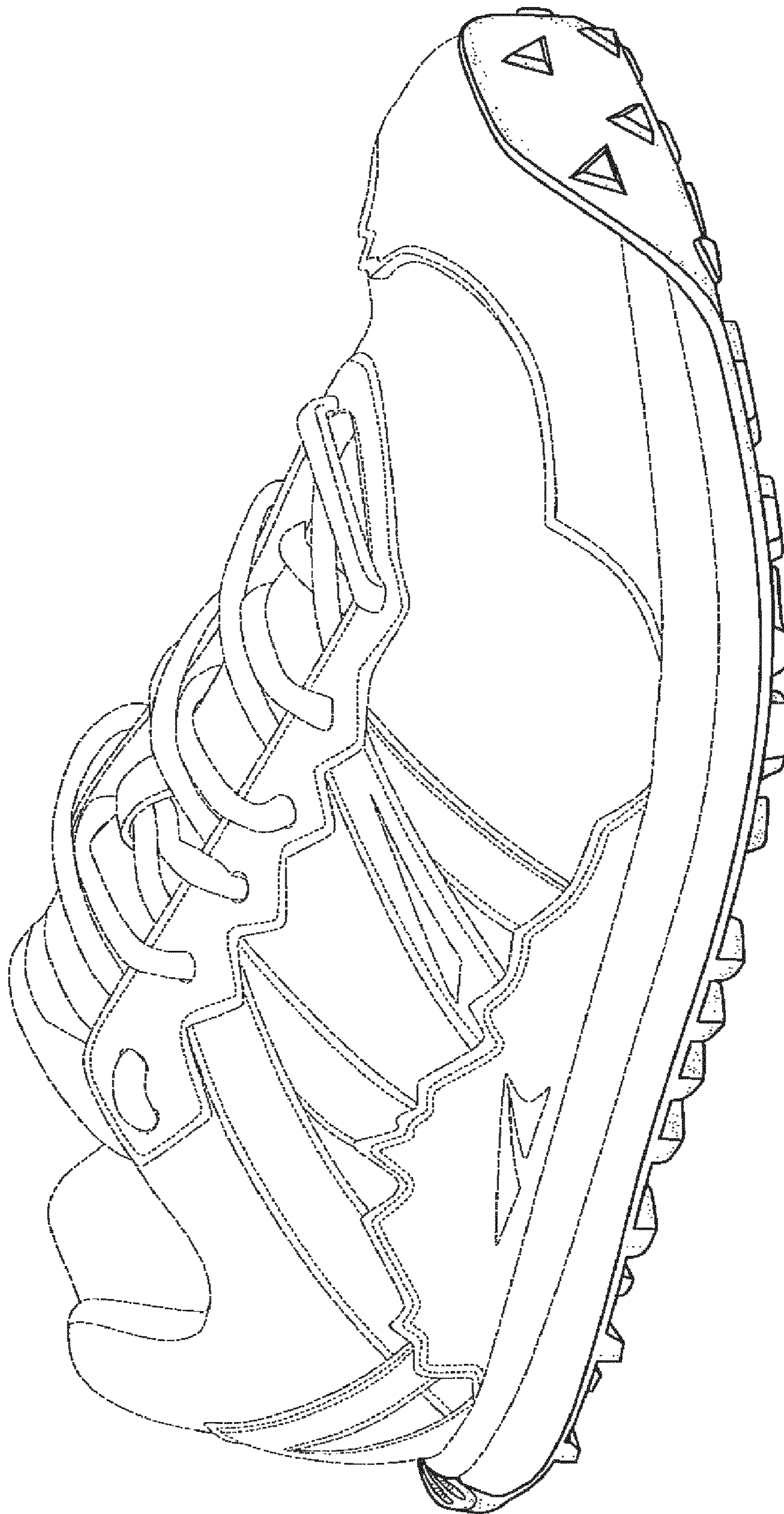


FIG. 1



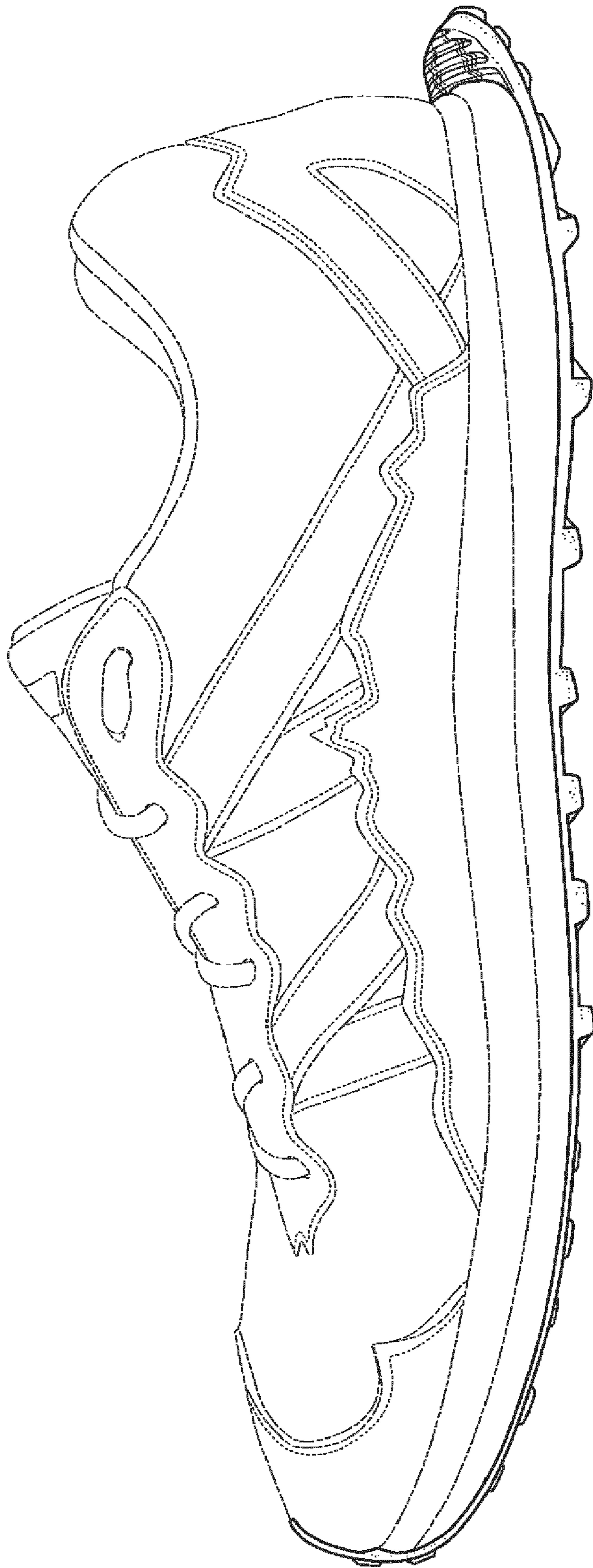


FIG. 2




FIG. 3

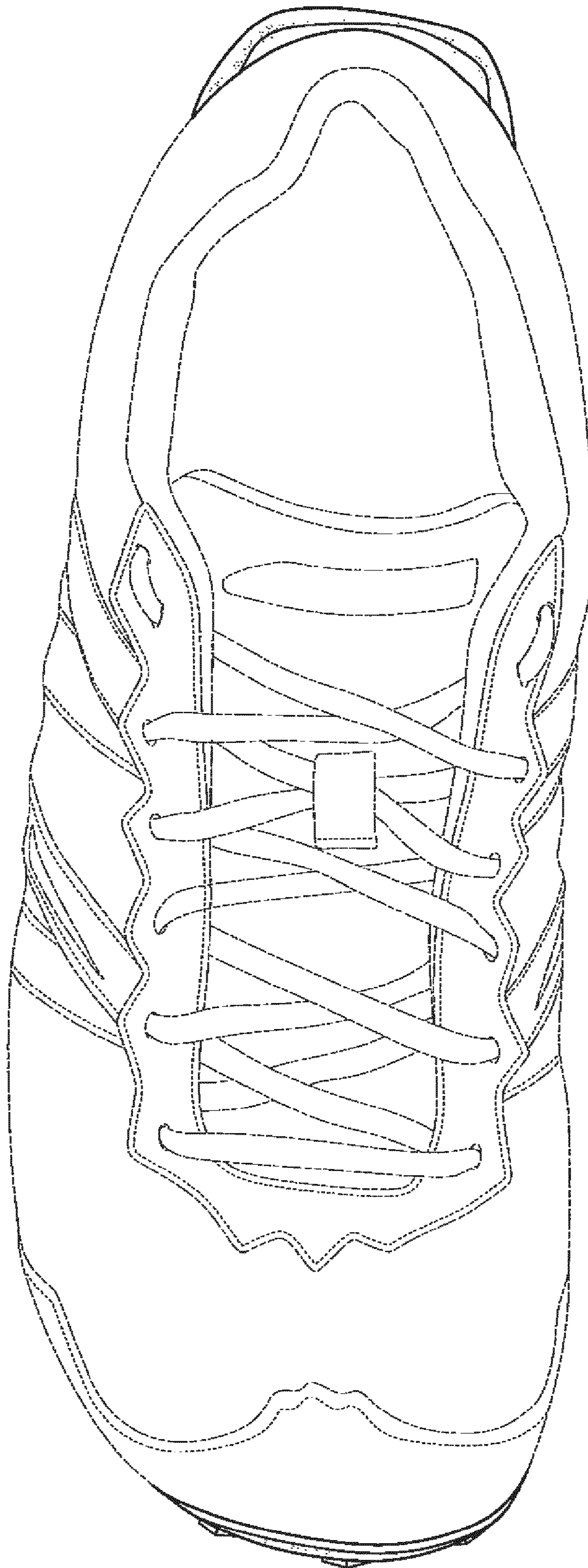


FIG. 4



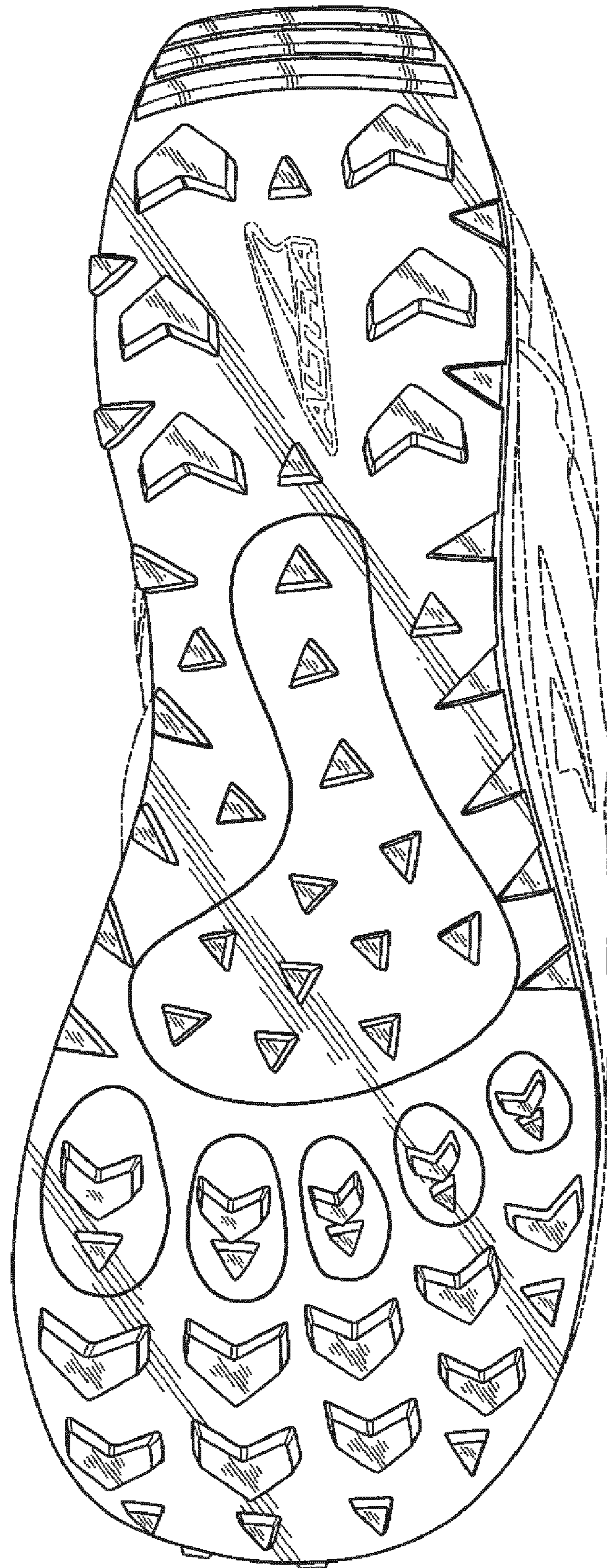


FIG. 5

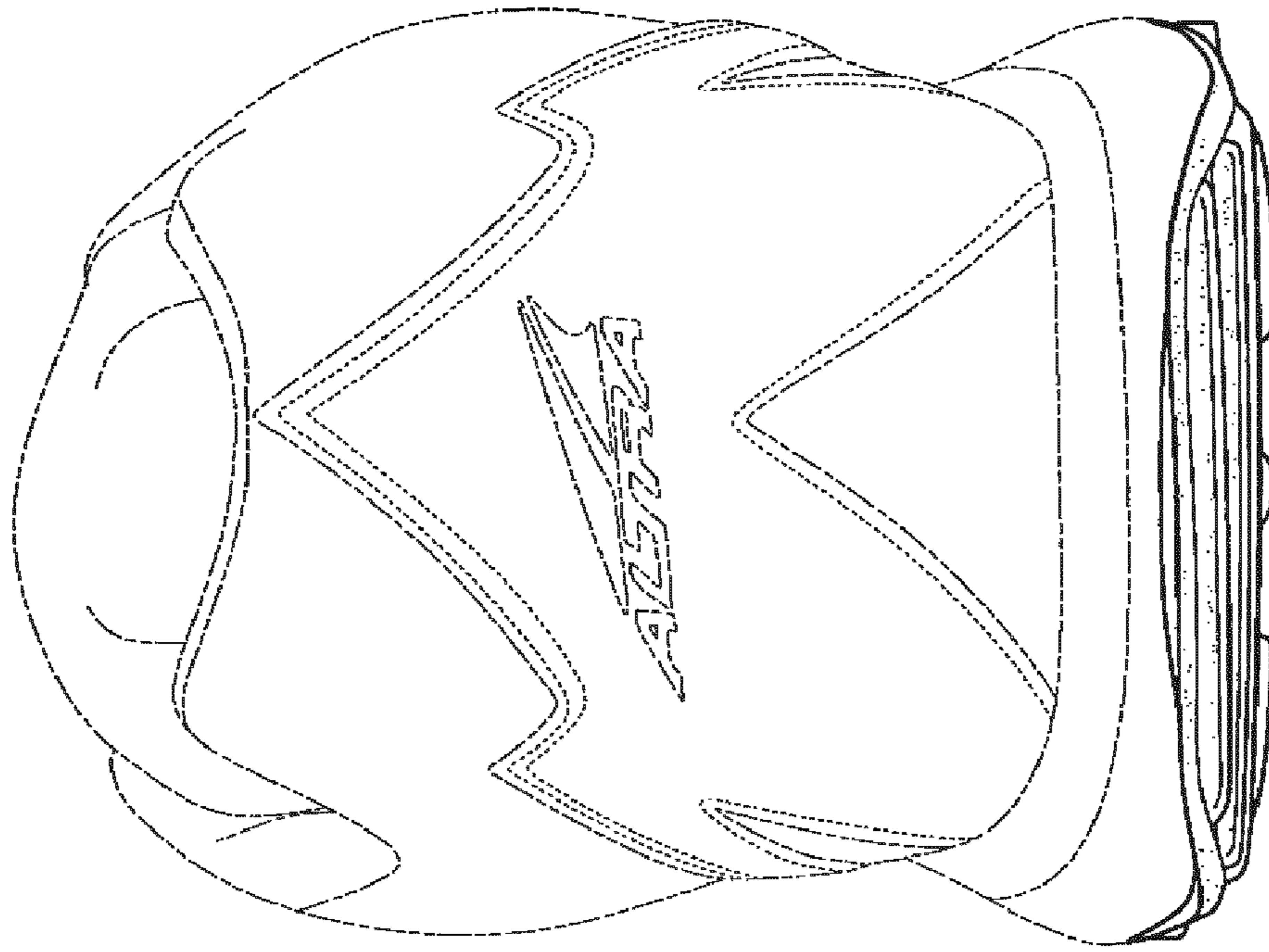


FIG. 7

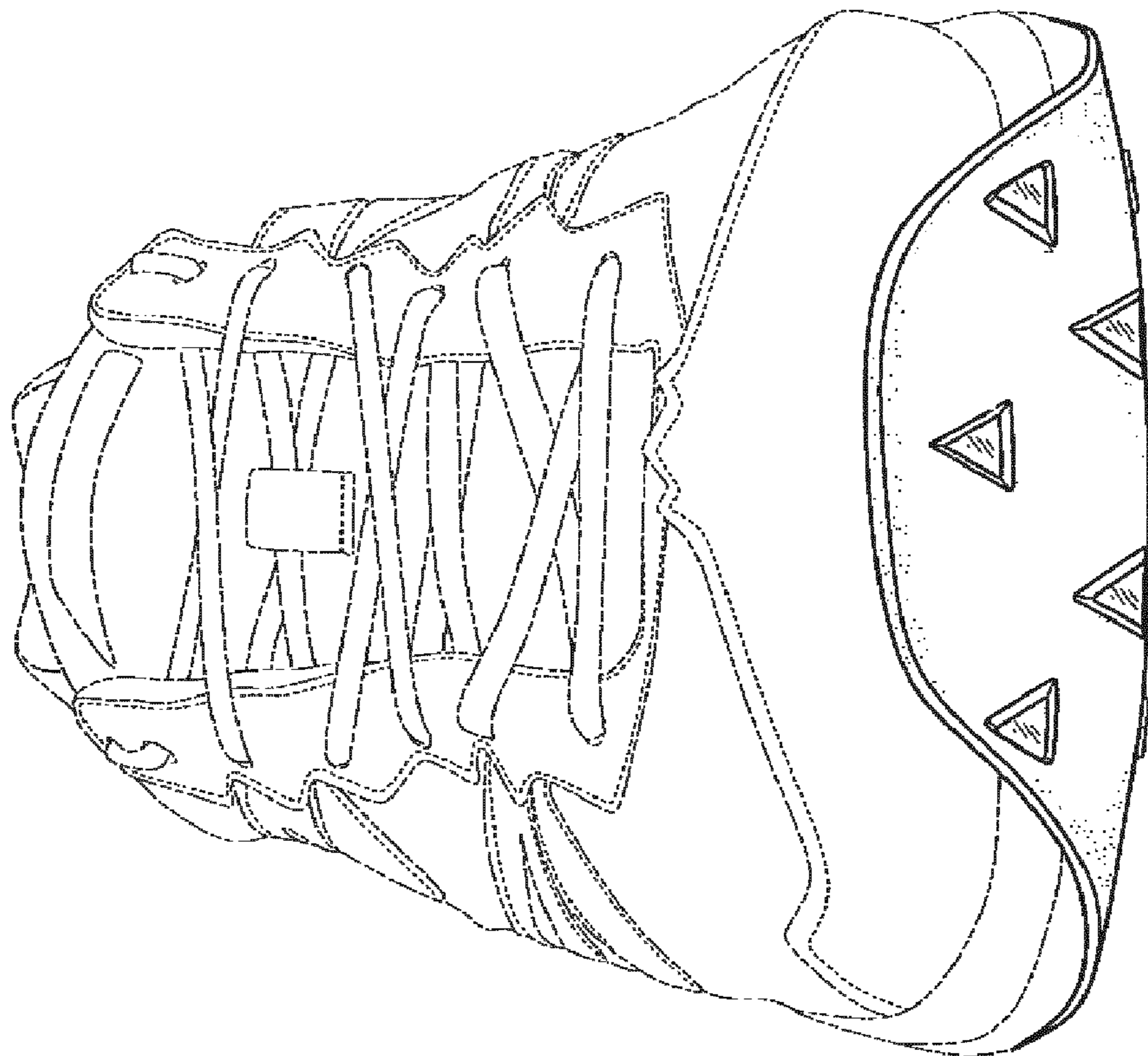


FIG. 6