



US00D657097S

(12) **United States Design Patent**
Bates

(10) **Patent No.:** **US D657,097 S**

(45) **Date of Patent:** **** Apr. 3, 2012**

(54) **SADDLE FLAP FOR USE WITH REMOVABLE AND RELOCATABLE BLOCK**

EP 0764606 B1 3/1997
FR 2162760 7/1973
NL 8901537 1/1991
WO 2009028005 A1 3/2009

* cited by examiner

(75) Inventor: **Kenneth John Bates**, Claremont (AU)

(73) Assignee: **Hammersmith Nominees Pty Ltd**, West Perth (AU)

Primary Examiner — Nanda Bondade

(74) *Attorney, Agent, or Firm* — Seed IP Law Group PLLC

(**) Term: **14 Years**

(21) Appl. No.: **29/369,538**

(57) **CLAIM**

The ornamental design for a saddle flap for use with removable and relocatable block, as shown and described.

(22) Filed: **Sep. 9, 2010**

(30) **Foreign Application Priority Data**

Mar. 18, 2010 (AU) 10941/2010

(51) **LOC (9) Cl.** **30-04**

(52) **U.S. Cl.** **D30/134**

(58) **Field of Classification Search** D30/134,
D30/135, 199; 54/44.1–44.7, 45.1, 46, 46.1,
54/37.1, 38.1, 66, 79.3

See application file for complete search history.

DESCRIPTION

FIG. 1 is a perspective view of the saddle flap from the outer side, with the associated block removed, showing my new design.

FIG. 2 is a view similar to FIG. 1 but showing the block applied to the saddle flap in a first position.

FIG. 3 is a view similar to FIG. 2 but showing the block applied to the saddle flap in a different position.

FIG. 4 is top plan view of the saddle flap.

FIG. 5 is a section taken along line 5-5 of FIG. 1, to show the contour of an exterior surface of the claimed design.

FIG. 6 is a side view of the flap with the block removed, the view being taken along line 6-6 of FIG. 4.

FIG. 7 is an end view of the flap with the block removed, the view being taken along line 7-7 of FIG. 4; and,

FIG. 8 is an underneath perspective view of the flap.

The broken lines in the figures show environment, and form no part of the claimed design.

(56) **References Cited**

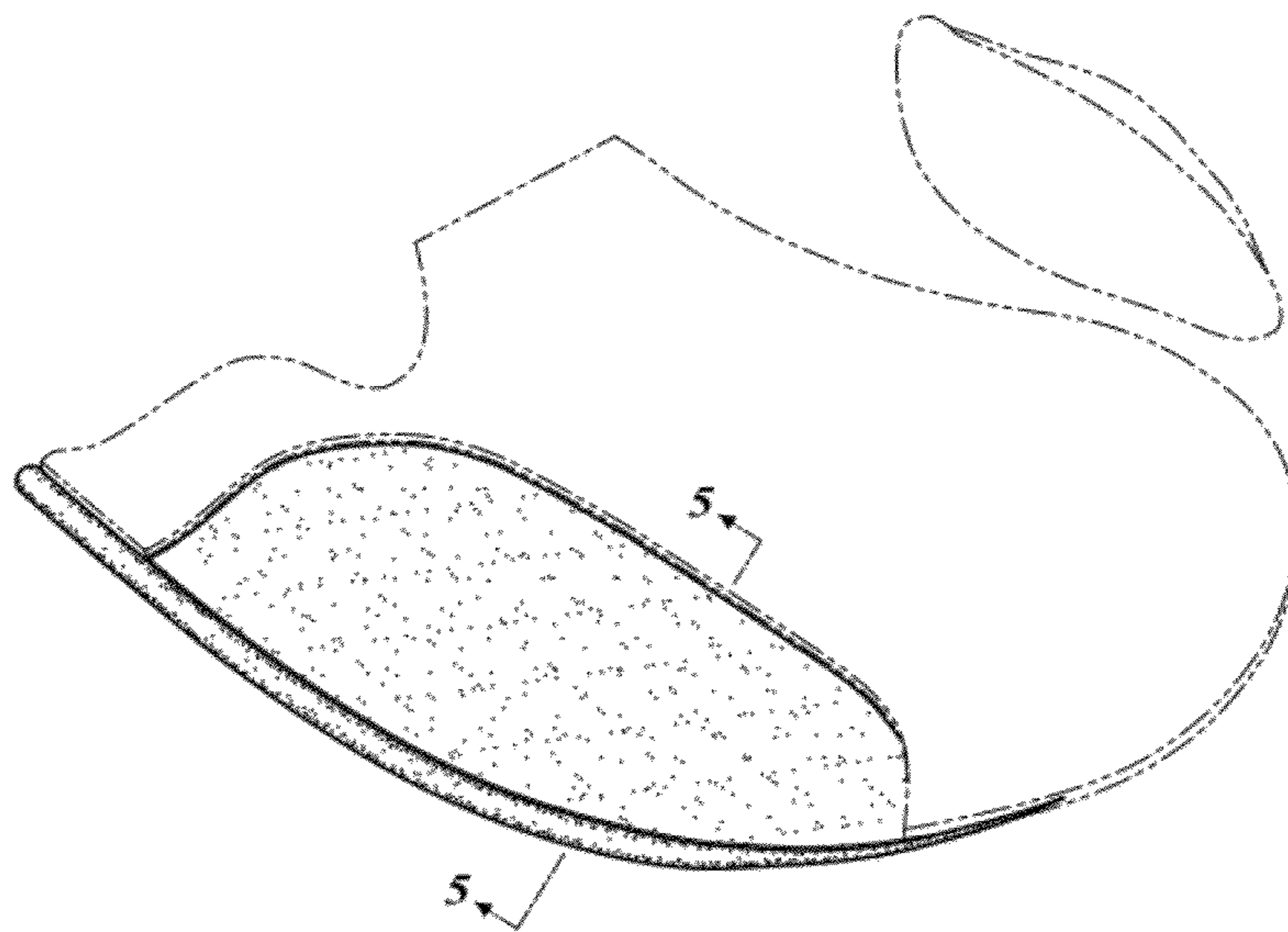
U.S. PATENT DOCUMENTS

1,246,675 A * 11/1917 Stewart 54/44.1
4,033,097 A 7/1977 Petit 54/44
2004/0112017 A1* 6/2004 Hadlock 54/44.1
2005/0060968 A1* 3/2005 Kwan et al. 54/66
2006/0032195 A1* 2/2006 Mattioni 54/79.3
2007/0137148 A1* 6/2007 Foster 54/44.5

FOREIGN PATENT DOCUMENTS

DE 4114433 A1 11/1992
DE 202006006278 U1 1/2007

1 Claim, 4 Drawing Sheets



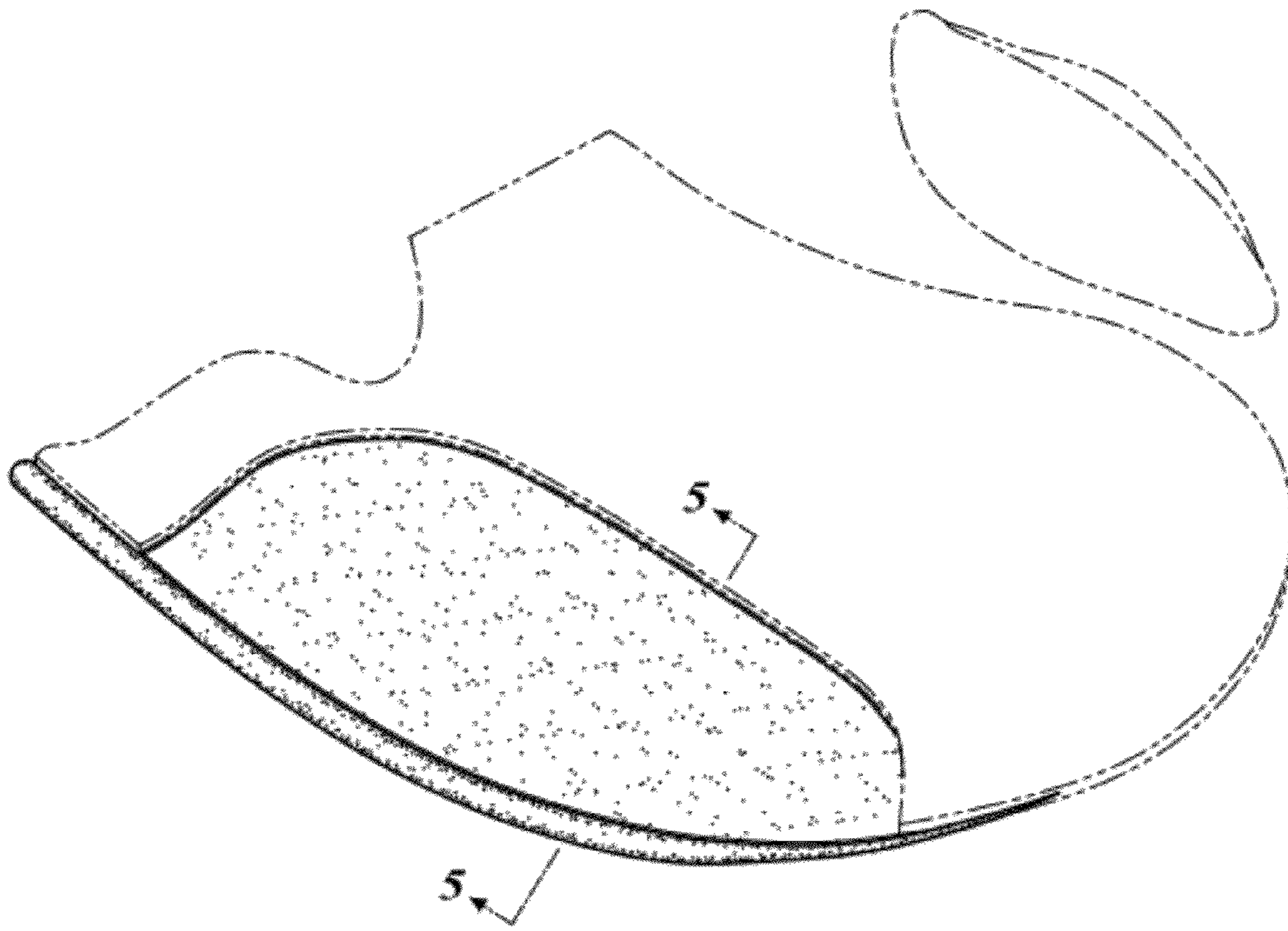


FIG. 1

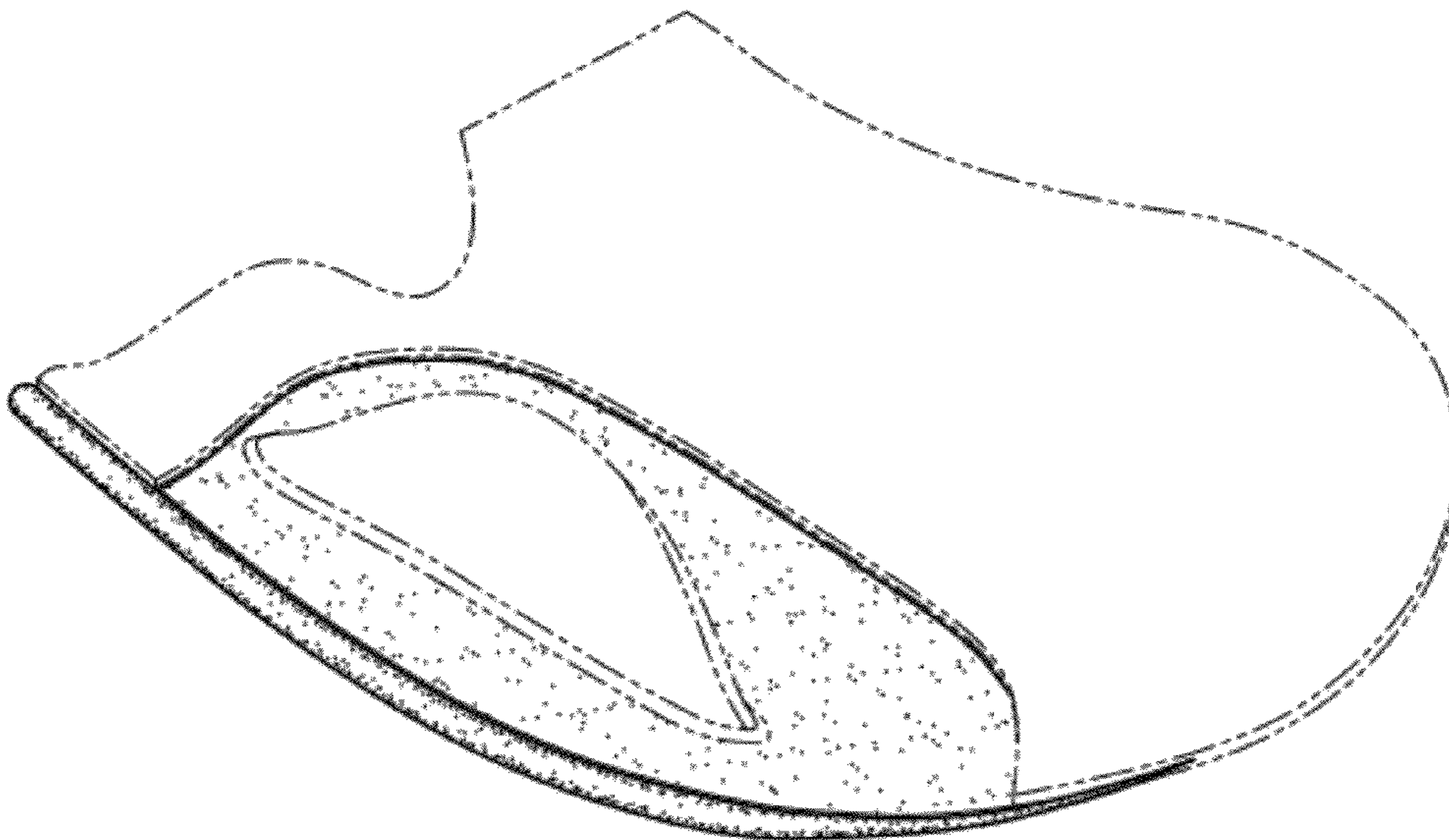


FIG. 2

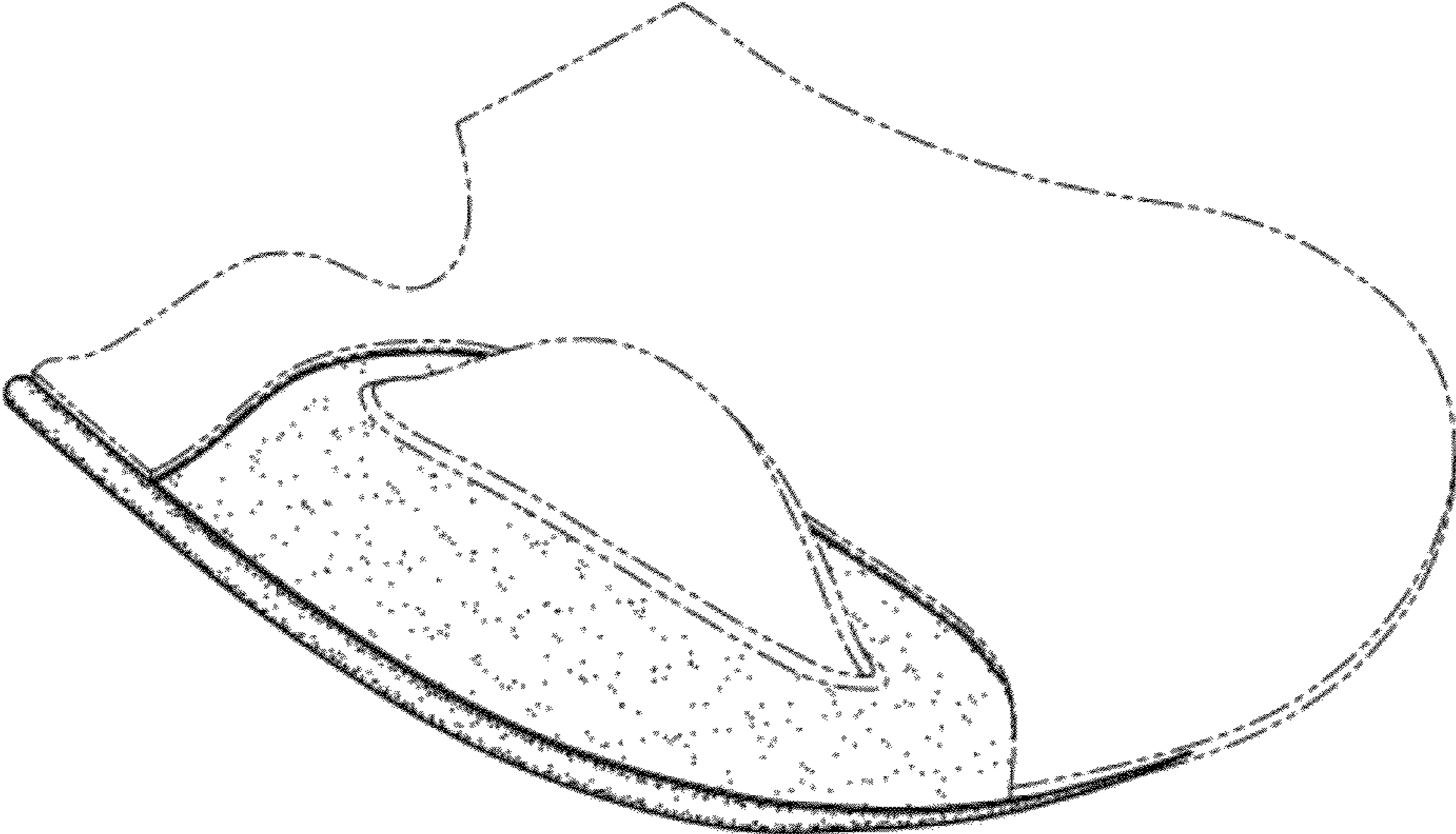


FIG. 3

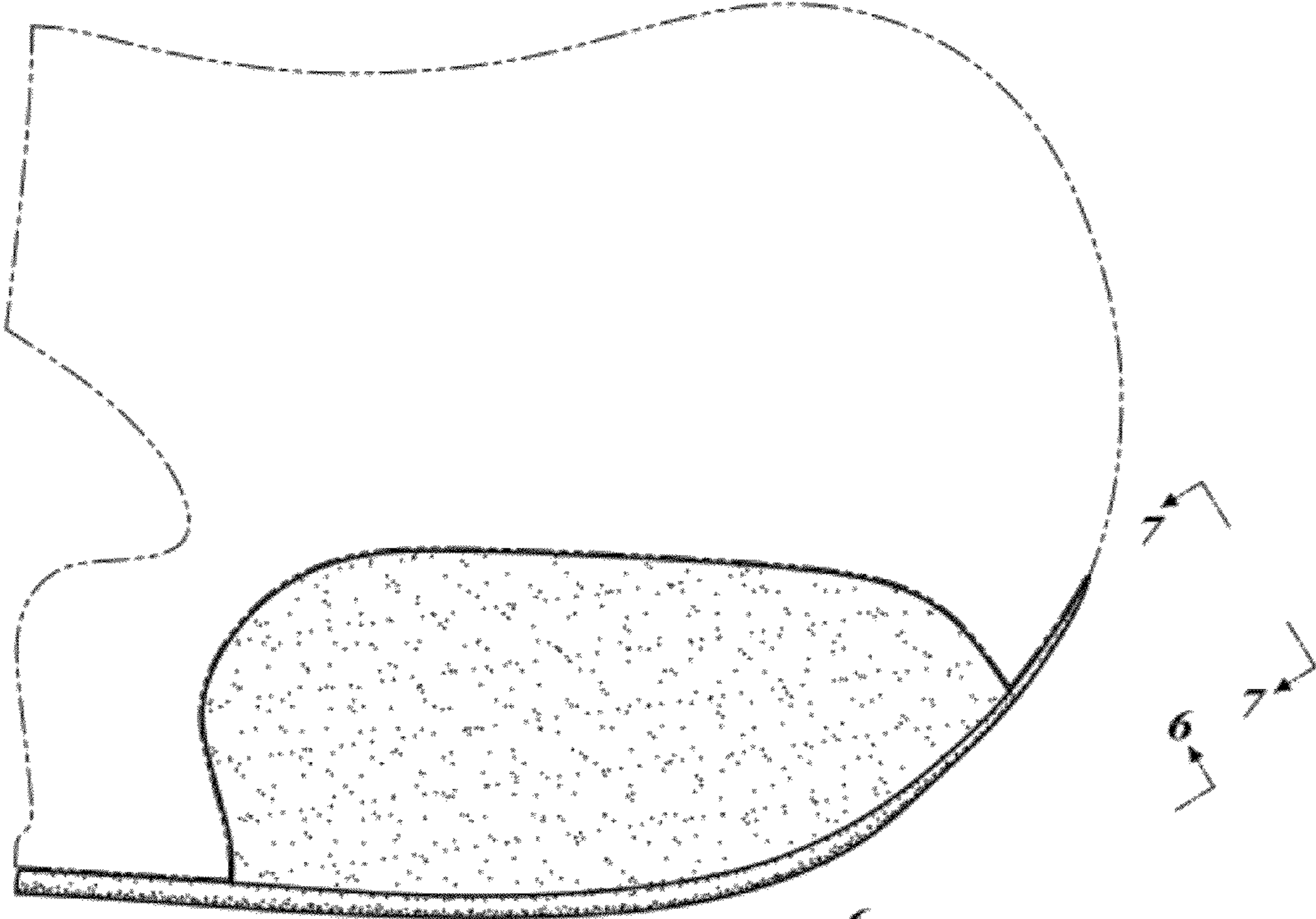


FIG. 4

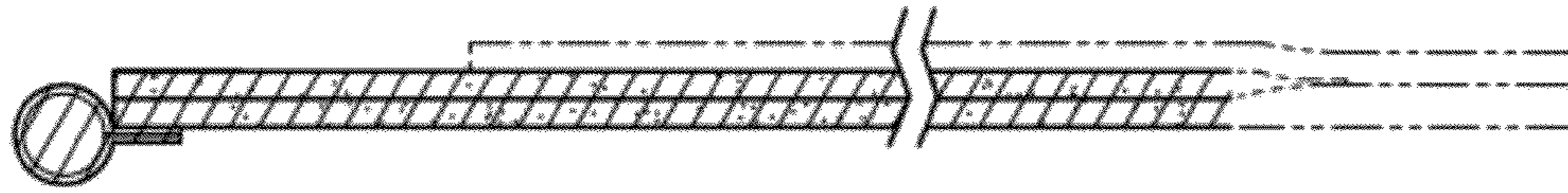


FIG. 5



FIG. 6



FIG. 7




FIG. 8