



US00D657073S

(12) **United States Design Patent**  
**Reves**

(10) **Patent No.:** **US D657,073 S**

(45) **Date of Patent:** **\*\* \*Apr. 3, 2012**

(54) **CORNER BEAD**

(76) Inventor: **Jeff Reves**, Encinitas, CA (US)

(\*) Notice: This patent is subject to a terminal disclaimer.

(\*\*) Term: **14 Years**

(21) Appl. No.: **29/334,489**

(22) Filed: **Mar. 27, 2009**

(51) **LOC (9) Cl.** ..... **25-01**

(52) **U.S. Cl.** ..... **D25/164; D25/102**

(58) **Field of Classification Search** ..... D25/102,  
D25/164; 52/287.1, 255, 239, 256, 257

See application file for complete search history.

(56) **References Cited**

**U.S. PATENT DOCUMENTS**

3,412,512 A \* 11/1968 Hollister ..... 52/239  
D223,901 S \* 6/1972 Shaeffer ..... D25/164

6,691,476 B1 \* 2/2004 Kunz ..... 52/287.1  
6,691,477 B2 \* 2/2004 Koenig, Jr. et al. .... 52/287.1  
D501,050 S \* 1/2005 Hein et al. .... D25/102  
2002/0083665 A1 \* 7/2002 Razetto ..... 52/288.1

\* cited by examiner

*Primary Examiner* — Doris Clark

(74) *Attorney, Agent, or Firm* — Jay Schloff


(57) **CLAIM**

I claim the ornamental design for a corner bead, as shown and described.

**DESCRIPTION**

FIG. 1 is a perspective view of a corner bead;  
FIG. 2 is a front view of the corner bead of FIG. 1;  
FIG. 3 is a side view of the corner bead of FIG. 1;  
FIG. 4 is a top view of the corner bead of FIG. 1; and,  
FIG. 5 is a bottom view of the corner bead of FIG. 1.

**1 Claim, 5 Drawing Sheets**






FIG. 1




FIG. 2




FIG. 3

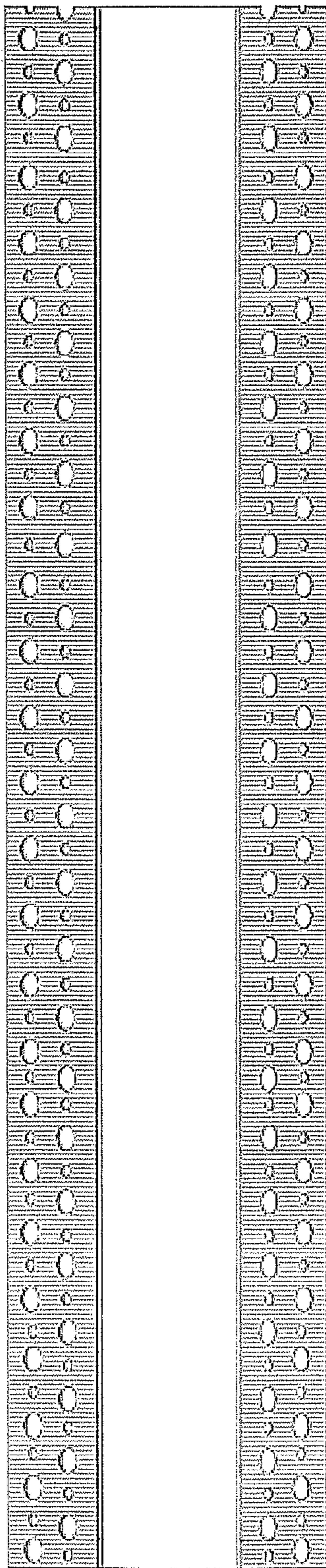


FIG. 4

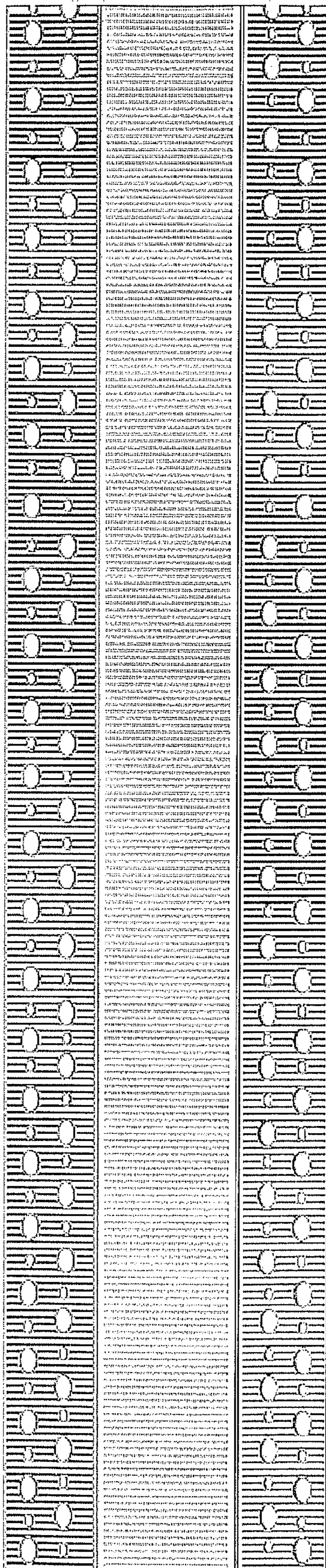


FIG. 5