

US00D657072S

(12) **United States Design Patent**
West

(10) **Patent No.:** **US D657,072 S**

(45) **Date of Patent:** **** Apr. 3, 2012**

(54) **ROOFTOP EQUIPMENT MOUNTING BLOCK**

(75) Inventor: **Richard A. West**, Lakewood, OH (US)

(73) Assignee: **West Development Group, LLC**,
LaGrange, OH (US)

(**) Term: **14 Years**

(21) Appl. No.: **29/359,692**

(22) Filed: **Apr. 14, 2010**

(51) **LOC (9) Cl.** **25-01**

(52) **U.S. Cl.** **D25/139**

(58) **Field of Classification Search** D25/62,
D25/68-69, 125, 139, 199; 182/222; 248/237,
248/676, 678; 52/27, 39, 200, 588.1, 633;
403/374.2, 409.1

See application file for complete search history.

(56) **References Cited**

U.S. PATENT DOCUMENTS

3,172,343	A *	3/1965	Jacobs	D25/69
3,884,328	A *	5/1975	Williams	182/222
4,989,826	A *	2/1991	Johnston, Jr.	248/676
5,143,173	A *	9/1992	Lubinski	182/222

D405,542	S *	2/1999	Holdcroft	D25/68
6,679,461	B1	1/2004	Hawkins		
7,300,032	B2	11/2007	Williams et al.		
7,318,302	B2 *	1/2008	Oppermann	52/633
D629,533	S *	12/2010	Ward et al.	D25/199

* cited by examiner

Primary Examiner — Catheri Oliver

(74) *Attorney, Agent, or Firm* — Fay Sharpe LLP

(57) **CLAIM**

I claim the ornamental design for a rooftop equipment mounting block, as shown and described.

DESCRIPTION

FIG. 1 is a perspective view of the rooftop equipment mounting block;

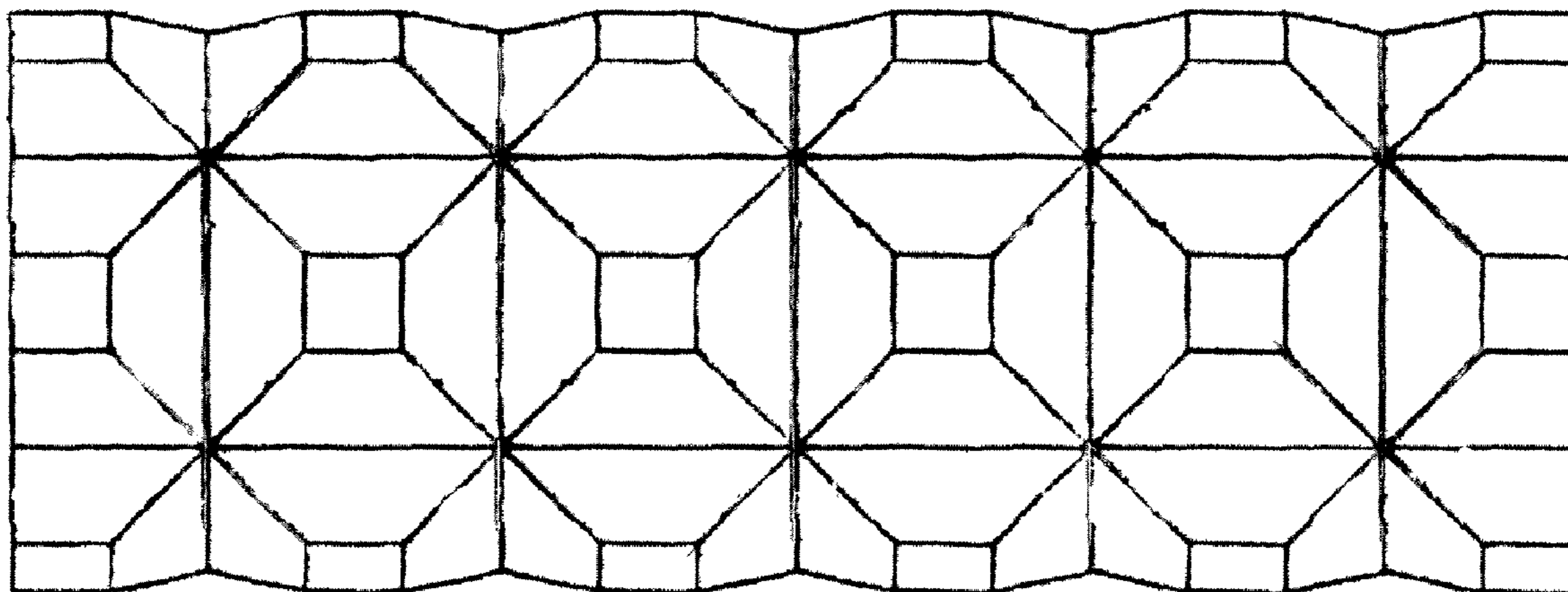
FIG. 2 is a bottom plan view thereof;

FIG. 3 is an end view thereof, the opposite end being the same; and,

FIG. 4 is a front elevation view thereof, the rear elevation being the same.

The broken line disclosure of the mounting block and some portions within the block body are for illustrative purposes only and form no part of the claimed design.

1 Claim, 2 Drawing Sheets



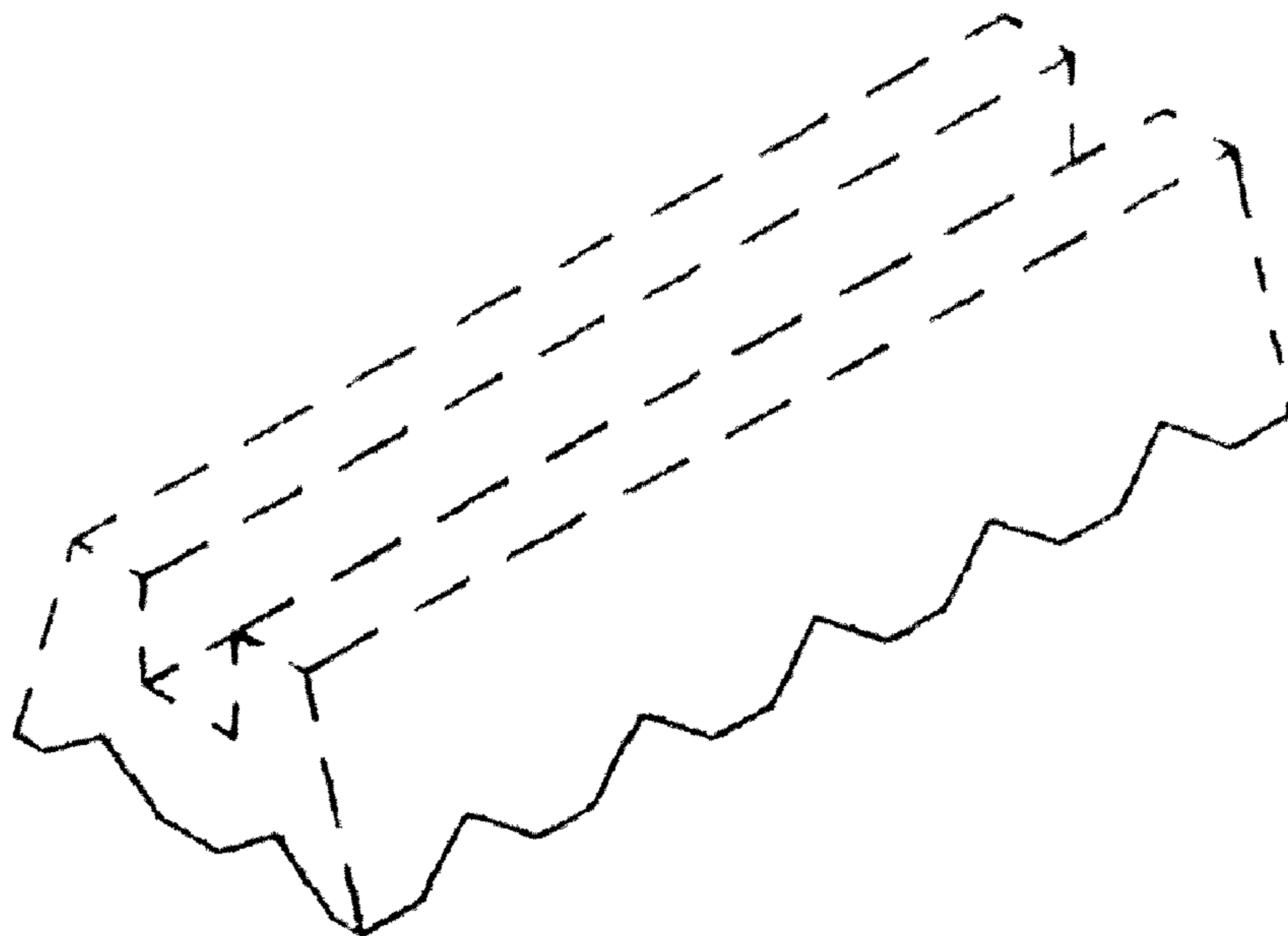


FIG. 1

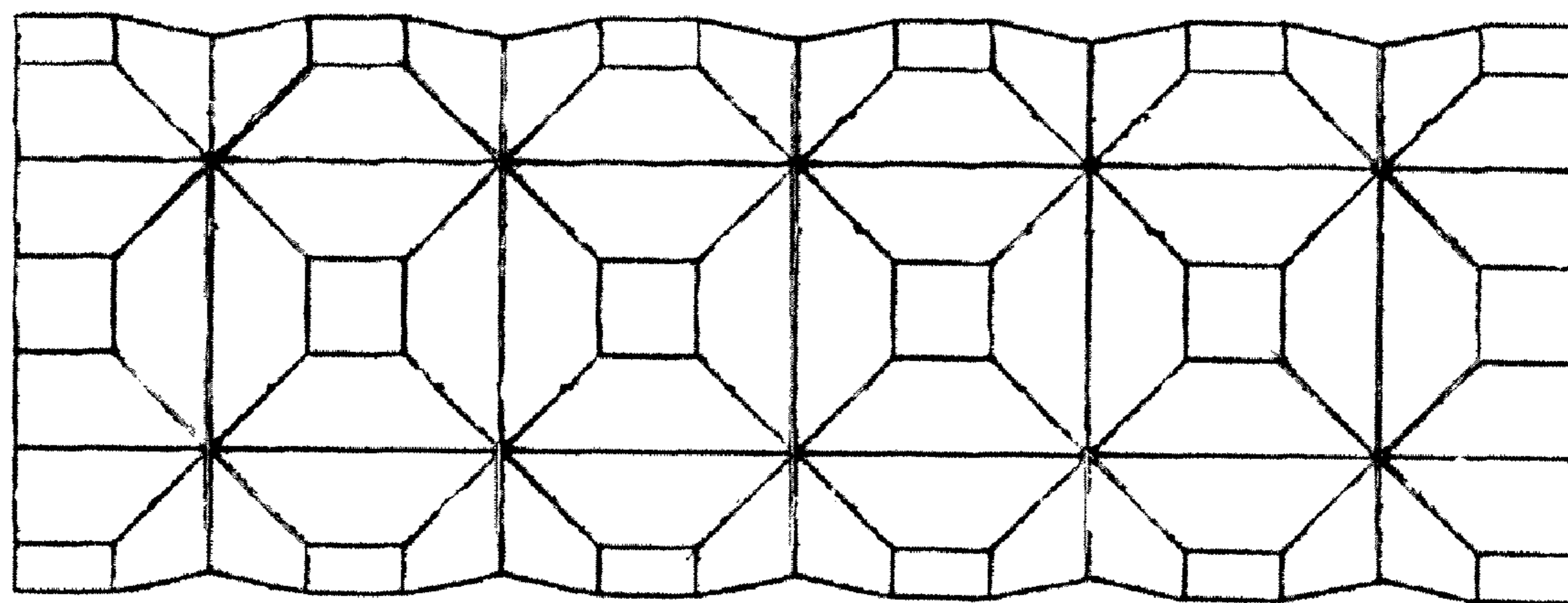


FIG. 2



FIG. 3



FIG. 4