



US00D657043S

(12) **United States Design Patent**
Lulla et al.

(10) **Patent No.:** **US D657,043 S**

(45) **Date of Patent:** **** Apr. 3, 2012**

(54) **DOSE COUNTER**

(75) Inventors: **Amar Lulla**, Mumbai (IN); **Xerxes Rao**,
Mumbai (IN)

(73) Assignee: **cipla limited**, Maharashtra (IN)

(**) Term: **14 Years**

(21) Appl. No.: **29/302,224**

(22) Filed: **Jan. 11, 2008**

(30) **Foreign Application Priority Data**

Jul. 13, 2007 (IN) 211211

(51) **LOC (9) Cl.** **29-02**

(52) **U.S. Cl.** **D24/110**

(58) **Field of Classification Search** D24/110;
D15/148; 74/572.1, 572.2, 573.13, 460;
128/200.23, 203.12, 203.15, 203.19, 203.23
See application file for complete search history.

(56) **References Cited**

U.S. PATENT DOCUMENTS

D54,266 S * 12/1919 Johnson D15/148
1,412,706 A * 4/1922 Pearce 74/460
1,421,231 A * 6/1922 Henninger 74/446
2,720,119 A * 10/1955 Sherman 74/460

3,180,171 A * 4/1965 Arpin 74/460
3,199,364 A * 8/1965 Dew 74/460
5,794,613 A * 8/1998 Piskorski 128/203.12
6,684,729 B2 * 2/2004 Bauseler 74/460
D579,958 S * 11/2008 Lulla et al. D15/148
7,698,964 B2 * 4/2010 Kashimura 74/460
2010/0126507 A1 * 5/2010 Lulla et al. 128/203.15

* cited by examiner

Primary Examiner — Wan Laymon

(74) *Attorney, Agent, or Firm* — Knobbe Martens Olson &
Bear LLP

(57) **CLAIM**

The ornamental design for a dose counter, as shown and
described.

DESCRIPTION

FIG. 1 is a top view of a dose counter;
FIG. 2 is a front view thereof;
FIG. 3 is a back view thereof;
FIG. 4 is a left side view thereof;
FIG. 5 is a right side view thereof;
FIG. 6 is a bottom view thereof; and,
FIG. 7 is a perspective view thereof.

The broken line shown in FIG. 2 represents portion of a dose
counter that forms no part of the claimed design.

1 Claim, 7 Drawing Sheets

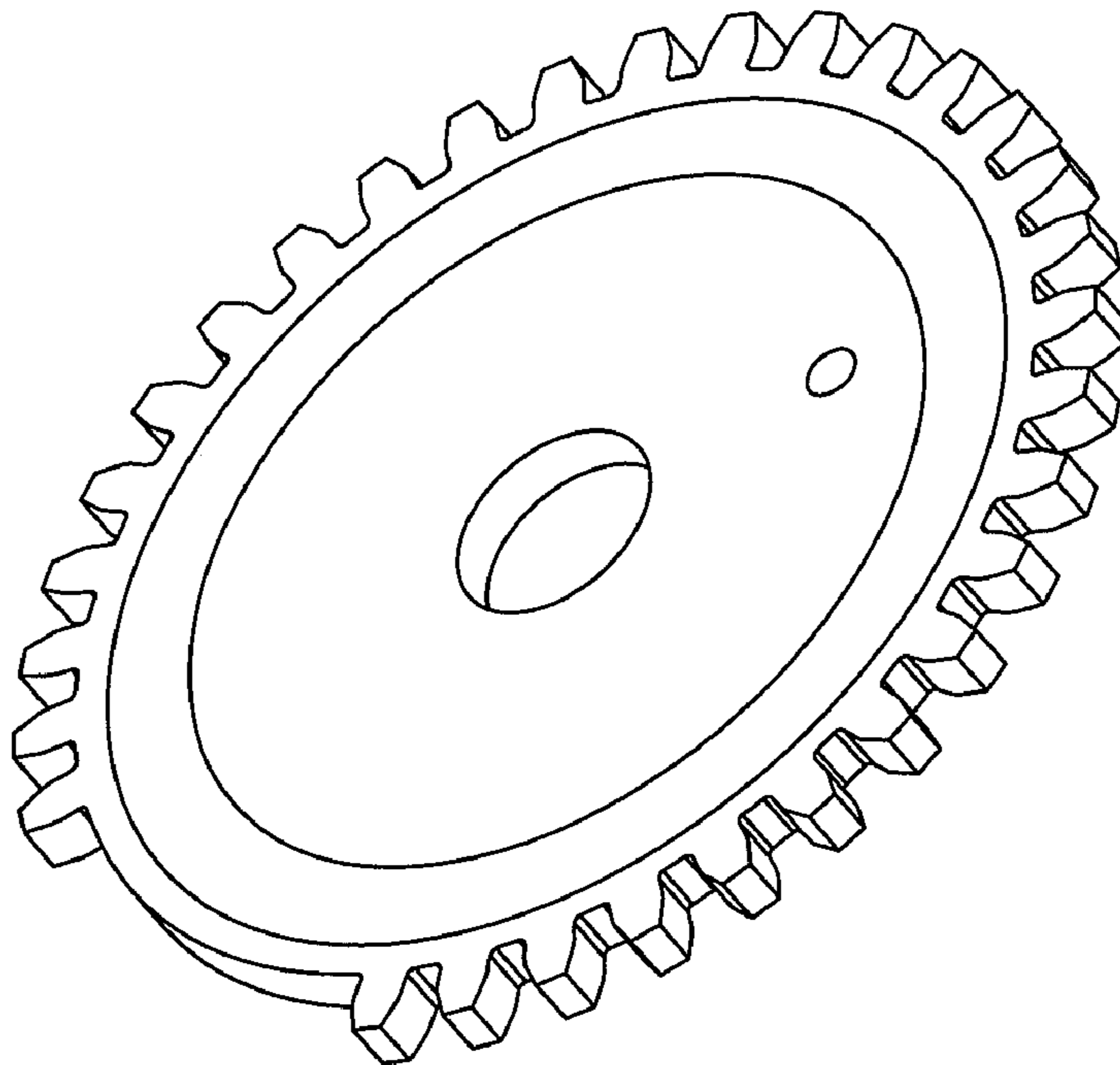




FIG. 1

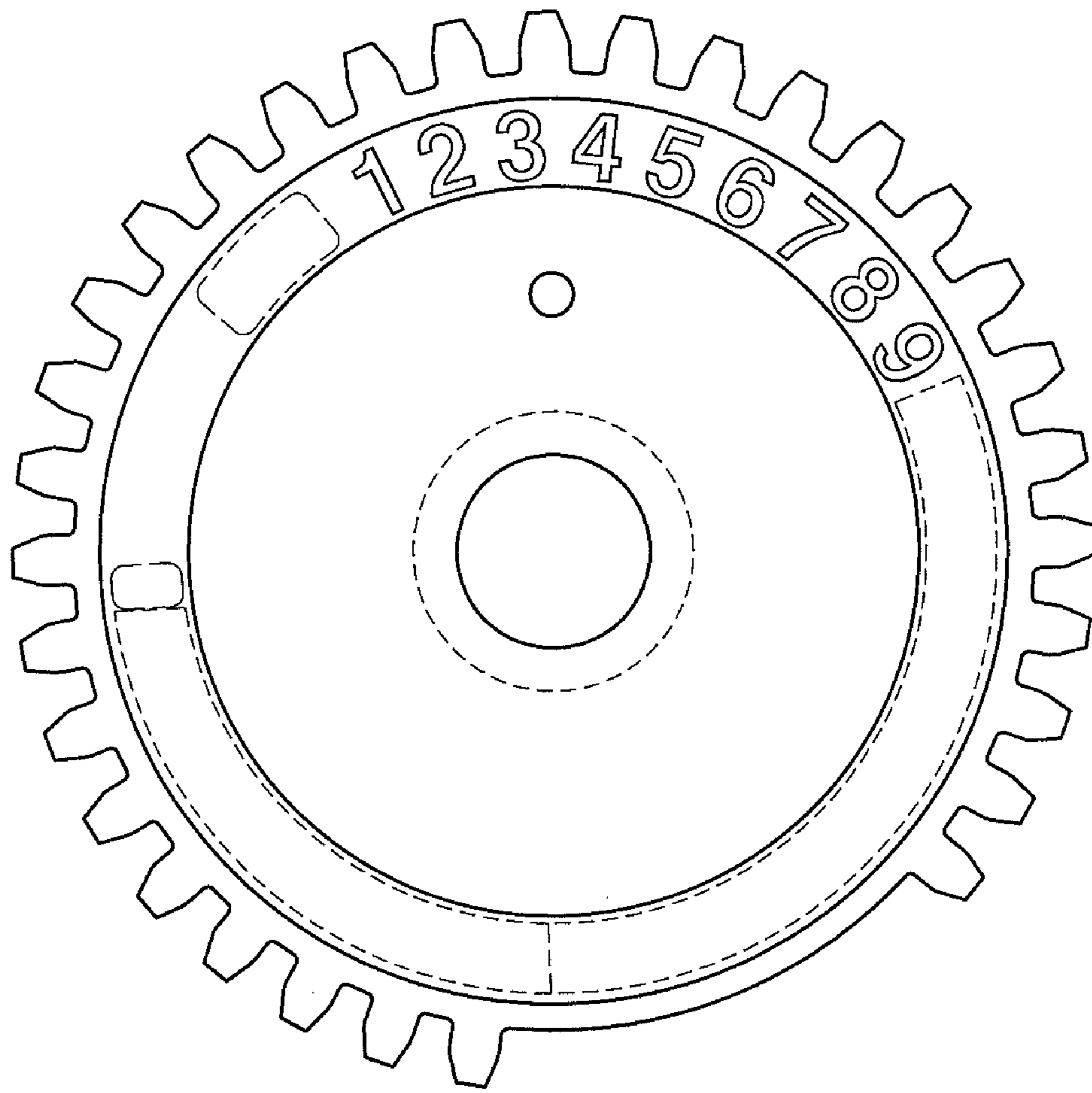


FIG. 2

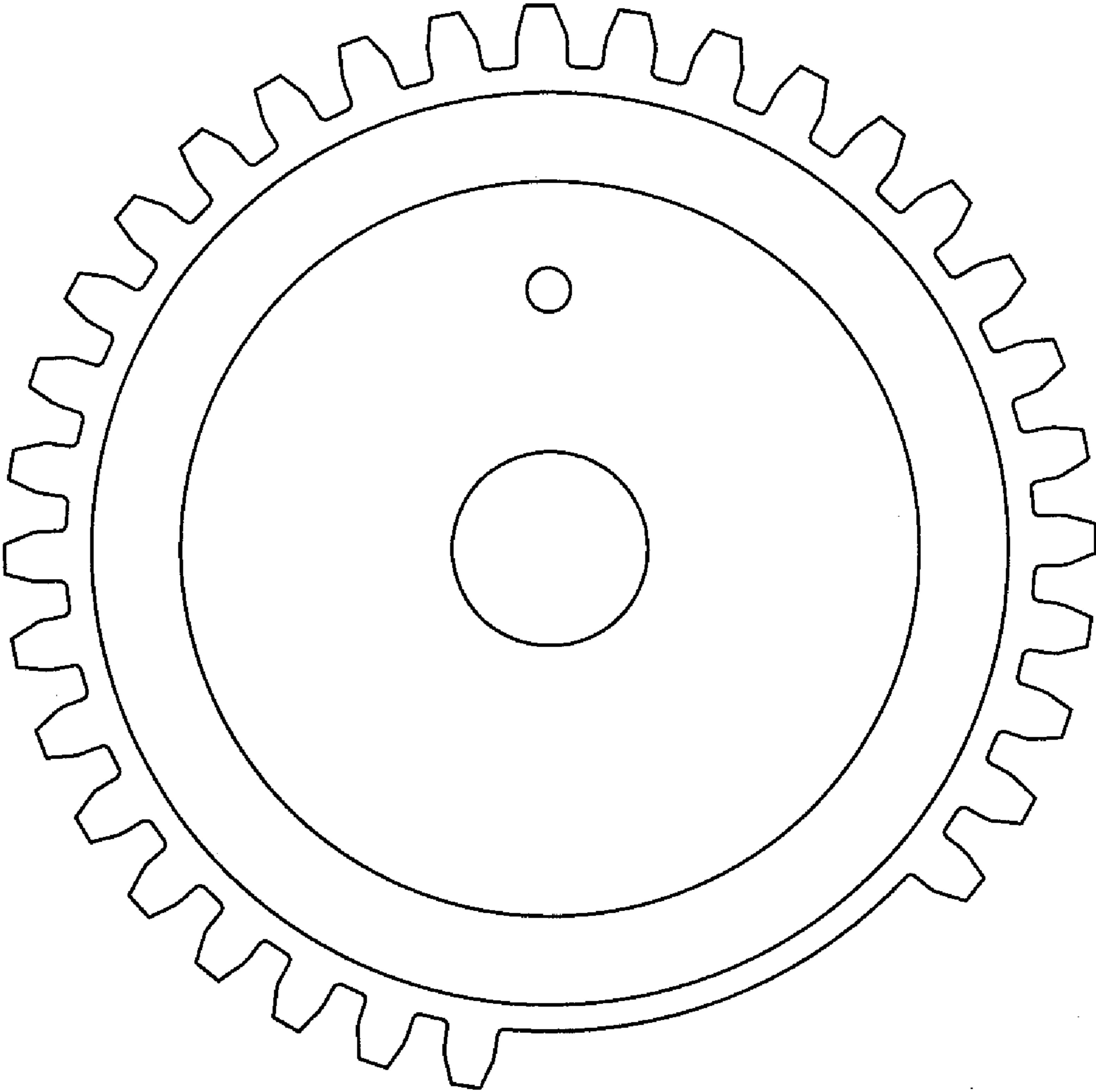


FIG. 3



FIG. 4



FIG. 5



FIG. 6

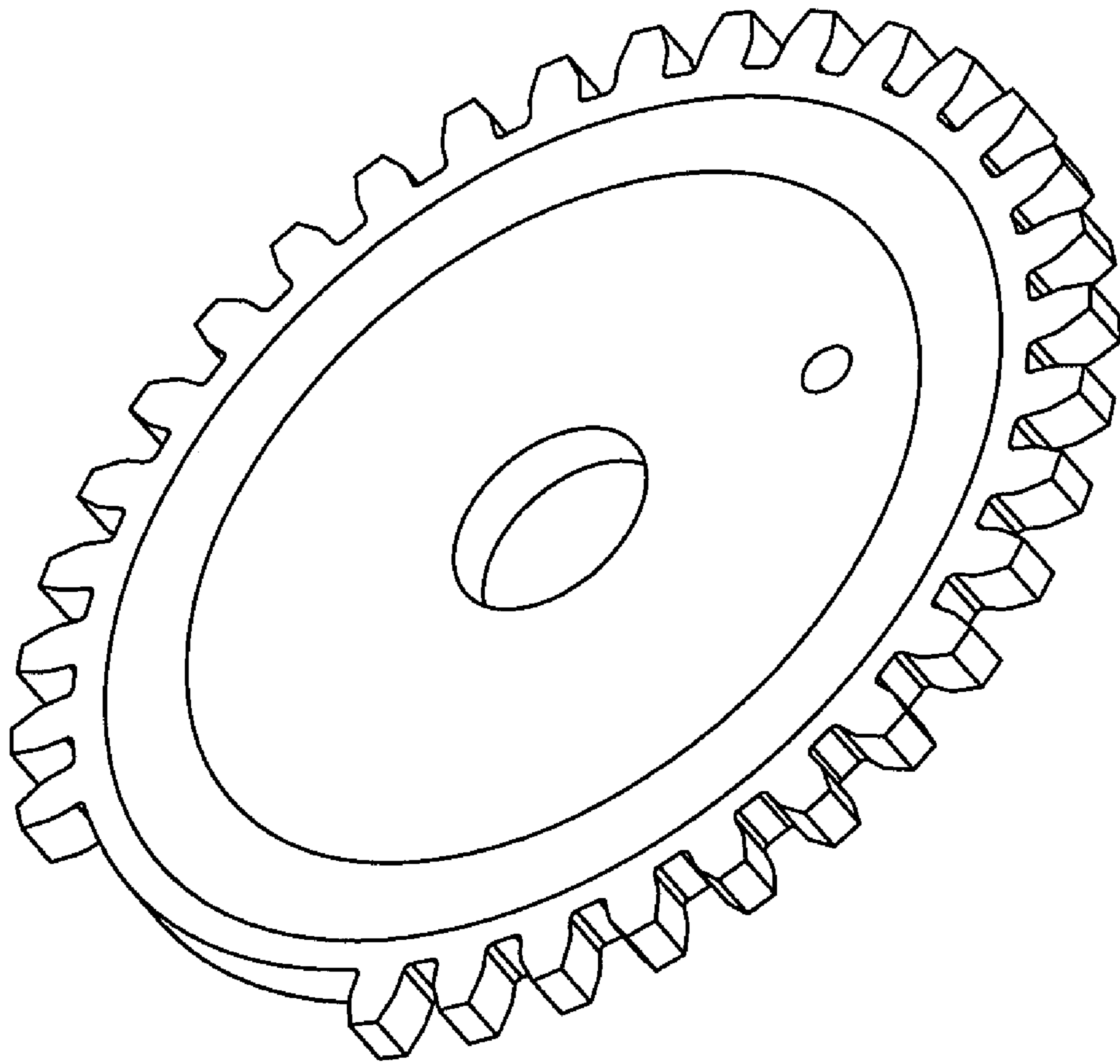


FIG. 7