



US00D657039S

(12) **United States Design Patent**
Abbondanzio et al.

(10) **Patent No.:** **US D657,039 S**
(45) **Date of Patent:** **** Apr. 3, 2012**

(54) **DISPENSER HOUSING**

(56) **References Cited**

(75) Inventors: **Matthew Abbondanzio**, Milwaukee, WI (US); **George Kyaw Maung Aye**, Chicago, IL (US); **Andrew Michael Brooks**, Chicago, IL (US); **Jeffrey Allan Gershune**, Chicago, IL (US); **Joseph Thomas Graceffa**, Racine, WI (US); **Maria Dora Lalli**, Chicago, IL (US); **David Brian Seal**, Chicago, IL (US)

U.S. PATENT DOCUMENTS

D164,481 S	9/1951	Ellis
D309,497 S	7/1990	Kearnes
D314,045 S	1/1991	DeLuca et al.
D357,977 S	5/1995	Muderlak
5,449,117 A	9/1995	Muderlak et al.
D363,981 S	11/1995	Muderlak
5,613,625 A	3/1997	Specht
D386,564 S	11/1997	Mycroft
5,772,074 A	6/1998	Dial et al.
D406,330 S	3/1999	Chen
D407,477 S	3/1999	Chen
D409,740 S	5/1999	Gallagher et al.

(73) Assignee: **S.C. Johnson & Son, Inc.**, Racine, WI (US)

(Continued)

(**) Term: **14 Years**

FOREIGN PATENT DOCUMENTS

CA 2327934 A1 10/1999
(Continued)

(21) Appl. No.: **29/407,001**

Primary Examiner — Sandra Snapp

(22) Filed: **Nov. 22, 2011**

(57) **CLAIM**

The ornamental design for a dispenser housing, as shown and described.

Related U.S. Application Data

(60) Division of application No. 29/360,281, filed on Apr. 22, 2010, now Pat. No. Des. 652,500, which is a continuation-in-part of application No. 29/359,828, filed on Apr. 15, 2010, now Pat. No. Des. 634,415.


DESCRIPTION

(51) **LOC (9) Cl.** **28-99**
(52) **U.S. Cl.** **D23/366**
(58) **Field of Classification Search** D23/355-369;
D28/5, 6; 261/DIG. 17, DIG. 42, DIG. 65,
261/DIG. 88, DIG. 89; 392/386, 390, 391,
392/392, 393, 394, 395; 239/34, 35, 44-47,
239/50, 53, 56, 60, 145, 326

FIG. 1 is an isometric view of a top, front, and right side of an ornamental design for a dispenser housing;
FIG. 2 is a front elevational view of the housing of FIG. 1;
FIG. 3 is a rear elevational view of the housing of FIG. 1;
FIG. 4 is a right side elevational view of the housing of FIG. 1;
FIG. 5 is a left side elevational view of the housing of FIG. 1;
FIG. 6 is a top plan view of the housing of FIG. 1; and,
FIG. 7 is a bottom plan view of the housing of FIG. 1.
The broken line showing of the subject matter shown above is for the purpose of depicting environmental structure only and forms no part of the claimed design.

See application file for complete search history.

1 Claim, 4 Drawing Sheets



US D657,039 S

Page 2

U.S. PATENT DOCUMENTS

5,908,140 A 6/1999 Muderlak et al.
D413,663 S 9/1999 Chen
D425,190 S 5/2000 Morikawa
D435,098 S 12/2000 Kemmis et al.
D436,398 S 1/2001 Steiner
6,267,297 B1 7/2001 Contadini et al.
6,413,302 B1 7/2002 Harrison et al.
D471,267 S 3/2003 Ahn et al.
6,567,613 B2 5/2003 Rymer
6,631,852 B1 10/2003 O'Leary
D491,798 S 6/2004 Buthier
D498,526 S 11/2004 Emrich
D509,894 S 9/2005 Hoyt et al.
D511,206 S 11/2005 Emrich
7,014,818 B2 3/2006 Rymer
7,036,747 B2 5/2006 Channer
D523,947 S 6/2006 Lablaine
D533,931 S 12/2006 Miller et al.
D543,267 S 5/2007 Tan
D544,085 S 6/2007 Schriener et al.
D546,434 S 7/2007 Barraclough
D547,851 S 7/2007 Anderson et al.
D559,965 S 1/2008 Kennedy et al.
D561,884 S 2/2008 Furner et al.
D564,357 S 3/2008 Kapoor et al.
D573,706 S 7/2008 Zlotnik et al.
D577,814 S 9/2008 Seki et al.
D580,039 S 11/2008 Zlotnik et al.
D583,038 S 12/2008 Kay et al.
D583,453 S 12/2008 Kay et al.
D583,454 S 12/2008 Kay et al.
D583,455 S 12/2008 Kay et al.
D583,921 S 12/2008 Kay et al.
D587,794 S 3/2009 Yoo et al.
D604,823 S 11/2009 Schwartz et al.

D604,824 S 11/2009 Paolazzi et al.
D608,436 S 1/2010 Drucker et al.
7,687,744 B2 3/2010 Walter et al.
D615,180 S 5/2010 Meyerhoffer
D634,415 S 3/2011 Abbondanzio et al.
D637,274 S * 5/2011 Chan et al. D23/364
D637,275 S 5/2011 Baraky
D647,187 S * 10/2011 Chan et al. D23/364
2005/0139693 A1 6/2005 Robinson et al.
2006/0100303 A1 5/2006 Bedford et al.
2007/0181609 A1 8/2007 Rymer
2007/0183924 A1 8/2007 Morgan
2007/0204387 A1 9/2007 Cornelius et al.
2007/0257130 A1 11/2007 Butler et al.
2008/0011870 A1 1/2008 Link et al.
2008/0061082 A1 3/2008 Anderson et al.
2008/0099483 A1 5/2008 Anderson et al.
2008/0156896 A1 7/2008 Anderson et al.
2009/0236440 A1 9/2009 Anderson et al.

FOREIGN PATENT DOCUMENTS

EP 890365 A1 1/1999
EP 1586335 A1 10/2005
GB 2406792 A1 4/2005
WO 2004105878 A1 12/2004
WO 2006079798 A2 8/2006
WO 2006079798 A3 8/2006
WO 2007124554 A1 11/2007
WO 2007132140 A1 11/2007
WO 2008095187 A1 8/2008
WO 2008149064 A1 12/2008
WO 2008149065 A1 12/2008
WO 2008149066 A1 12/2008
WO 2009029337 A1 3/2009

* cited by examiner

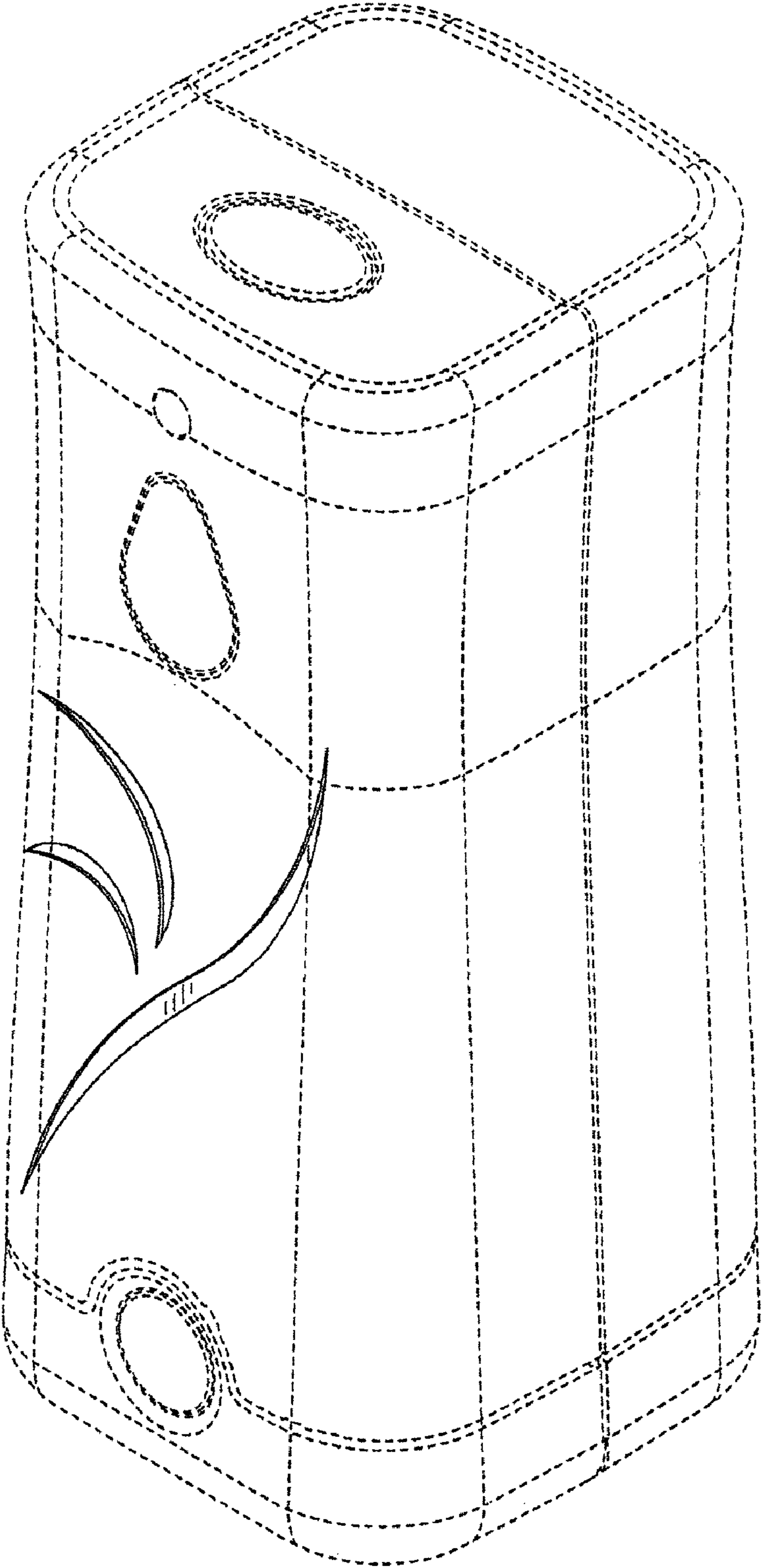


FIG. 1




FIG. 2

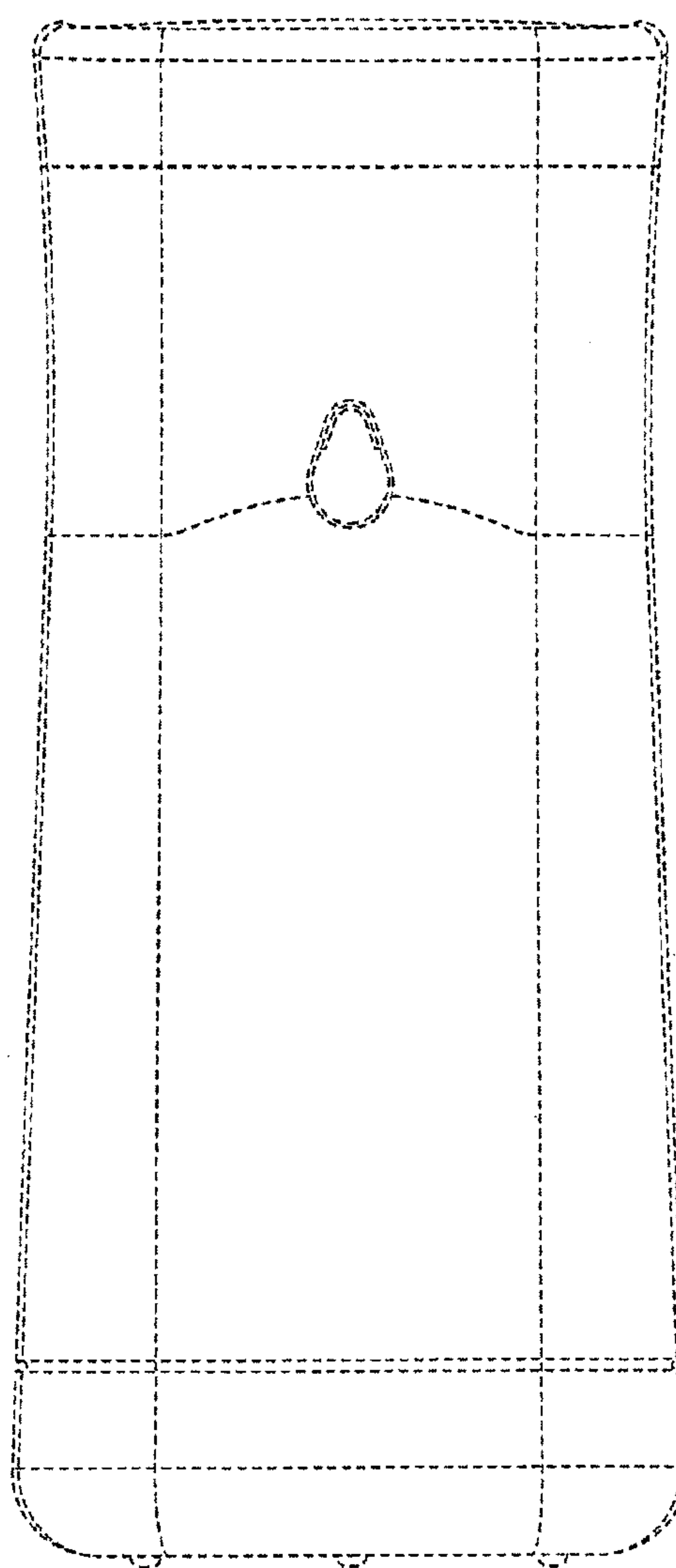


FIG. 3




FIG. 4




FIG. 5

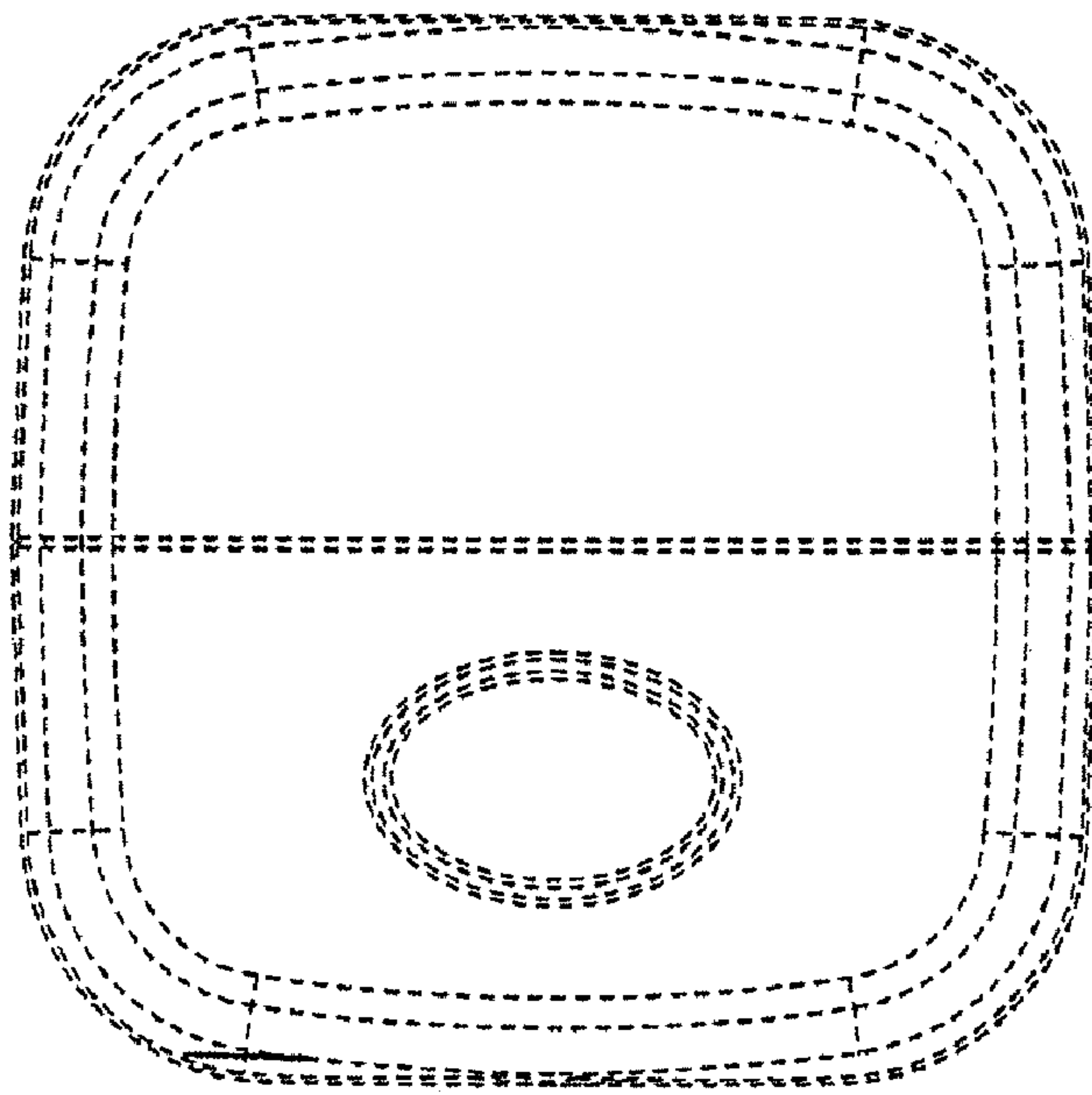


FIG. 6

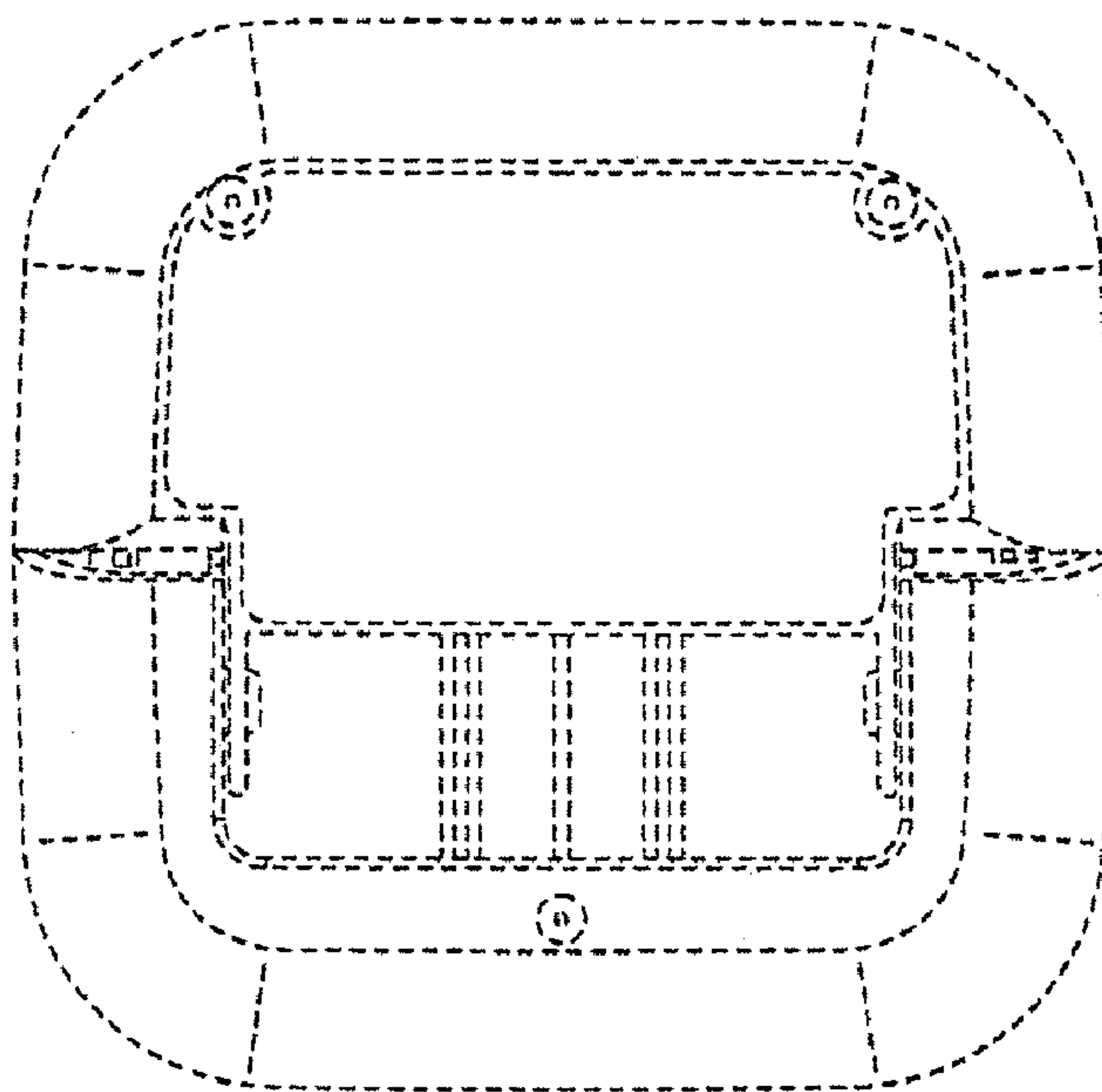


FIG. 7