



US00D657032S

(12) **United States Design Patent**
Chouji

(10) **Patent No.:** **US D657,032 S**

(45) **Date of Patent:** **** Apr. 3, 2012**

(54) **AIR-CONDITIONER**

(75) Inventor: **Masahiko Chouji**, Kusatsu (JP)

(73) Assignee: **Daikin Industries Ltd.**, Osaka-Shi,
Osaka (JP)

(**) Term: **14 Years**

(21) Appl. No.: **29/371,572**

(22) Filed: **Apr. 28, 2011**

(51) **LOC (9) Cl.** **23-04**

(52) **U.S. Cl.** **D23/351**

(58) **Field of Classification Search** D23/351-354,
D23/385, 355, 357, 361; 312/236; 62/259.1,
62/259.4, 262-263, 304; 454/330-331, 349-350
See application file for complete search history.

(56) **References Cited**

U.S. PATENT DOCUMENTS

D539,883 S *	4/2007	Lee et al.	D23/351
D591,410 S *	4/2009	Kashimoto	D23/351
D612,469 S *	3/2010	Nagahori et al.	D23/351
D619,236 S *	7/2010	Schlag et al.	D23/351
D621,921 S *	8/2010	Ishida et al.	D23/351

D623,281 S *	9/2010	Ishida et al.	D23/351
D636,474 S *	4/2011	Choi et al.	D23/351
D641,850 S *	7/2011	Saitou	D23/351
D641,852 S *	7/2011	Satou	D23/351

* cited by examiner

Primary Examiner — Brian N Vinson

(74) *Attorney, Agent, or Firm* — Manabu Kanesaka

(57) **CLAIM**

The ornamental design for an air-conditioner, as shown and described.

DESCRIPTION

FIG. 1 is a perspective view of an air-conditioner showing my new design;
FIG. 2 is a front view thereof;
FIG. 3 is a rear view thereof;
FIG. 4 is a plan view thereof;
FIG. 5 is a bottom view thereof;
FIG. 6 is a left side view thereof;
FIG. 7 is a right side view thereof; and,
FIG. 8 is a perspective view wherein the air-conditioner is operating.

1 Claim, 6 Drawing Sheets

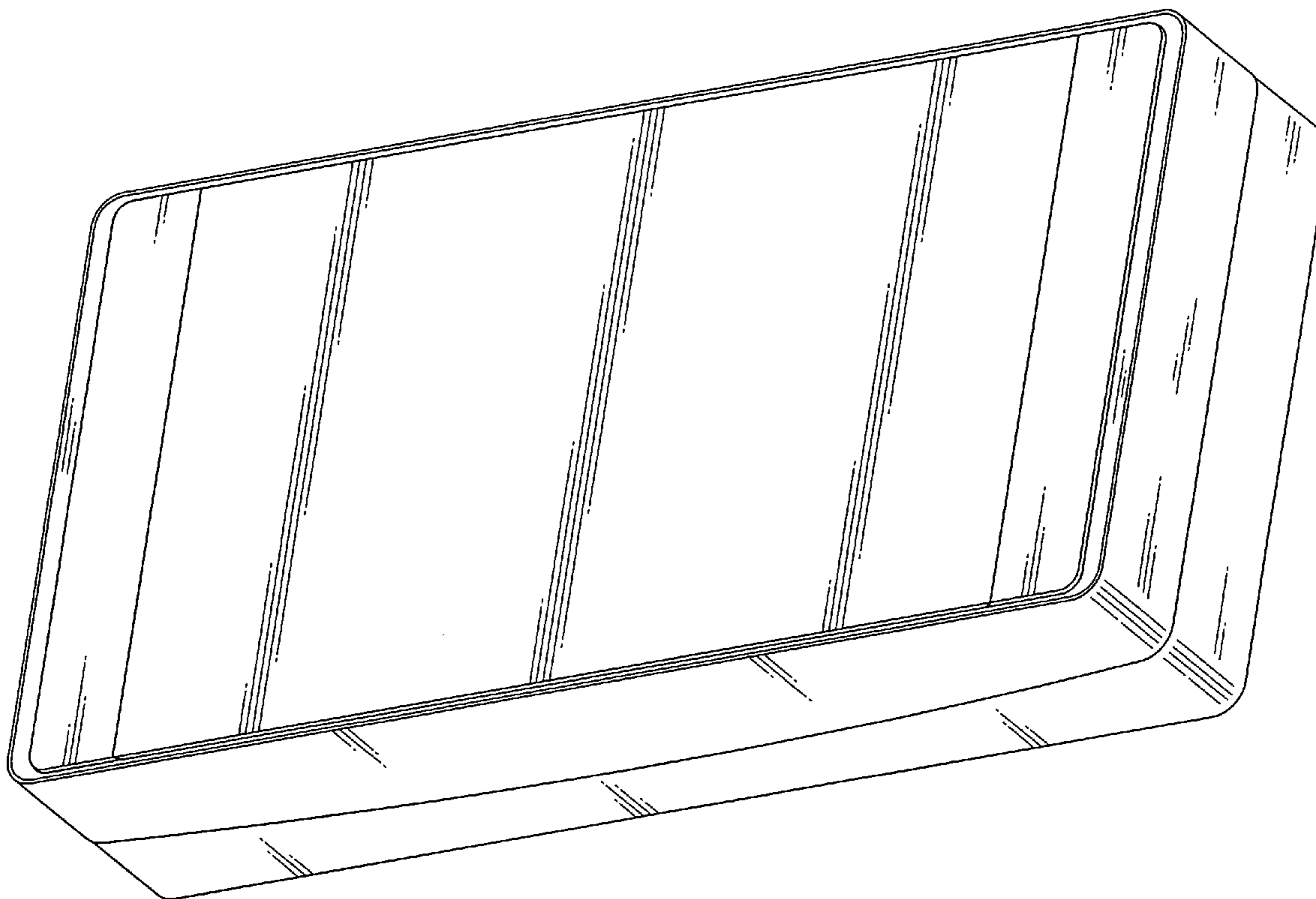


Fig. 1

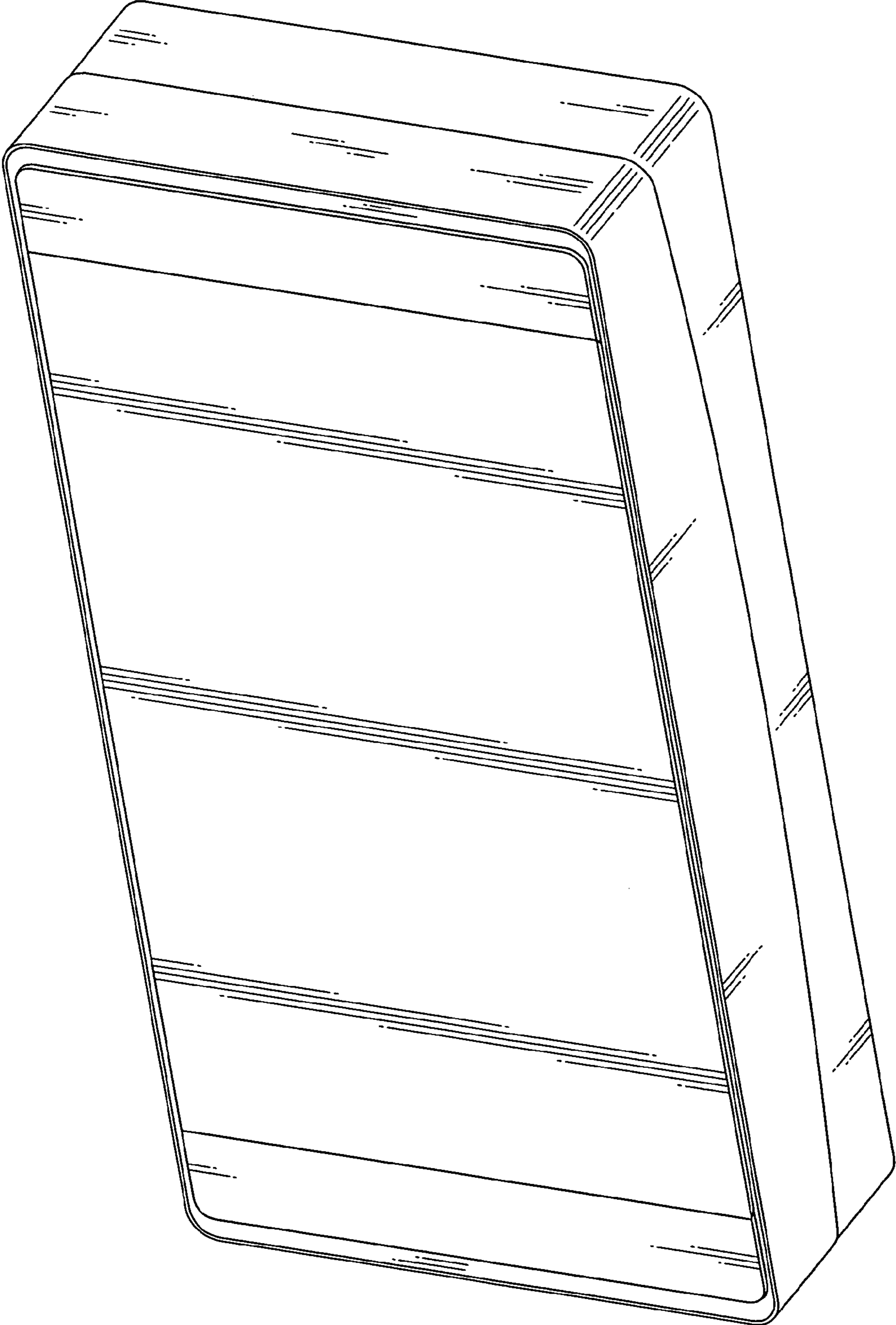


Fig. 2

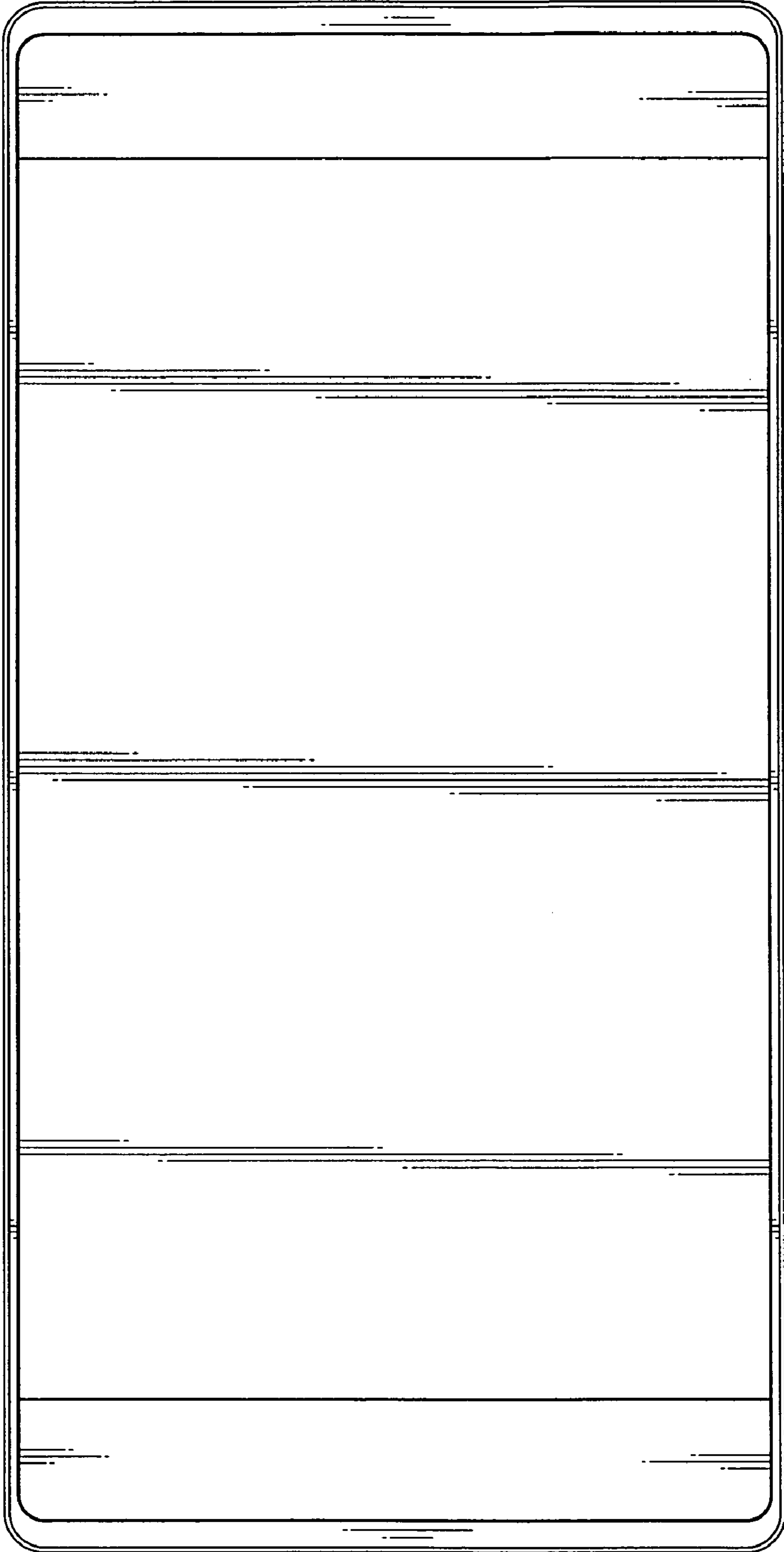


Fig. 3




Fig. 4




Fig. 5

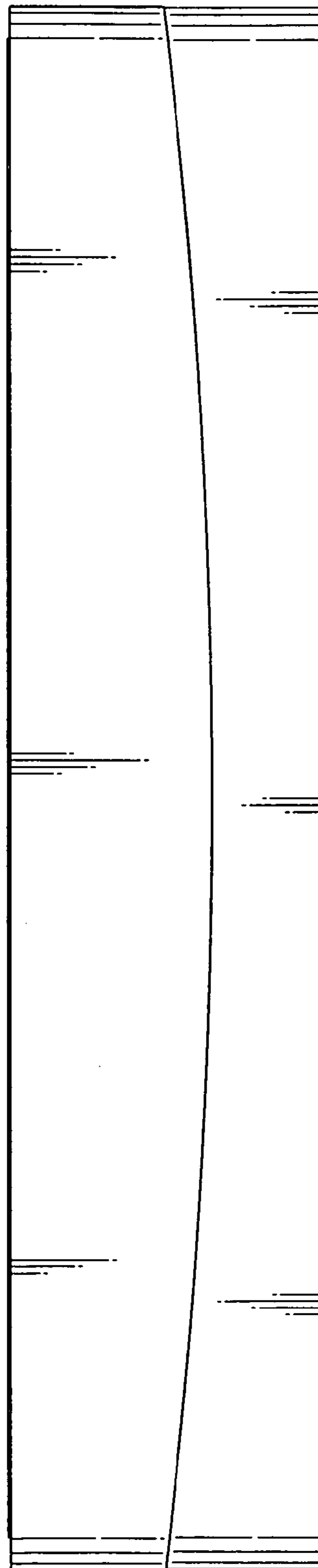



Fig. 7



Fig. 6



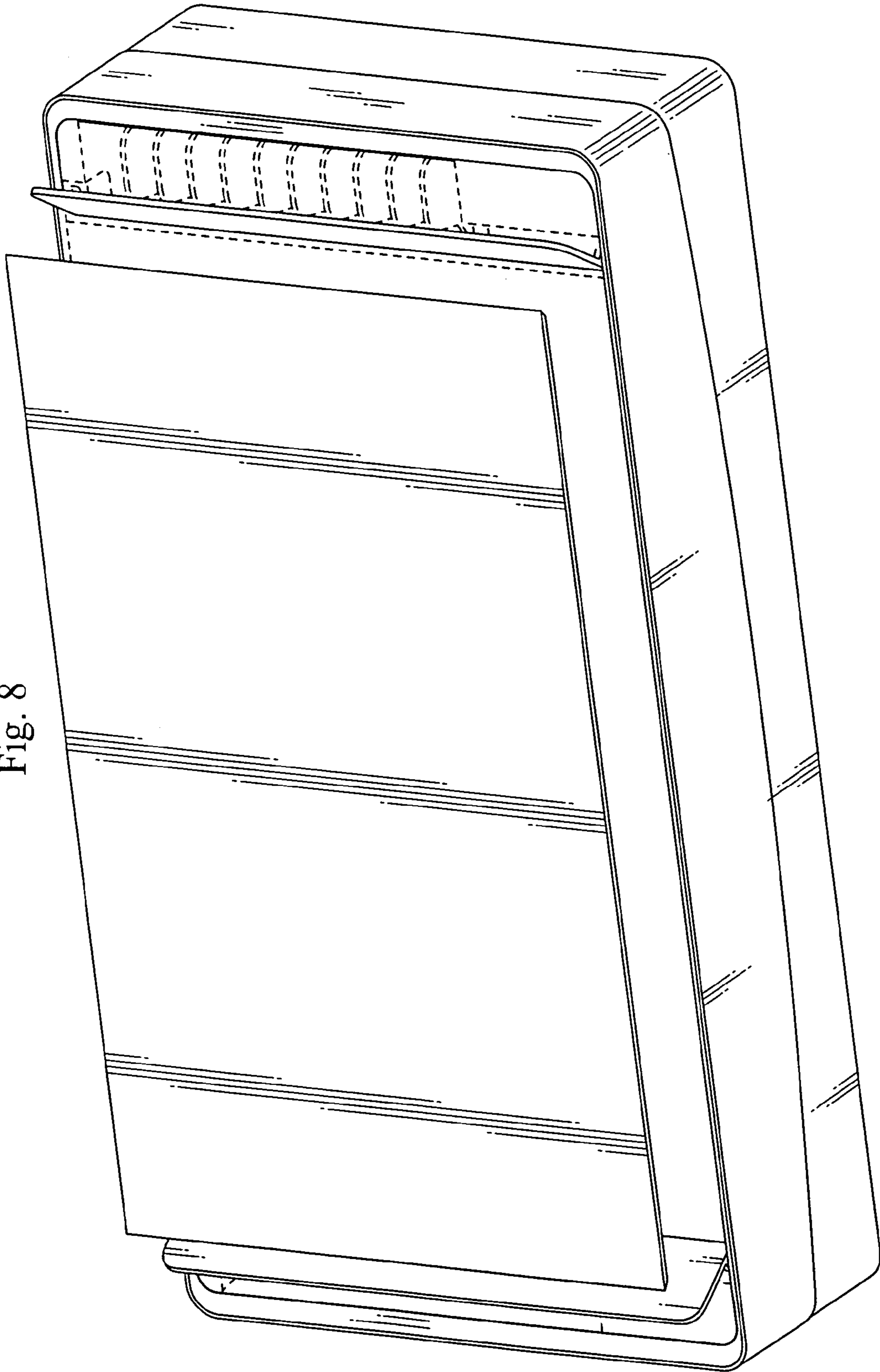


Fig. 8