



US00D657025S

(12) **United States Design Patent**  
**Slothower et al.**

(10) **Patent No.:** **US D657,025 S**

(45) **Date of Patent:** **\*\* Apr. 3, 2012**

(54) **SPOUT FOR FAUCET**

(75) Inventors: **Anna-Pia K. Slothower**, Mill Valley, CA (US); **Gregory de Swarte**, Sheboygan, WI (US); **Herbert V. Kohler, Jr.**, Kohler, WI (US)

(73) Assignee: **Kohler Co.**, Kohler, WI (US)

(\*\*) Term: **14 Years**

(21) Appl. No.: **29/374,019**

(22) Filed: **Apr. 25, 2011**

(51) **LOC (9) Cl.** ..... **23-02**

(52) **U.S. Cl.** ..... **D23/255**

(58) **Field of Classification Search** ..... D23/255, D23/238, 241–242, 257; 4/675–678; 137/801  
See application file for complete search history.

(56) **References Cited**

U.S. PATENT DOCUMENTS

D514,667 S *	2/2006	Kemp	.....	D23/255
D578,614 S *	10/2008	Fritz et al.	.....	D23/241
D647,180 S *	10/2011	Slothower et al.	.....	D23/257

\* cited by examiner

*Primary Examiner* — Robert Delehanty

(74) *Attorney, Agent, or Firm* — Foley & Lardner LLP

(57) **CLAIM**

We claim the ornamental design for a spout for faucet, as shown and described.

**DESCRIPTION**

FIG. 1 is a top perspective view of an embodiment of the claimed design;

FIG. 2 is a front elevation view of the claimed design of FIG. 1;

FIG. 3 is a top plan view of the claimed design of FIG. 1;

FIG. 4 is a bottom plan view of the claimed design of FIG. 1;

FIG. 5 is a left-side elevation view of the claimed design of FIG. 1; and,

FIG. 6 is a rear elevation view of the claimed design of FIG. 1.

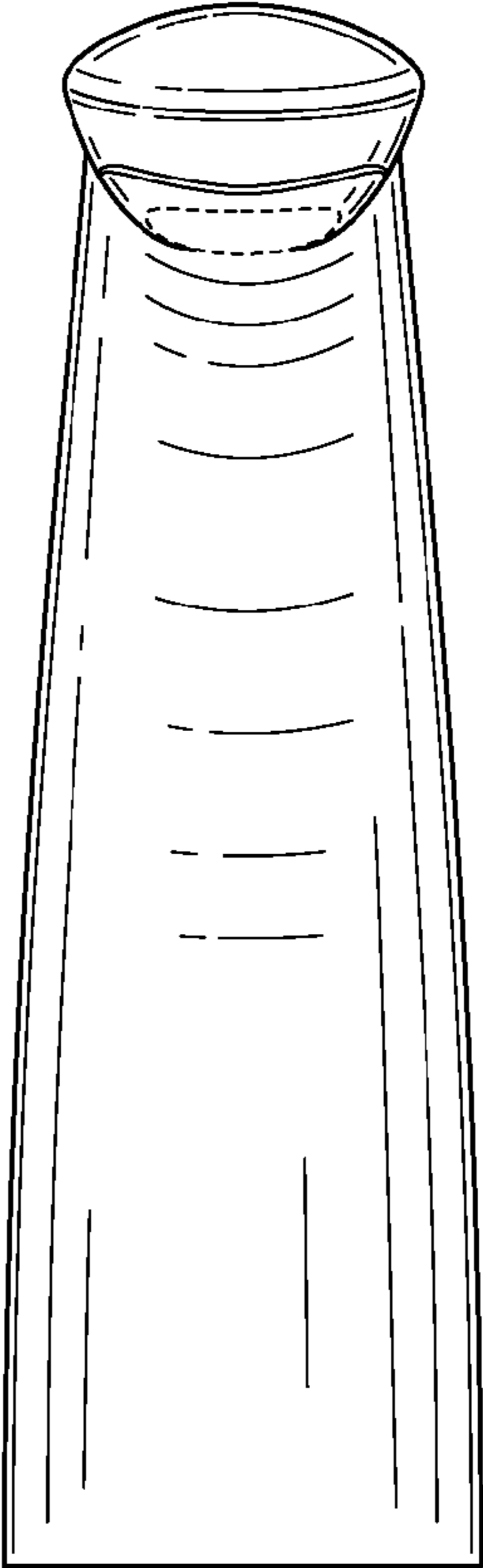
The ornamental design which is claimed is shown in solid lines in the drawings. The broken lines in the drawings are for illustrative purposes only and form no part of the claimed design.

**1 Claim, 3 Drawing Sheets**

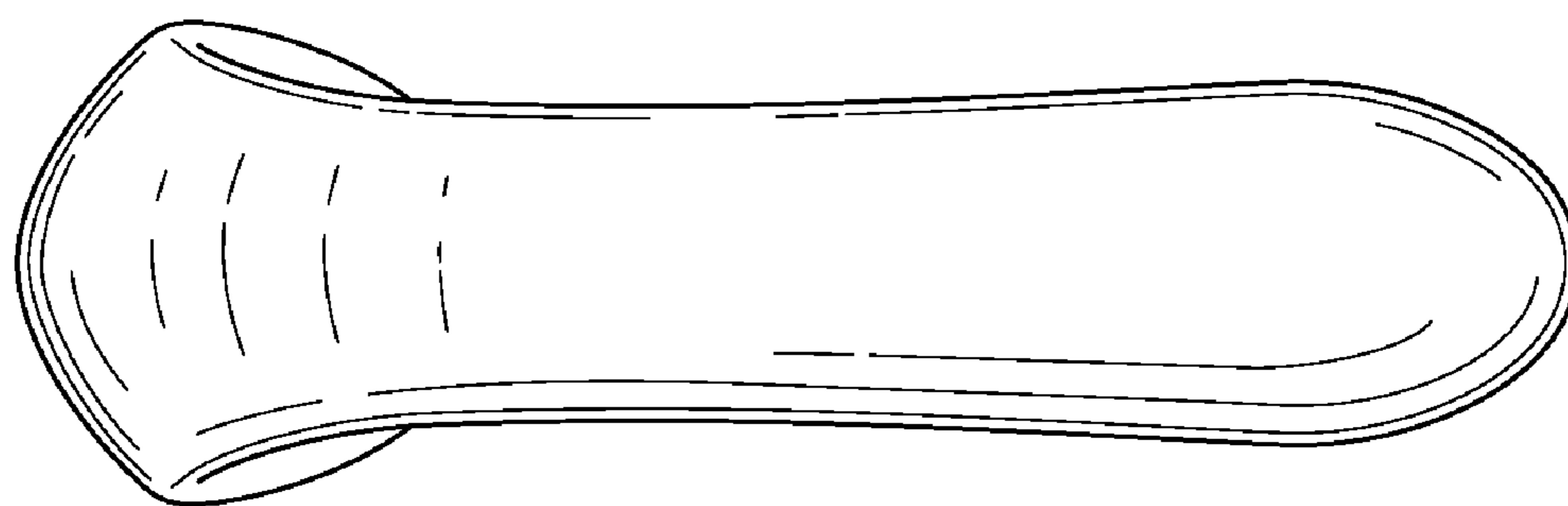




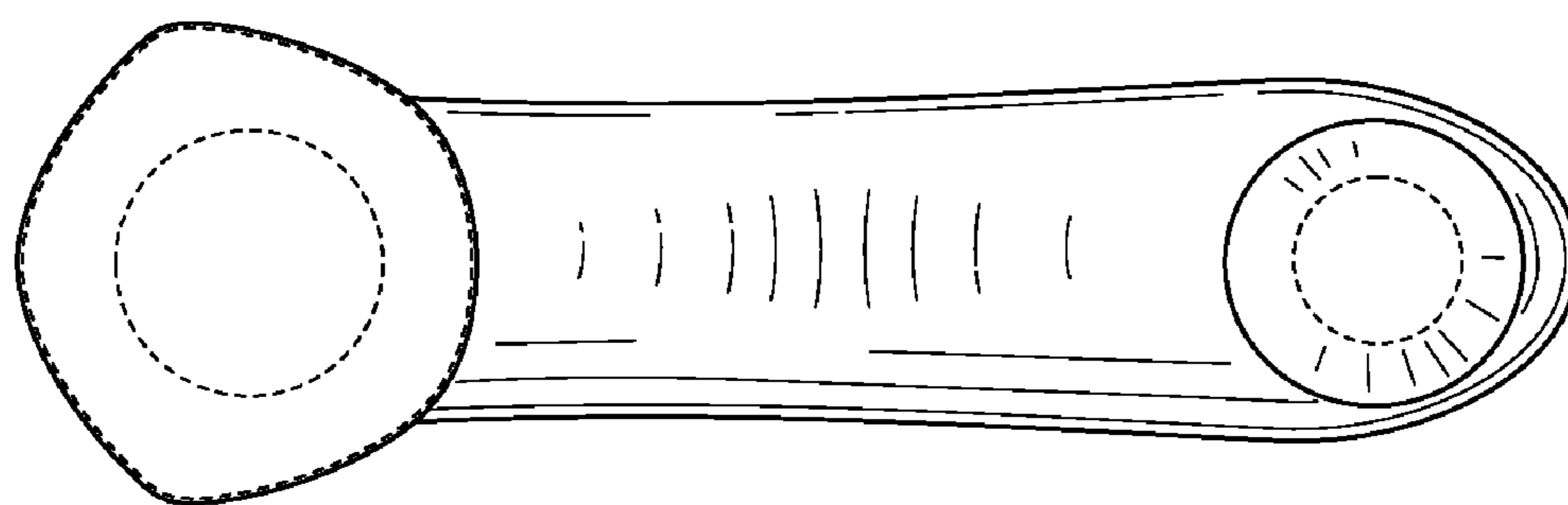
**FIG. 1**



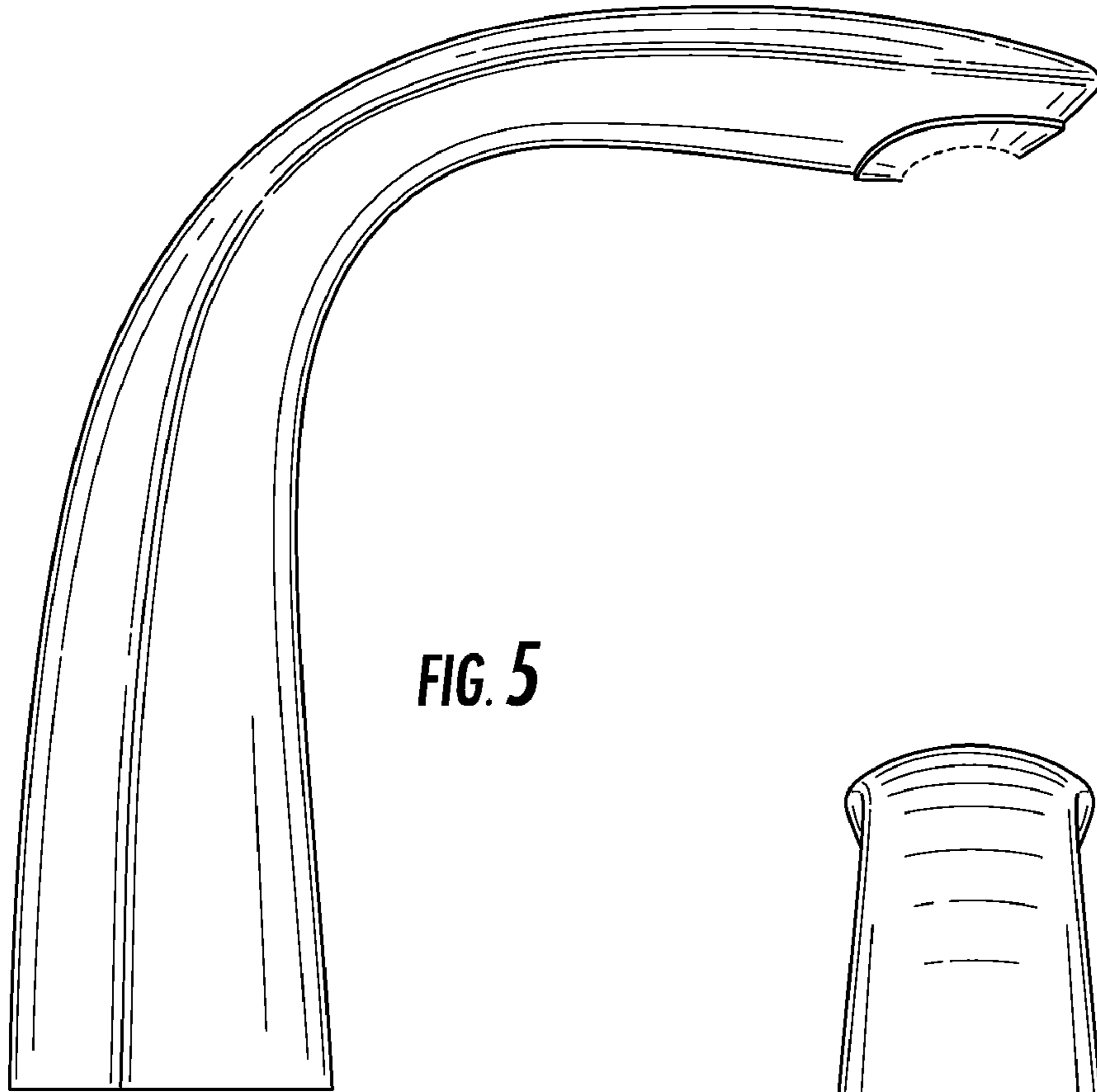
**FIG. 2**



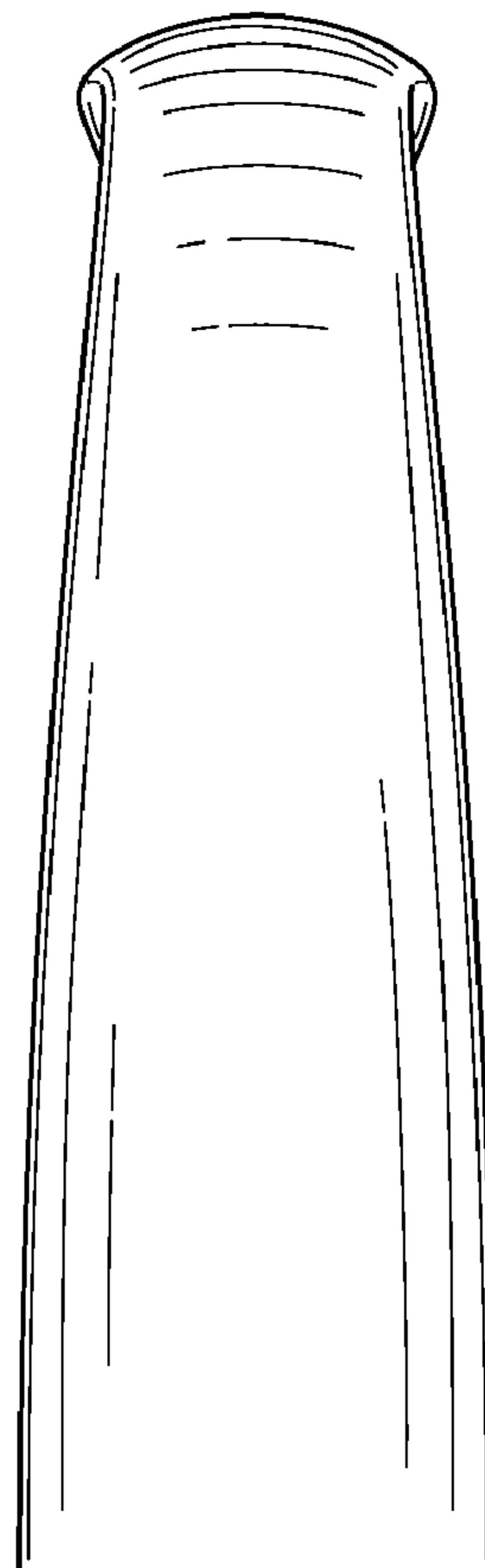
**FIG. 3**



**FIG. 4**



**FIG. 5**



**FIG. 6**