



US00D657008S

(12) **United States Design Patent**
Markovic

(10) **Patent No.:** **US D657,008 S**

(45) **Date of Patent:** **** Apr. 3, 2012**

(54) **EXERCISE BAND**

(76) Inventor: **Sava Markovic**, Los Angeles, CA (US)

(**) Term: **14 Years**

(21) Appl. No.: **29/391,132**

(22) Filed: **May 4, 2011**

(51) **LOC (9) Cl.** **21-02**

(52) **U.S. Cl.** **D21/662**

(58) **Field of Classification Search** D21/662,
D21/672, 673, 684, 692, 694, 698; 482/38,
482/57, 82, 91, 94, 95, 105, 110, 118, 120-126,
482/129, 131, 139, 140, 143, 148; D30/153;
119/770, 797; D12/133; 182/3, 5, 6; 601/45
See application file for complete search history.

(56) **References Cited**

U.S. PATENT DOCUMENTS

554,636	A *	2/1896	Hulsmann	482/124
1,012,802	A *	12/1911	Brogan	482/91
1,605,792	A *	11/1926	Simmons	482/131
D182,660	S *	4/1958	Hastings	D21/673
3,369,809	A *	2/1968	Morrill, Jr.	482/91
3,415,515	A *	12/1968	Otto	482/82
3,843,119	A *	10/1974	Davis	482/131
4,040,620	A *	8/1977	Friedman	482/125
4,245,840	A *	1/1981	Van Housen	482/124
D287,868	S *	1/1987	Whaley	D21/672
4,909,505	A *	3/1990	Tee	482/129
5,069,449	A *	12/1991	Wardwell	482/13
5,209,712	A *	5/1993	Ferri	482/91
D343,881	S *	2/1994	Wilson	D21/662
D346,632	S *	5/1994	Castellanos	D21/692
5,518,486	A *	5/1996	Sheeler	482/131
D383,810	S *	9/1997	Wilkinson	D21/662
5,842,956	A *	12/1998	Strachan	482/82
5,921,903	A *	7/1999	Lawrence	482/140
D424,762	S *	5/2000	Nasser	D30/153

D437,623	S *	2/2001	Ormsby	D21/662
6,368,258	B1 *	4/2002	Emlaw	482/124
6,450,930	B1 *	9/2002	Kroke	482/121
6,648,804	B2 *	11/2003	Chen	482/125
6,921,354	B1 *	7/2005	Shifferaw	482/91
7,481,747	B2 *	1/2009	Lechleiter	482/57
7,524,271	B2 *	4/2009	Bendavid et al.	482/122
7,645,217	B2 *	1/2010	Habing et al.	482/140
7,651,448	B2 *	1/2010	Hetrick	482/95
D616,509	S *	5/2010	Perez et al.	D21/692

(Continued)

Primary Examiner — Susan E Krakower

(74) *Attorney, Agent, or Firm* — QuickPatents, Inc.; Kevin Prince

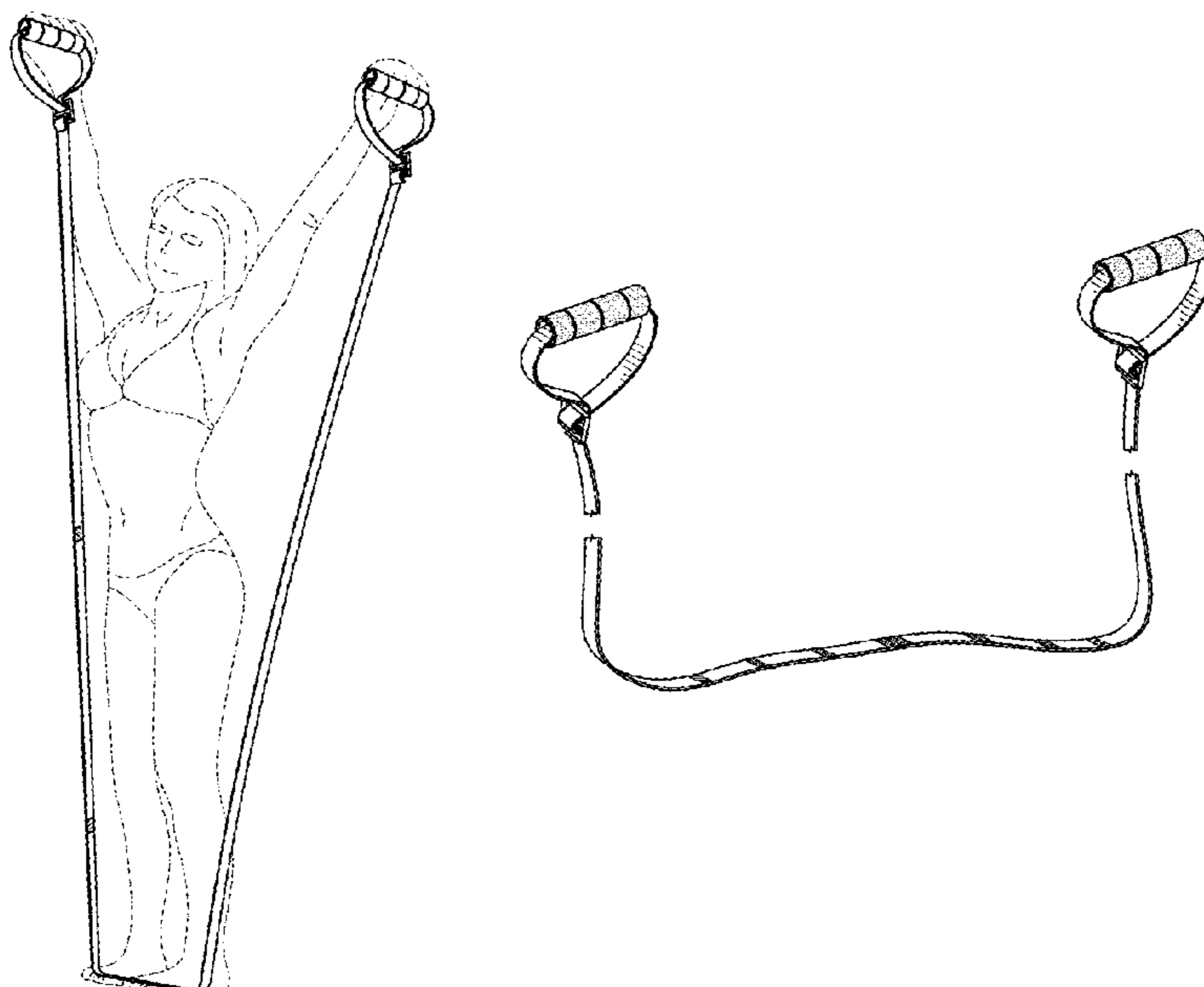
(57) **CLAIM**

I claim the ornamental design for an exercise band, as shown and described.

DESCRIPTION

FIG. 1 is a perspective view of an exercise band, showing my new design in a stretched position;
 FIG. 2 is a perspective view thereof, illustrated in a fragmented relaxed position;
 FIG. 3 is a fragmented top plan view of FIG. 2;
 FIG. 4 is a fragmented bottom plan view of FIG. 2;
 FIG. 5 is a fragmented right-side elevational view of FIG. 2;
 FIG. 6 is a fragmented left-side elevational view of FIG. 2;
 FIG. 7 is a fragmented front elevational view of FIG. 2; and,
 FIG. 8 is a fragmented rear elevational view of FIG. 2.
 The broken lines showing a person in FIG. 1 depict environmental matter and form no part of the claimed design. The varying shading patterns in FIGS. 1-3 illustrate reference marks having contrasting colors. The straps are shown broken away to indicate they have no specific length.

1 Claim, 3 Drawing Sheets



US D657,008 S

Page 2

U.S. PATENT DOCUMENTS											
7,794,374	B1 *	9/2010	Park	482/122	2008/0058180	A1 *	3/2008	Clarke et al.	482/126
D636,036	S *	4/2011	Rios	D21/662	2008/0300117	A1 *	12/2008	Madden	482/126
8,012,071	B2 *	9/2011	Gridale	482/122	2010/0048366	A1 *	2/2010	Lebert et al.	482/126

* cited by examiner

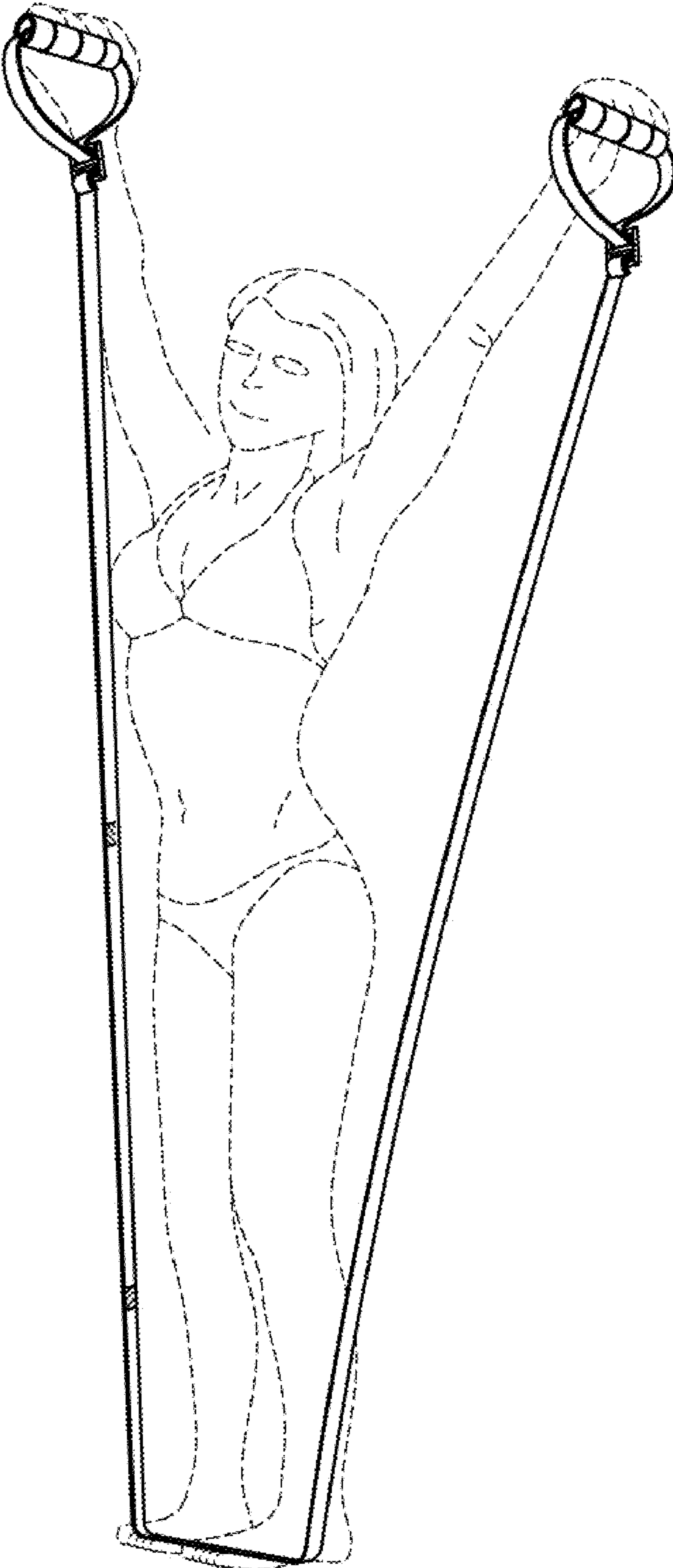
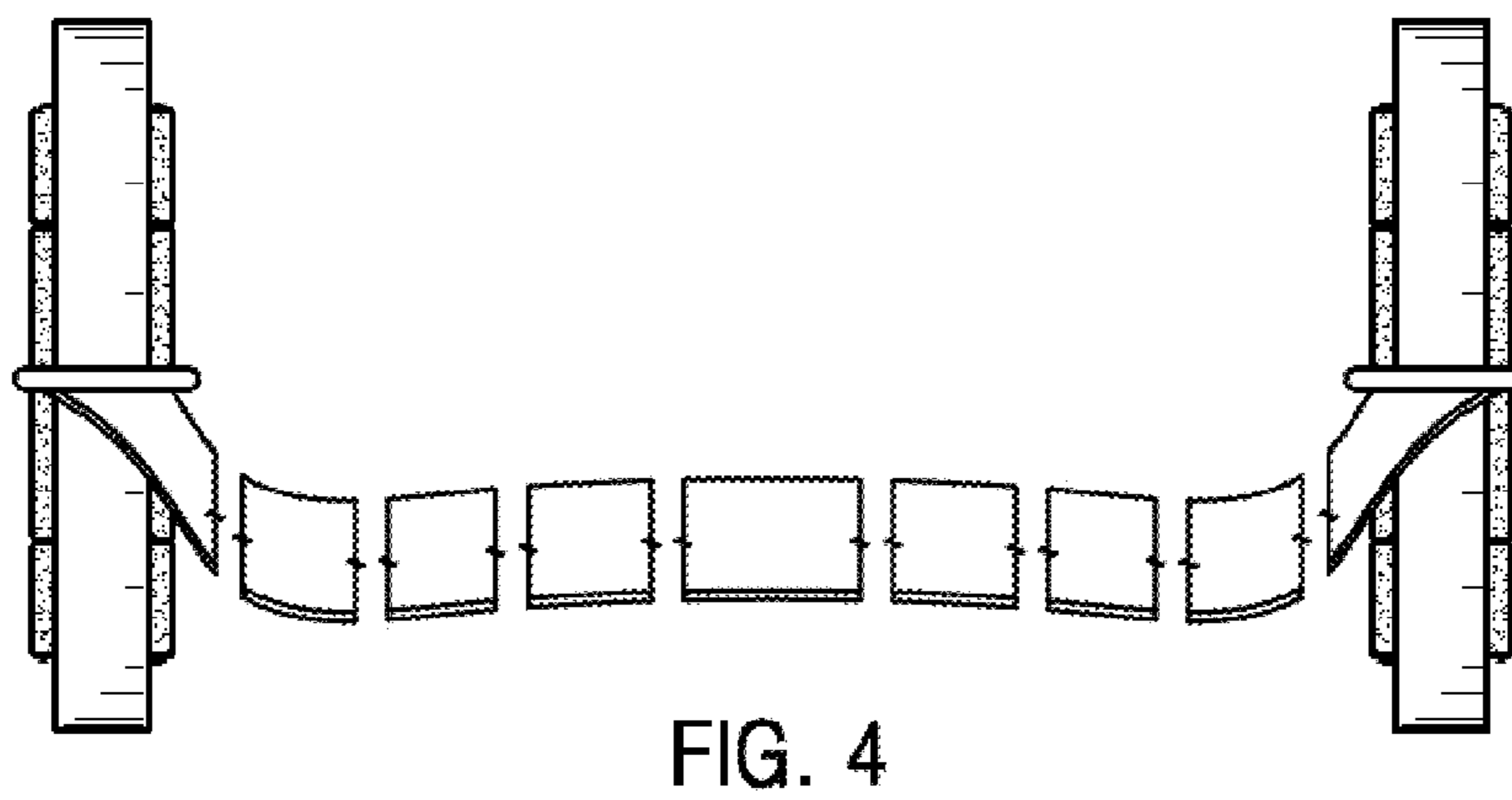
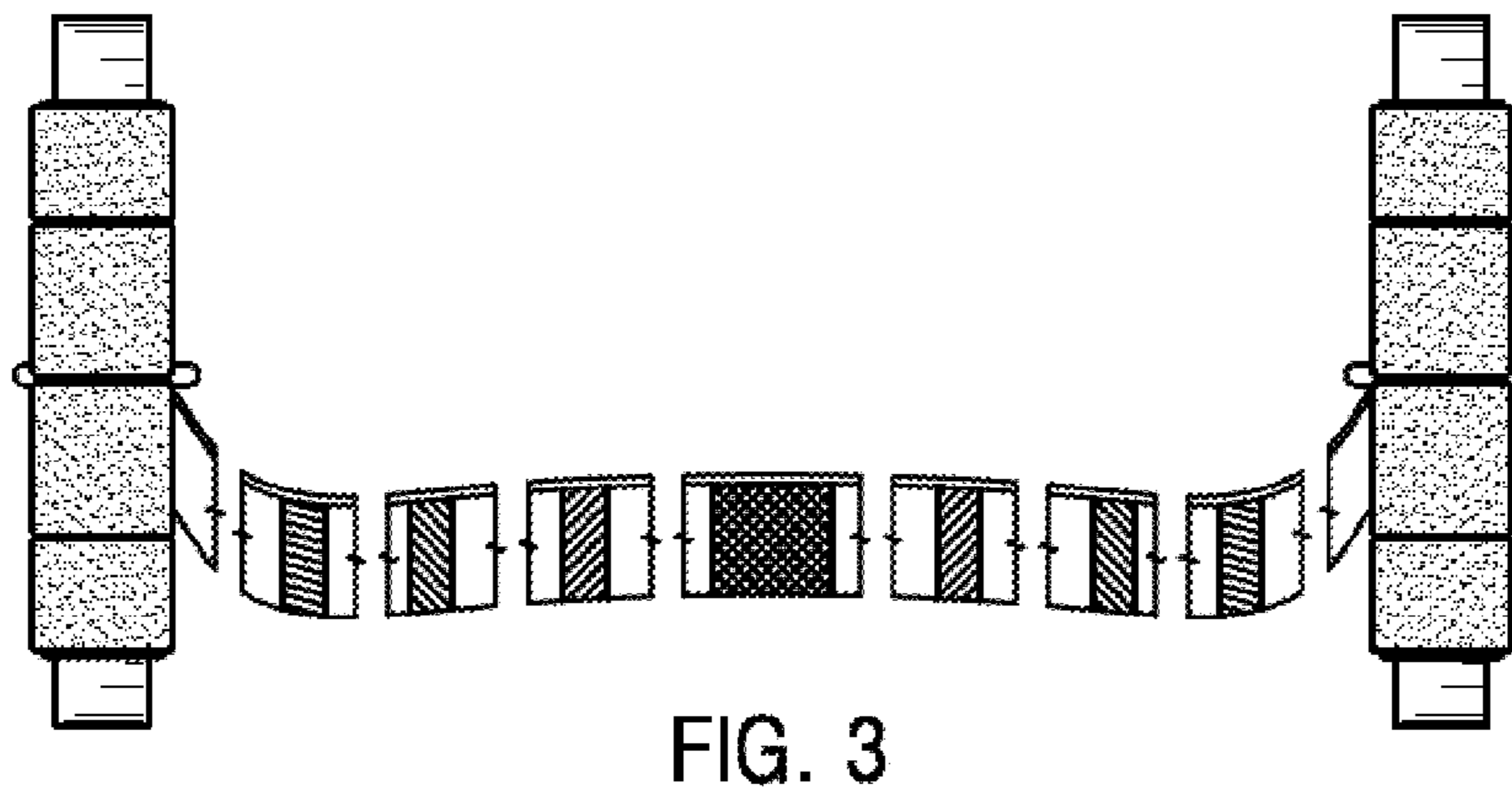
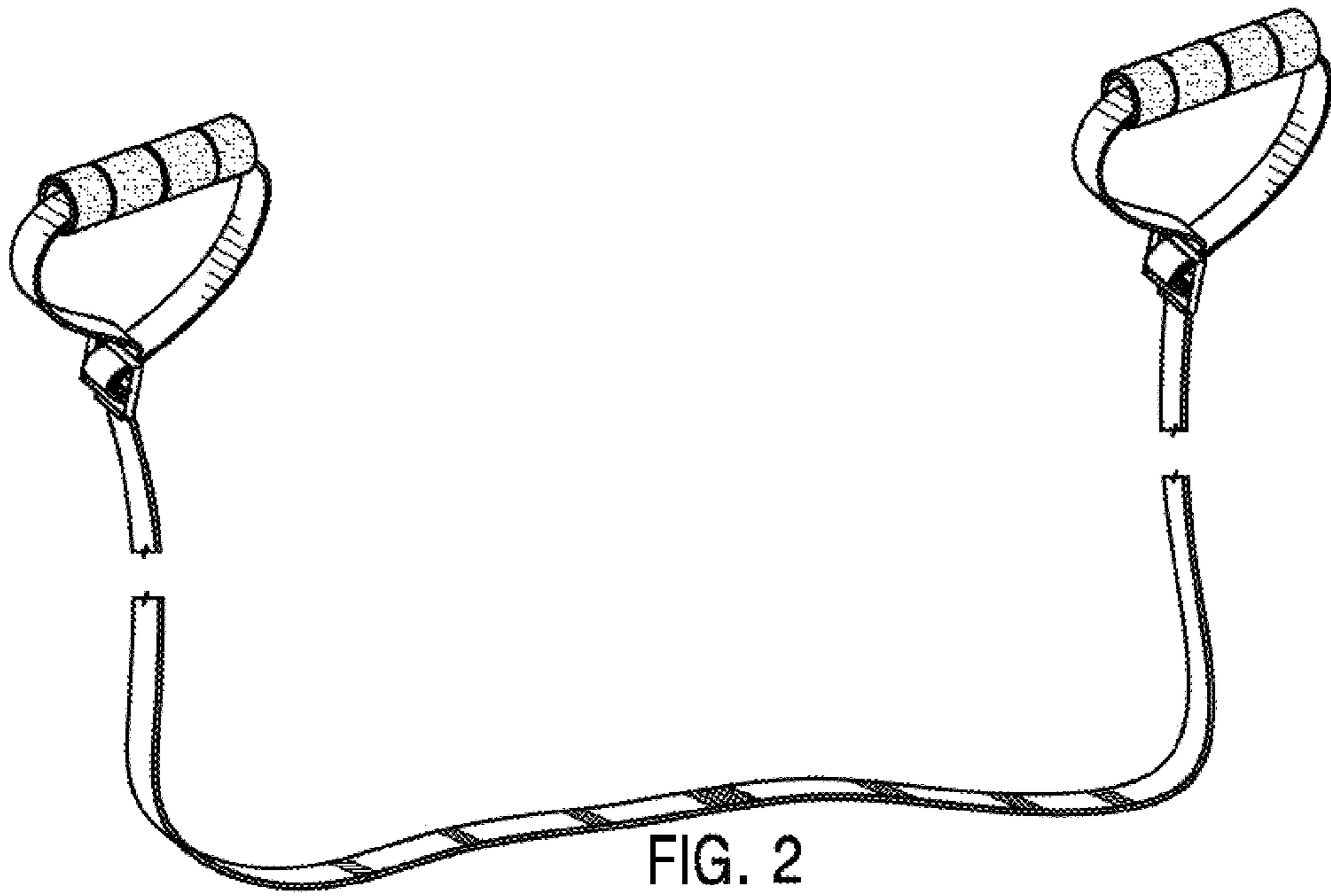


FIG. 1



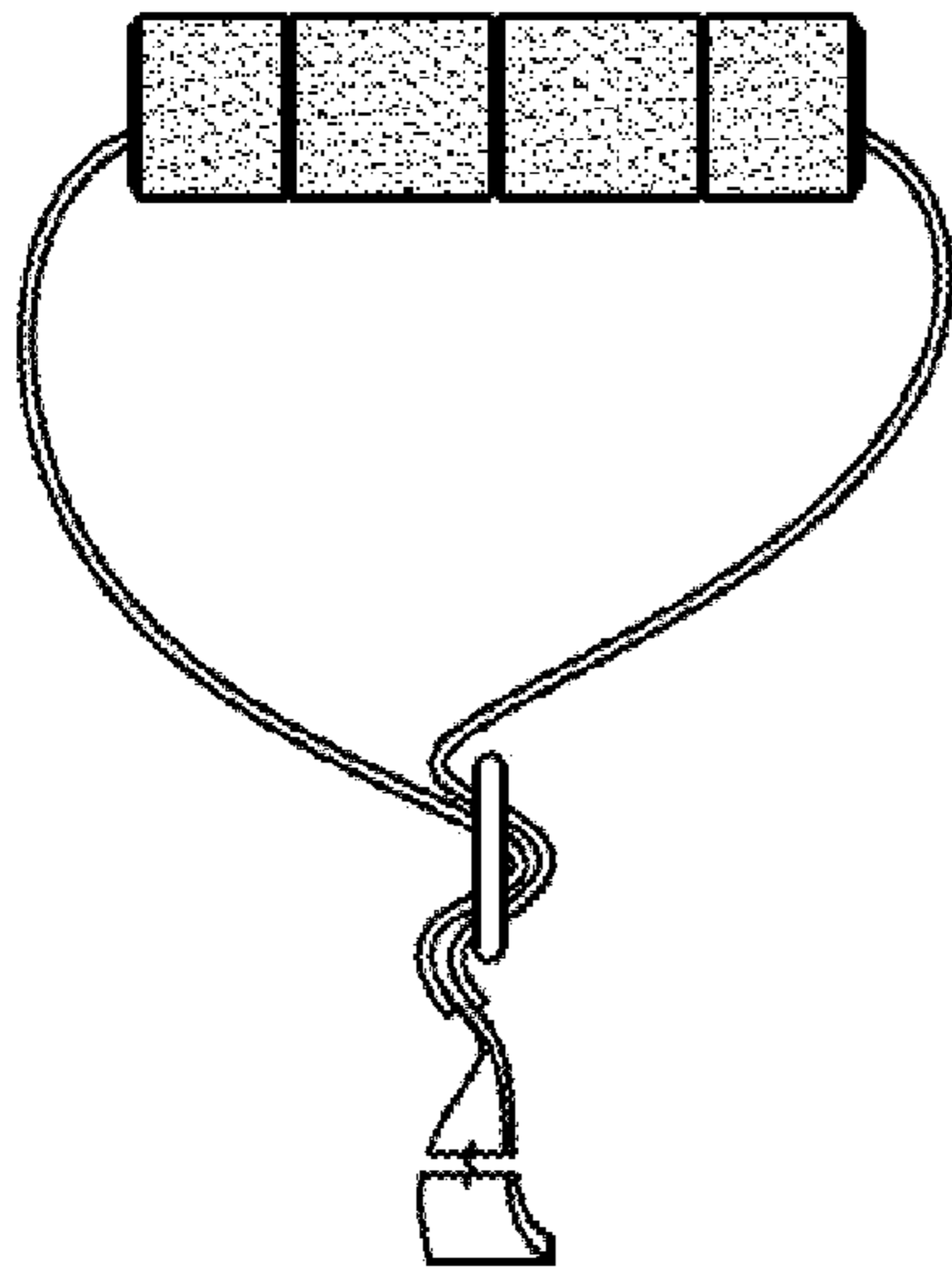


FIG. 5

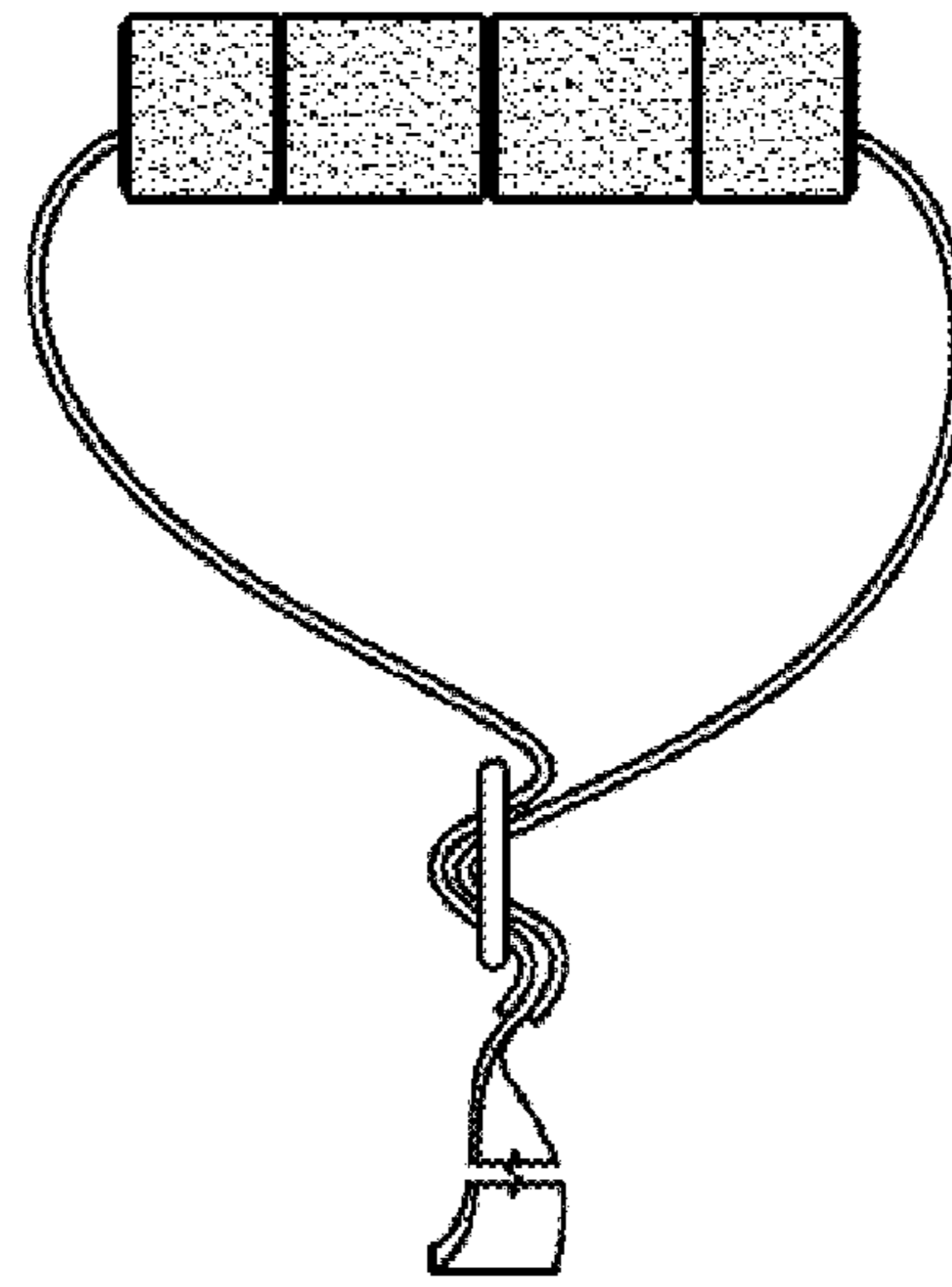


FIG. 6

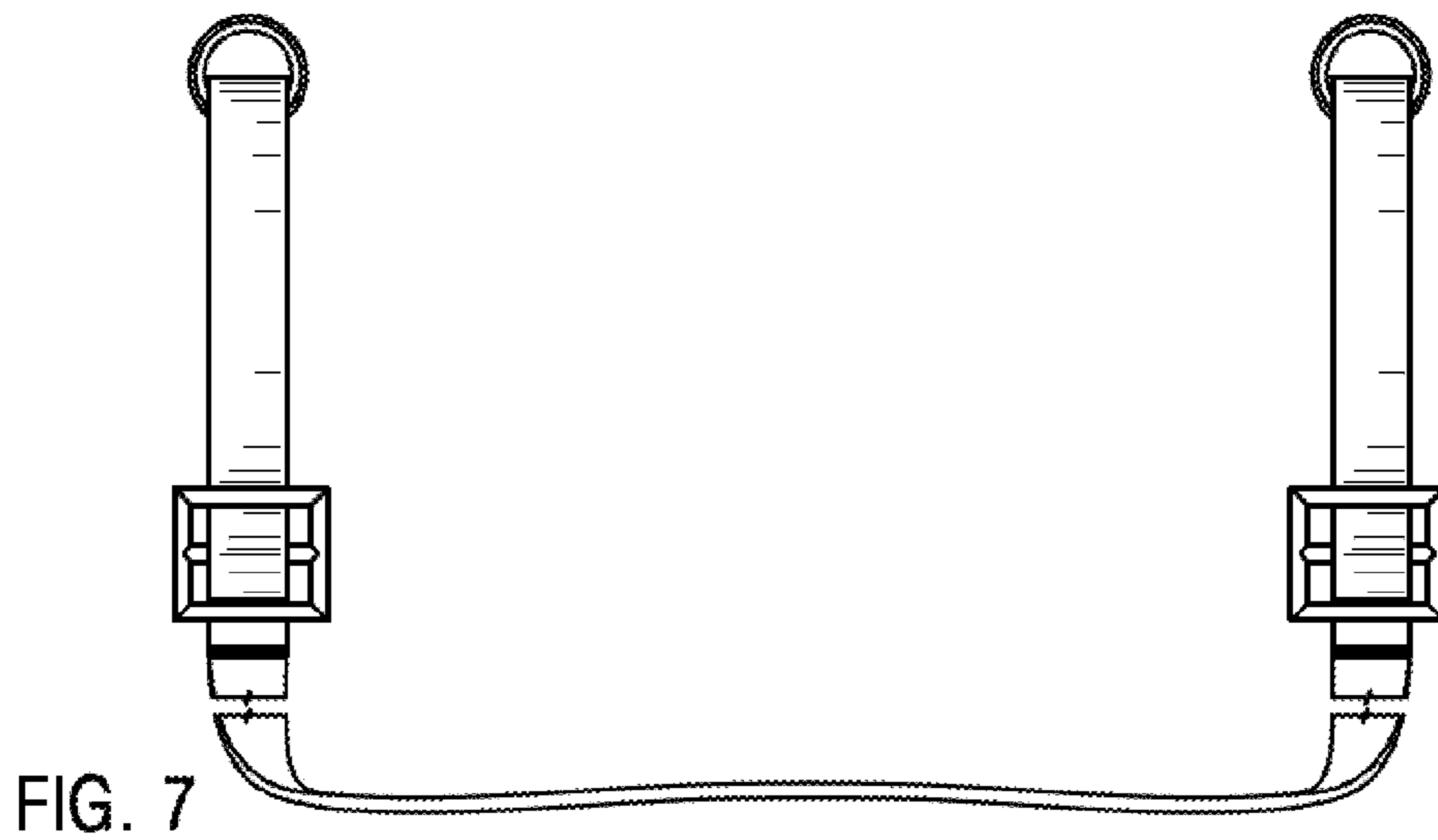


FIG. 7




FIG. 8