



US00D656998S

(12) **United States Design Patent**  
**Wiggins**

(10) **Patent No.:** **US D656,998 S**

(45) **Date of Patent:** **\*\* Apr. 3, 2012**

(54) **AERODYNAMIC FRAME**

(76) Inventor: **Christopher N. Wiggins**, Folsom, CA  
(US)

(\*\*) Term: **14 Years**

(21) Appl. No.: **29/379,854**

(22) Filed: **Nov. 24, 2010**

(51) **LOC (9) Cl.** ..... **21-01**

(52) **U.S. Cl.** ..... **D21/423**

(58) **Field of Classification Search** ..... D21/419,  
D21/421, 423, 426-428, 435, 668-671, 760,  
D21/765, 771; D12/1, 8, 108, 112, 113;  
280/8, 14.21, 14.25, 14.26, 87.041, 87.042,  
280/200, 214, 220, 221, 239, 263, 288.1,  
280/288.2, 288.4, 809; 180/180, 181  
See application file for complete search history.

(56) **References Cited**

U.S. PATENT DOCUMENTS

D312,485 S *	11/1990	Turner	.....	D21/423
D392,001 S *	3/1998	Chen	.....	D21/423
5,899,474 A *	5/1999	Grutzik	.....	280/229
D425,944 S *	5/2000	Lee	.....	D21/423
D457,197 S *	5/2002	Becker	.....	D21/423
D476,041 S *	6/2003	Phillips	.....	D21/423
D481,422 S *	10/2003	Chen	.....	D21/423
D516,132 S *	2/2006	Sramek	.....	D21/423

D528,168 S *	9/2006	Iavarone et al.	.....	D21/423
D547,388 S *	7/2007	Thomas et al.	.....	D21/423
D569,447 S *	5/2008	Thomas	.....	D21/423

\* cited by examiner

*Primary Examiner* — Cynthia M Chin

(74) *Attorney, Agent, or Firm* — QuickPatents, Inc.; Kevin Prince

(57) **CLAIM**

What is claimed is the ornamental design for an aerodynamic frame, as shown and described.

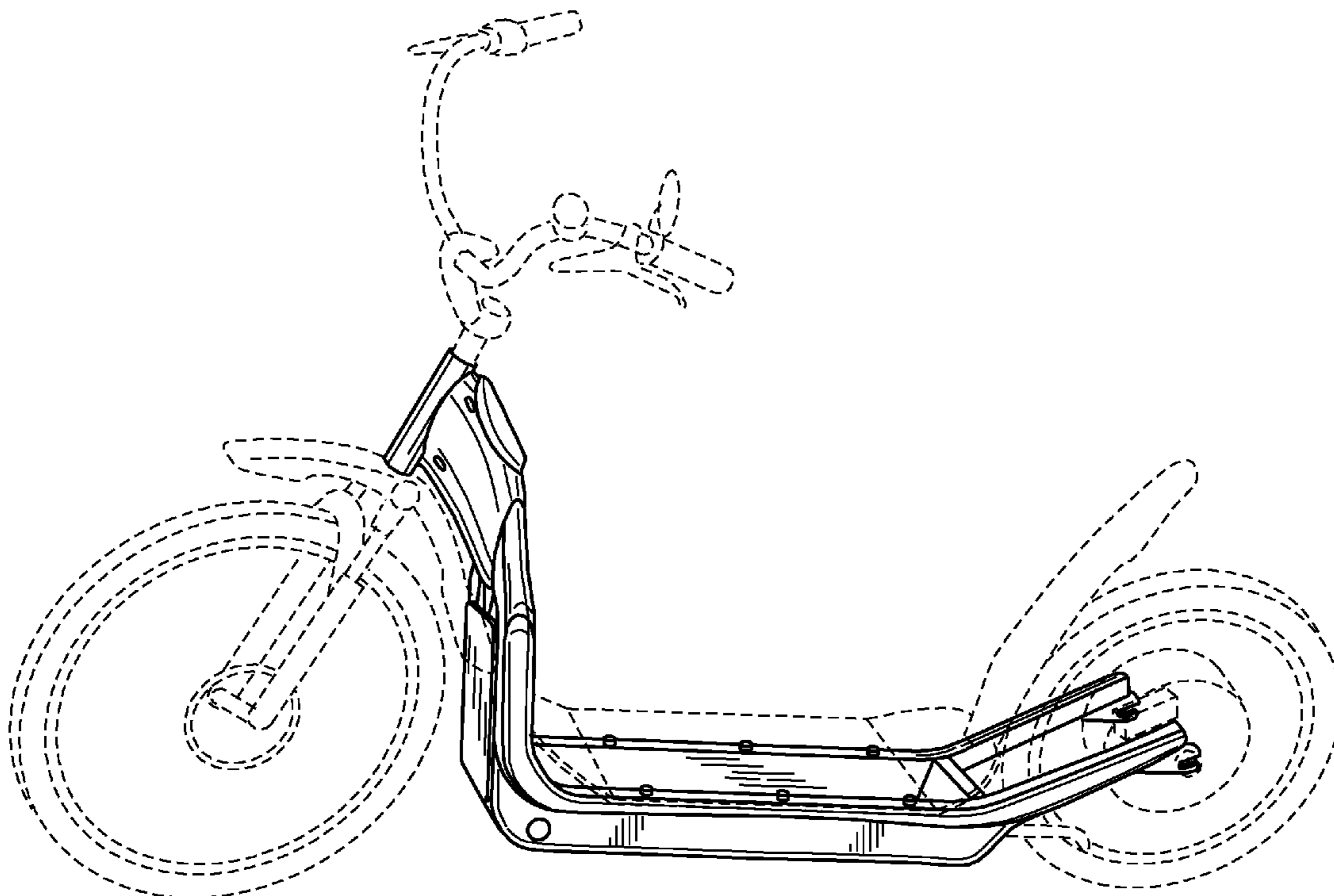
**DESCRIPTION**

FIG. 1 is a perspective view of an aerodynamic frame, showing the new design;  
FIG. 2 is a front elevational view thereof;  
FIG. 3 is a rear elevational view thereof;  
FIG. 4 is a left-side elevational view thereof;  
FIG. 5 is a right-side elevational view thereof;  
FIG. 6 is a top plan view thereof; and,  
FIG. 7 is a bottom plan view thereof.

The broken lines showing wheels, a fender and handlebars in FIG. 1 are included for the purpose of illustrating the invention in use, and form no part of the claimed design.

Portions of FIG. 6 shown in broken lines form no part of the claimed design.

**1 Claim, 3 Drawing Sheets**



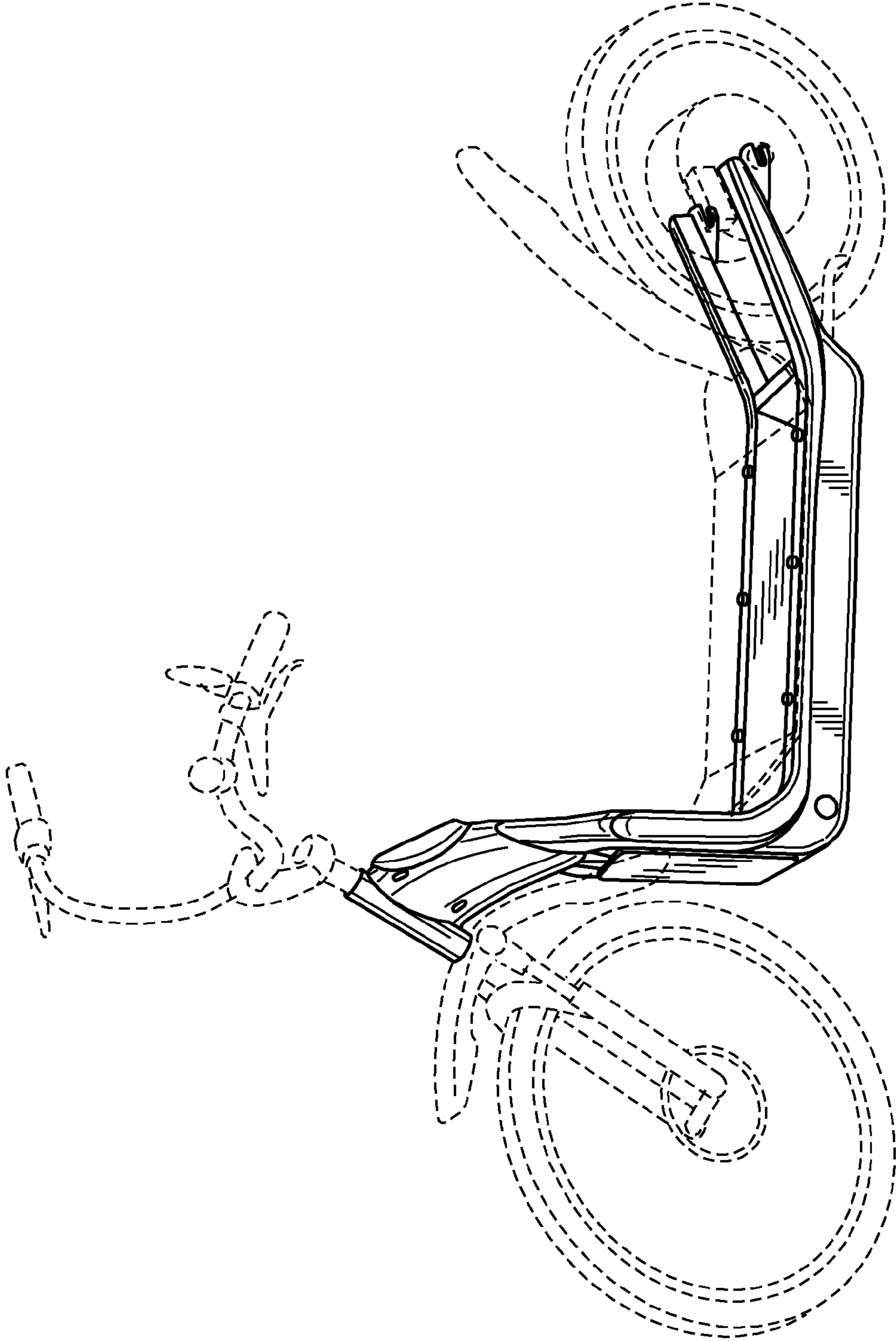


FIG. 1

FIG. 2

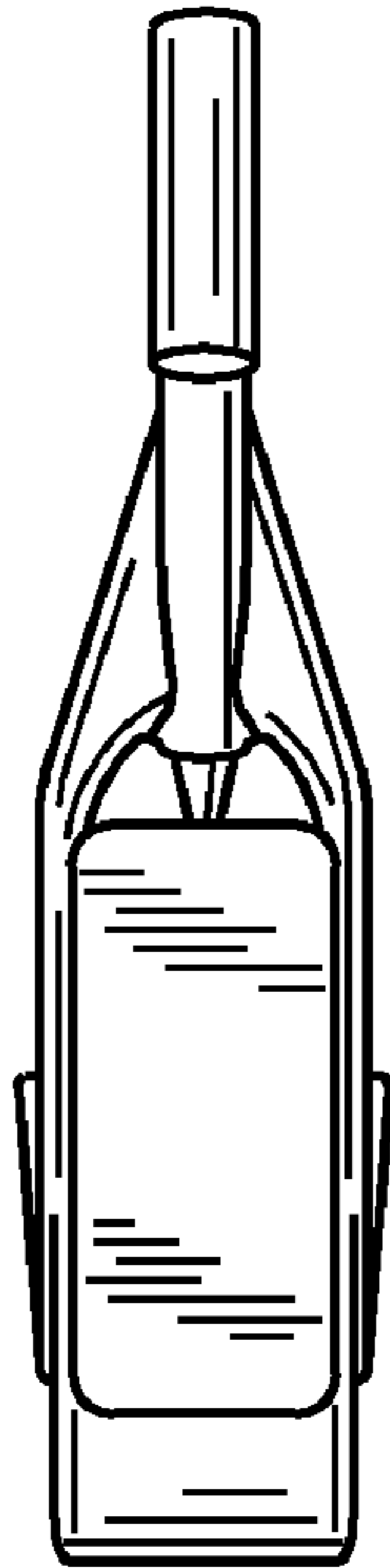


FIG. 3

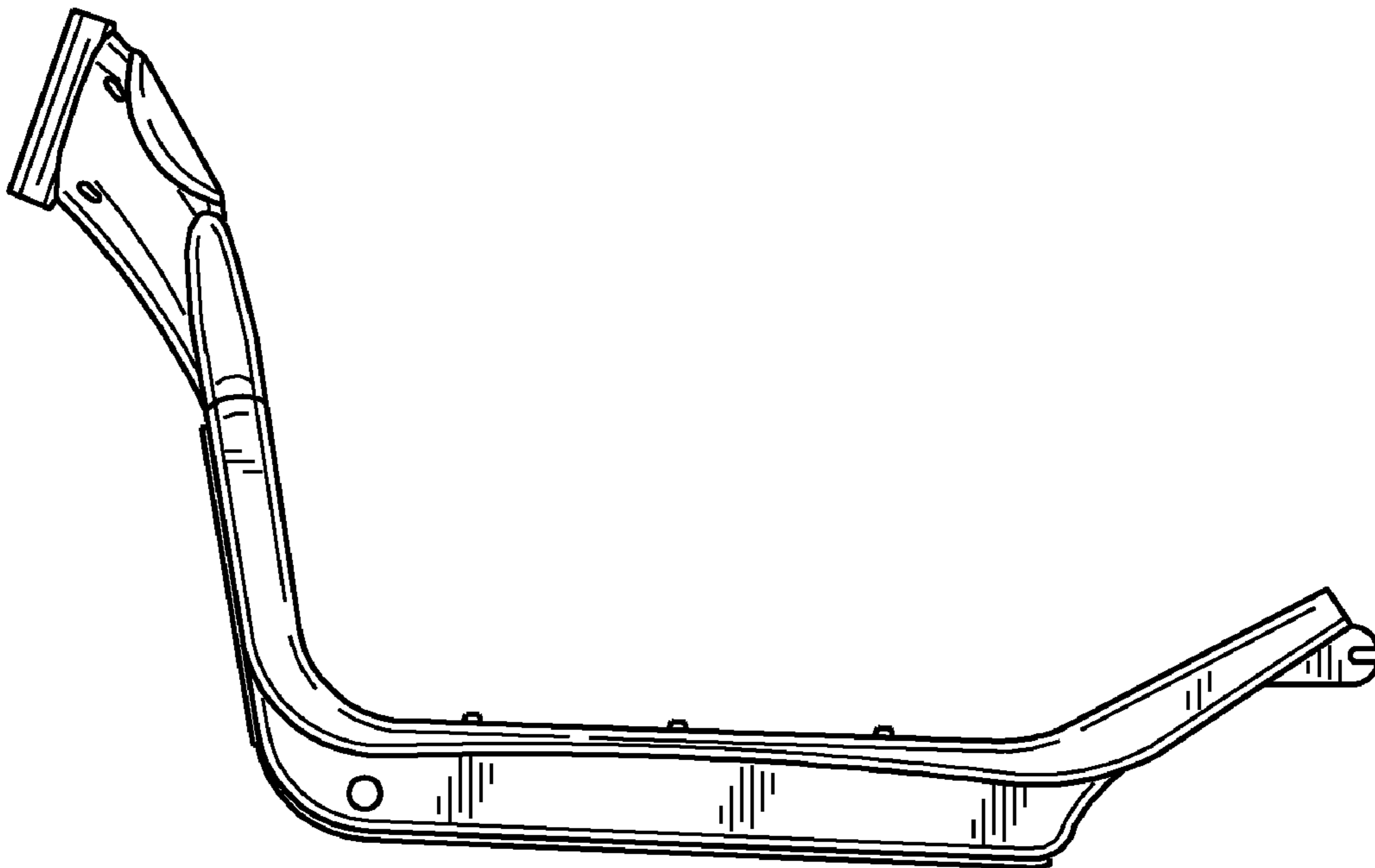



FIG. 4

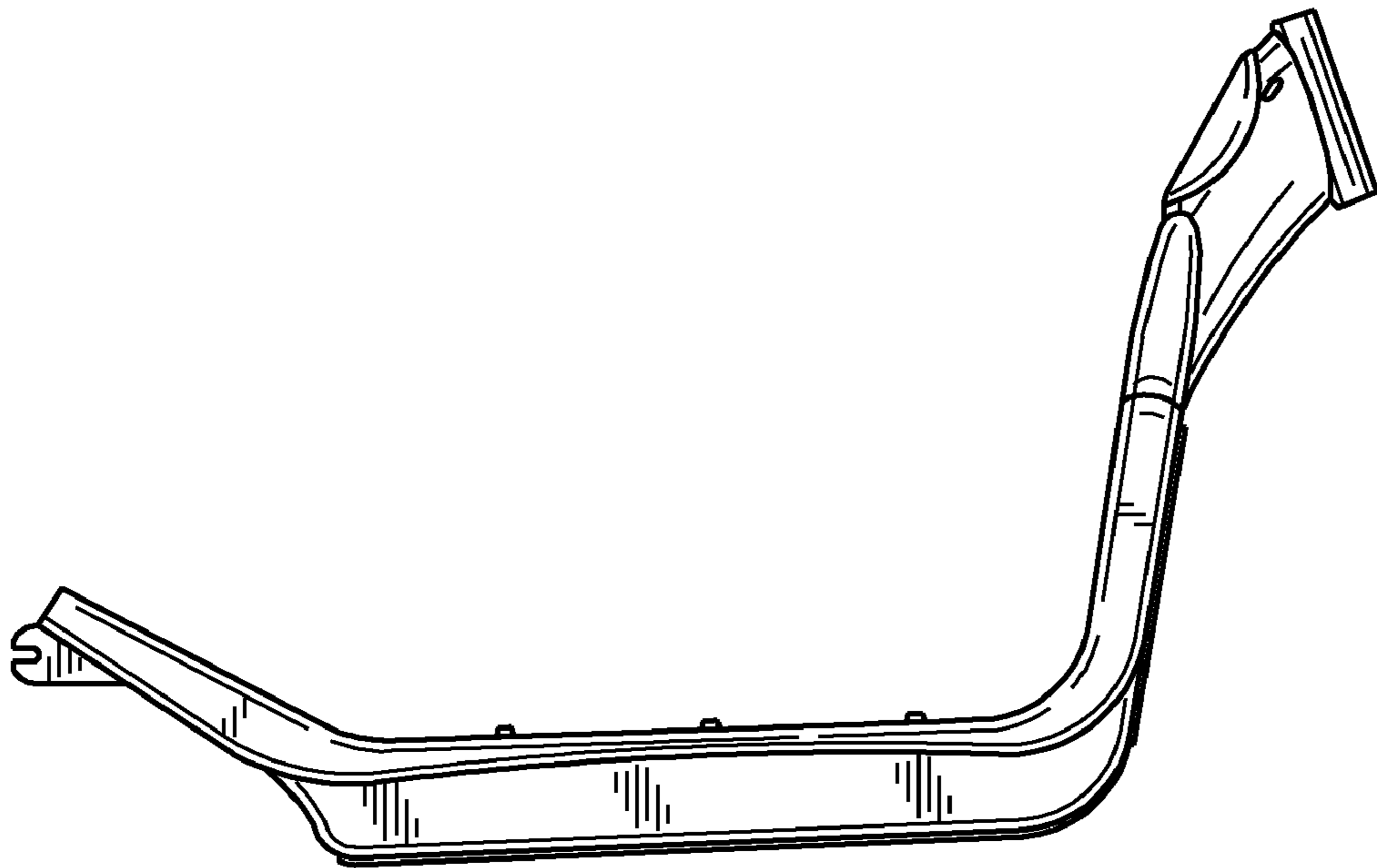


FIG. 5

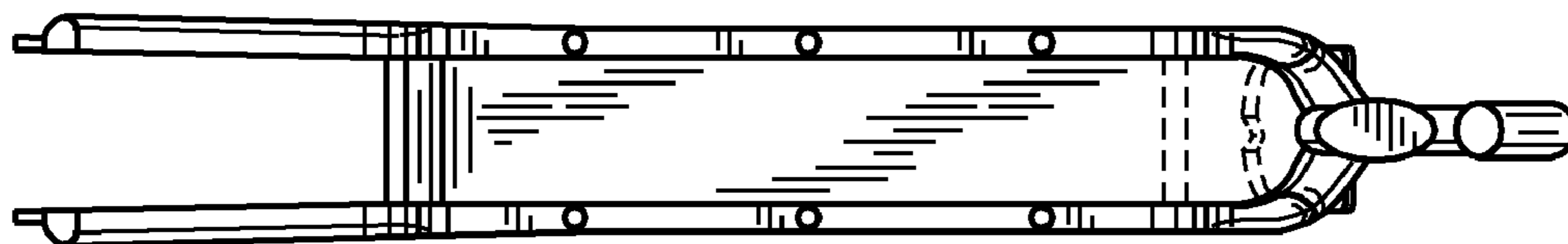


FIG. 6



FIG. 7