

US00D656991S

(12) **United States Design Patent**
Losel

(10) **Patent No.:** **US D656,991 S**

(45) **Date of Patent:** **** *Apr. 3, 2012**

(54) **BALLPOINT PEN**

(75) Inventor: **Helmut Losel**, Brensbach (DE)

(73) Assignee: **Ritter Pen GmbH** (DE)

(*) Notice: This patent is subject to a terminal disclaimer.

(**) Term: **14 Years**

(21) Appl. No.: **29/358,149**

(22) Filed: **Mar. 23, 2010**

(30) **Foreign Application Priority Data**

Oct. 23, 2009 (DE) 40 2009 005 130

(51) **LOC (9) Cl.** **19-06**

(52) **U.S. Cl.** **D19/48**

(58) **Field of Classification Search** D19/35,
D19/36, 41-51, 54-58; 24/10 R, 11 CC,
24/11 F, 11 P, 11 PP, 11 R; 401/52, 99-114,
401/192, 193, 195-198

See application file for complete search history.

(56) **References Cited**

U.S. PATENT DOCUMENTS

D147,107 S *	7/1947	Breitenstein	D19/48
D169,307 S *	4/1953	Ferber	D19/48
D338,038 S *	8/1993	Oka et al.	D19/48
D357,275 S *	4/1995	Covington et al.	D19/42
D463,823 S *	10/2002	Yoon	D19/48
D478,932 S *	8/2003	Moon	D19/51
D489,089 S	4/2004	Losel		

D490,108 S *	5/2004	Moon	D19/50
D540,386 S	4/2007	Qiu		
D541,862 S	5/2007	Koch		
D542,349 S *	5/2007	Anand	D19/50
D552,677 S	10/2007	Loesel		
D557,744 S	12/2007	Lecce		
D567,856 S	4/2008	Loesel		
D572,758 S	7/2008	Loesel		
D575,817 S	8/2008	Loesel		
D577,383 S	9/2008	Loesel		
D603,898 S	11/2009	Rommel		
D609,749 S *	2/2010	Achzet et al.	D19/56
D626,597 S *	11/2010	Casciotti et al.	D19/56
D626,598 S *	11/2010	Casciotti et al.	D19/56

OTHER PUBLICATIONS

U.S. Appl. No. 29/387,582, filed Mar. 15, 2011, Koch.

* cited by examiner

Primary Examiner — Elizabeth Albert

(74) *Attorney, Agent, or Firm* — Smith, Gambrell & Russell

(57) **CLAIM**

The ornamental design for a ballpoint pen, as shown and described.

DESCRIPTION

FIG. 1 is a front view of a ballpoint pen of the present invention;

FIG. 2 is a rear view thereof;

FIG. 3 is a left side view thereof;

FIG. 4 is a right side view thereof;

FIG. 5 is a top plan view thereof; and,

FIG. 6 is a bottom view thereof.

1 Claim, 3 Drawing Sheets

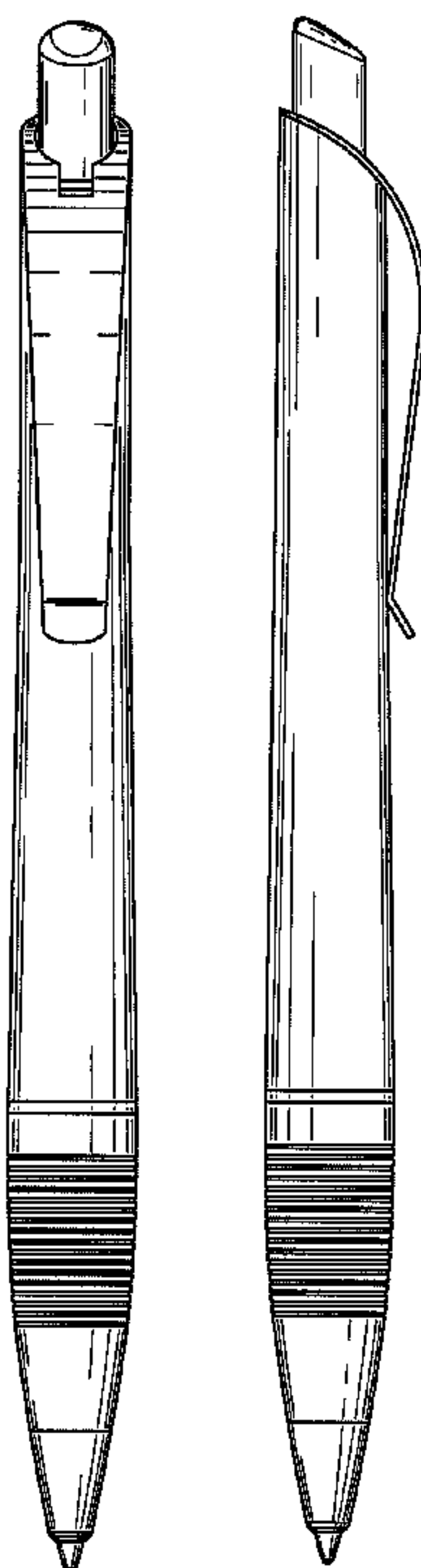


FIG. 1





FIG. 2



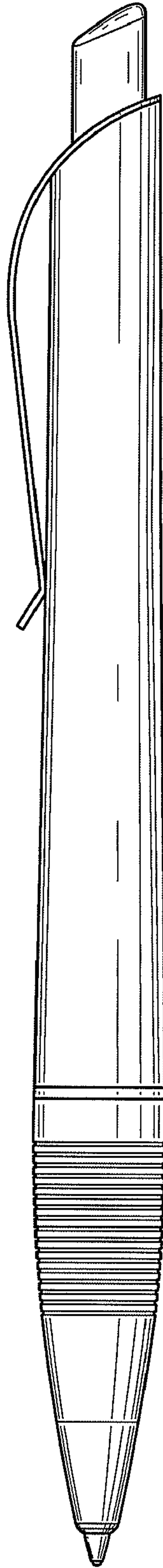


FIG. 3

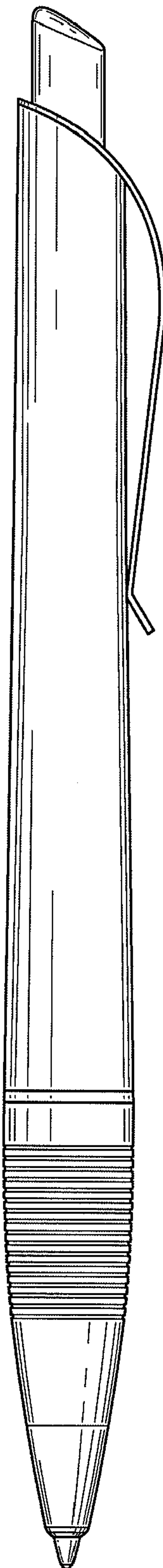


FIG. 4

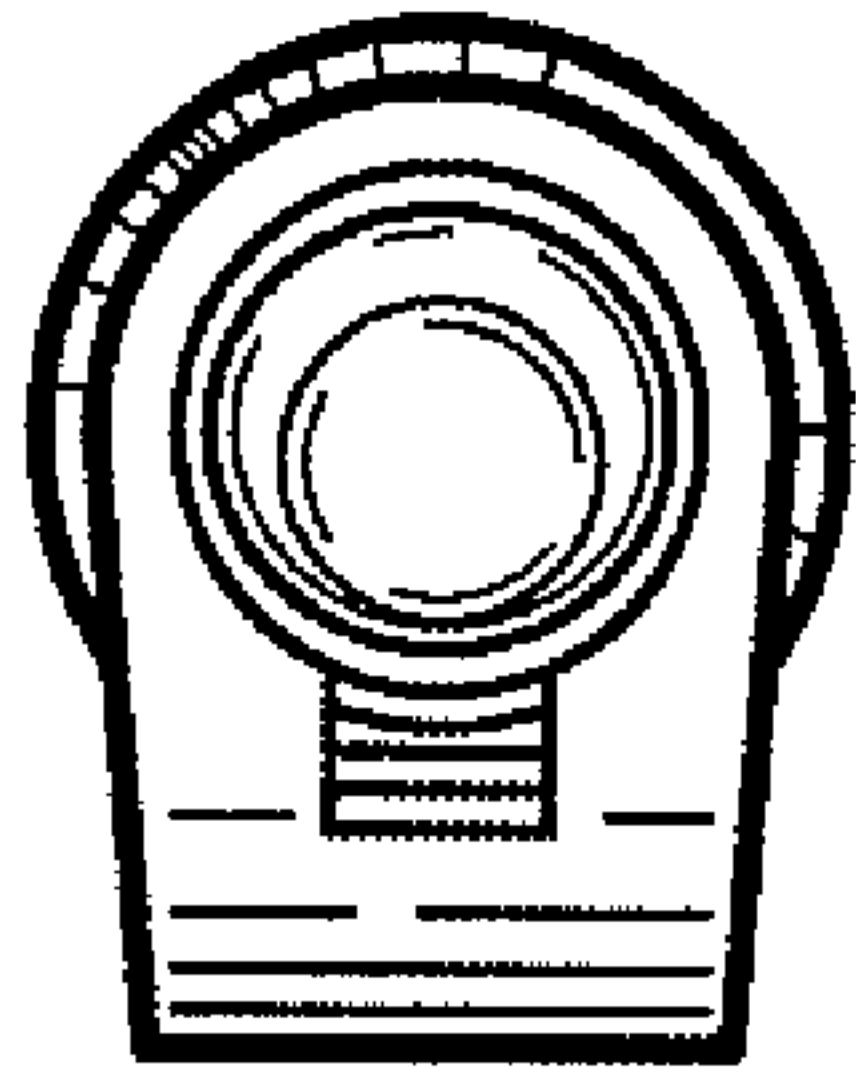


FIG. 5

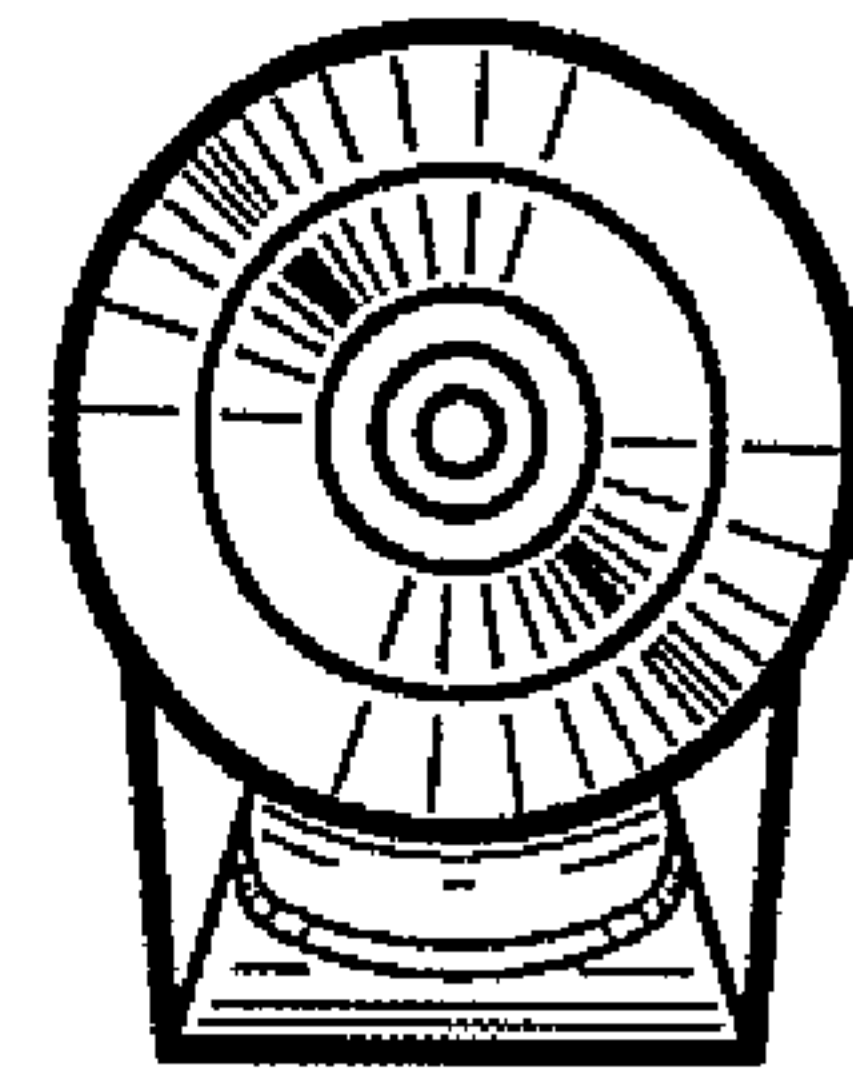


FIG. 6