



US00D656990S

(12) **United States Design Patent**
Bruzzi

(10) **Patent No.:** **US D656,990 S**

(45) **Date of Patent:** **** Apr. 3, 2012**

(54) **WRITING INSTRUMENT**

(75) Inventor: **Gina Bruzzi**, Le Pecq (FR)

(73) Assignee: **Montblanc-Simplo GmbH**, Hamburg (DE)

(**) Term: **14 Years**

(21) Appl. No.: **29/385,435**

(22) Filed: **Feb. 14, 2011**

(30) **Foreign Application Priority Data**

Aug. 27, 2010 (WO) DM/074 249

(51) **LOC (9) Cl.** **19-06**

(52) **U.S. Cl.** **D19/42**

(58) **Field of Classification Search** D14/411,
D14/431; D19/35, 36, 41-51, 54-58; 24/11 R,
24/11 F, 11 P; 401/52, 99, 100, 104-109,
401/192, 195, 196; D17/14, 19, 20, 21; 84/267,
84/291, 293, 314 R

See application file for complete search history.

(56) **References Cited**

U.S. PATENT DOCUMENTS

1,311,899	A *	8/1919	Kaplan	362/191
1,750,032	A *	3/1930	Tintiman	257/41
D81,248	S *	5/1930	Larsen	D19/49
1,800,029	A *	4/1931	Nakahara	24/11 F
1,835,862	A *	12/1931	Gibson	24/11 F
1,863,061	A *	6/1932	Larsen	401/247
1,904,212	A *	4/1933	Esterow	24/11 F
1,957,366	A *	5/1934	Stockman	401/195
D145,171	S *	7/1946	Green et al.	D19/56
D147,885	S *	11/1947	Blakeman	D19/42
D152,030	S *	12/1948	Shupack	D19/48

D190,537	S *	6/1961	Schier	D19/56
D223,307	S *	4/1972	Nockolds	D19/51
3,894,468	A *	7/1975	Dunlap	84/314 R
4,132,143	A *	1/1979	Stone	84/314 R
4,145,948	A *	3/1979	Turner	84/293
D280,737	S *	9/1985	Verhaegue	D19/48
D329,460	S *	9/1992	Rousseau	D19/46
D386,525	S *	11/1997	Voegeli	D19/49
5,847,298	A *	12/1998	Adams	84/314 R
D437,888	S *	2/2001	Briggl et al.	D19/51
D530,747	S *	10/2006	Leibeck	D19/48
D548,280	S *	8/2007	Shimizu	D19/48
D556,825	S *	12/2007	Bruzzi	D19/51
7,465,859	B2 *	12/2008	Kroeger et al.	84/293
D590,877	S *	4/2009	Ma	D19/43
D593,147	S *	5/2009	Kirkland et al.	D17/14
D594,053	S *	6/2009	Kirkland et al.	D17/14
D597,599	S *	8/2009	Wang	D19/46
D605,699	S *	12/2009	Li	D19/48
D606,117	S *	12/2009	Liu	D19/49
D611,098	S *	3/2010	Collin	D19/49

(Continued)

Primary Examiner — Elizabeth Albert

(74) *Attorney, Agent, or Firm* — Young & Thompson

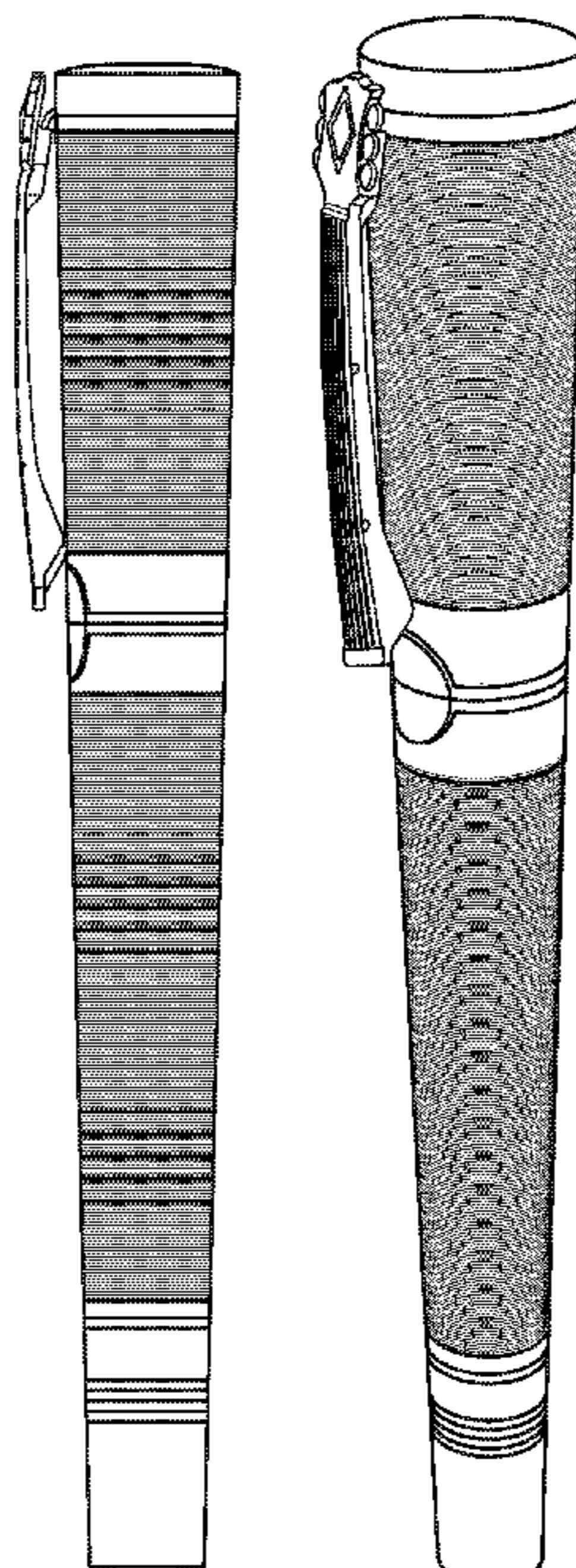
(57) **CLAIM**

The ornamental design for a writing instrument, as shown and described.

DESCRIPTION

FIG. 1 is a front view of the writing instrument.
FIG. 2 is a rear view of the writing instrument.
FIG. 3 is a side view from the bottom of FIG. 1.
FIG. 4 is a side view from the top of FIG. 1.
FIG. 5 is a side view from the left of FIG. 1.
FIG. 6 is a side view from the right of FIG. 1; and,
FIG. 7 is a perspective view of the writing instrument.

1 Claim, 4 Drawing Sheets



US D656,990 S

Page 2

U.S. PATENT DOCUMENTS

D611,523	S *	3/2010	Chan	D17/19	D628,629	S *	12/2010	Liu	D19/36
7,705,223	B2 *	4/2010	Kirkland et al.	84/267	D628,633	S *	12/2010	Zhang	D19/46
D622,768	S *	8/2010	Tissier	D19/46	2008/0216632	A1 *	9/2008	Payung	84/304
7,842,867	B2 *	11/2010	Schmidt	84/291	2010/0064875	A1 *	3/2010	Payung	84/199

* cited by examiner

fig.1

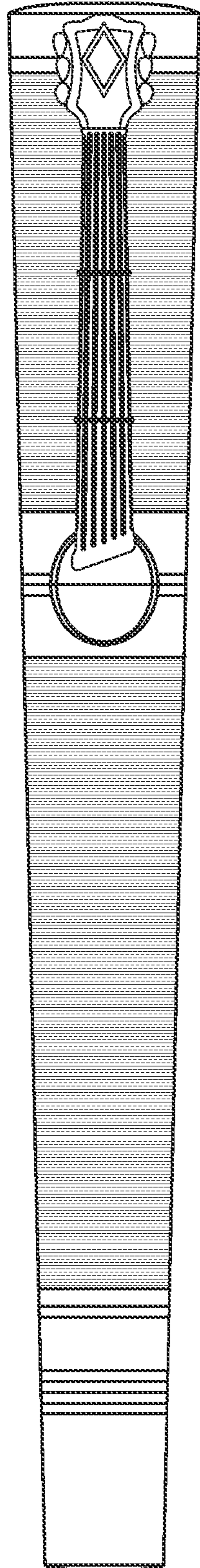


fig.2

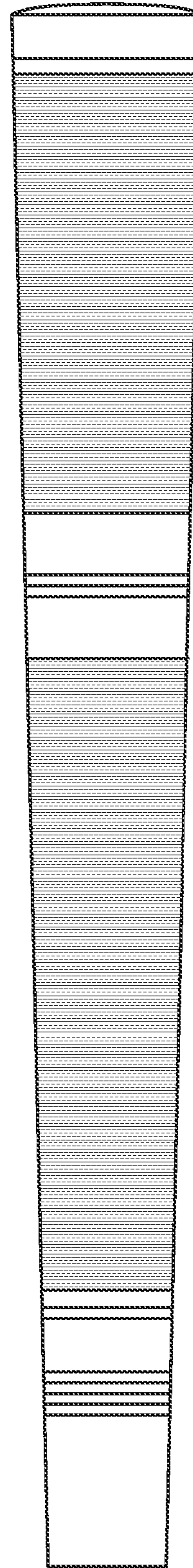


fig.3

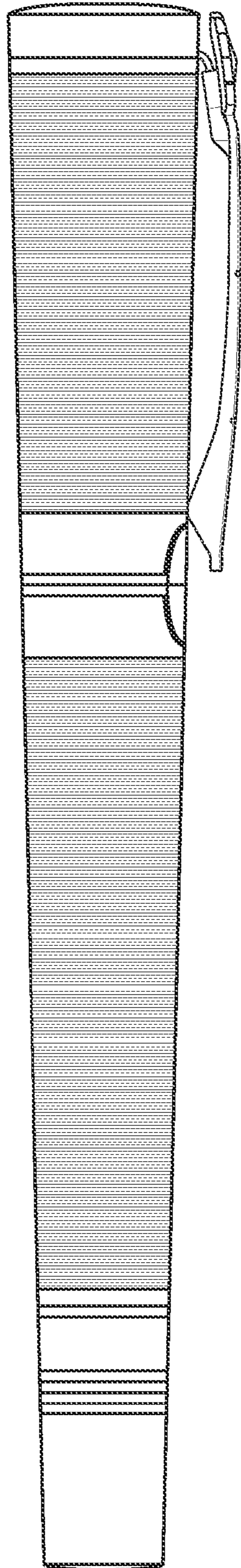


fig.4

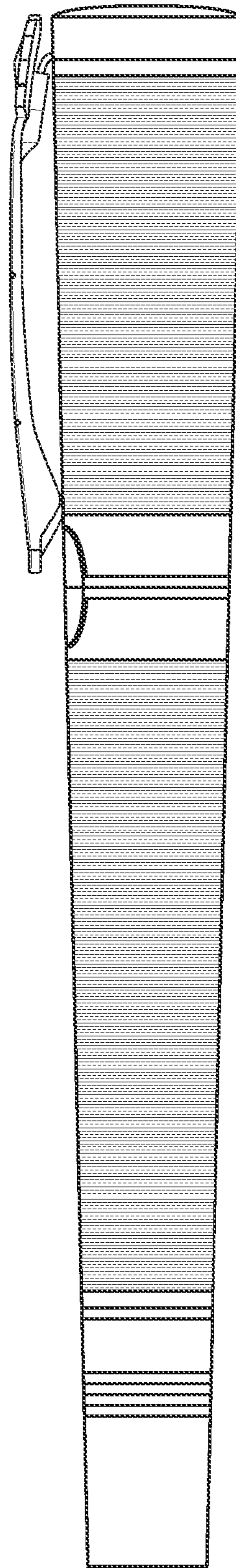


fig.5

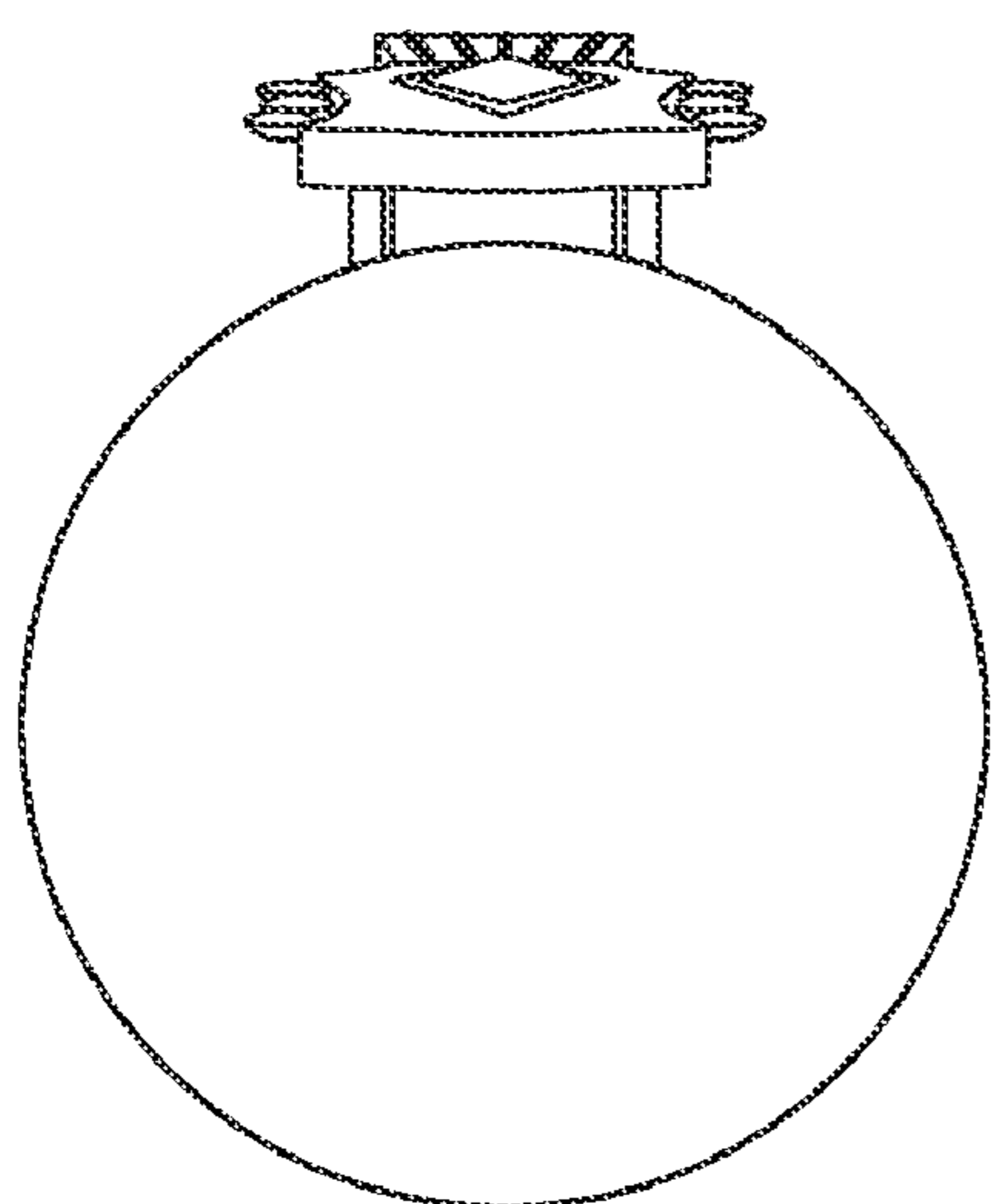


fig.6

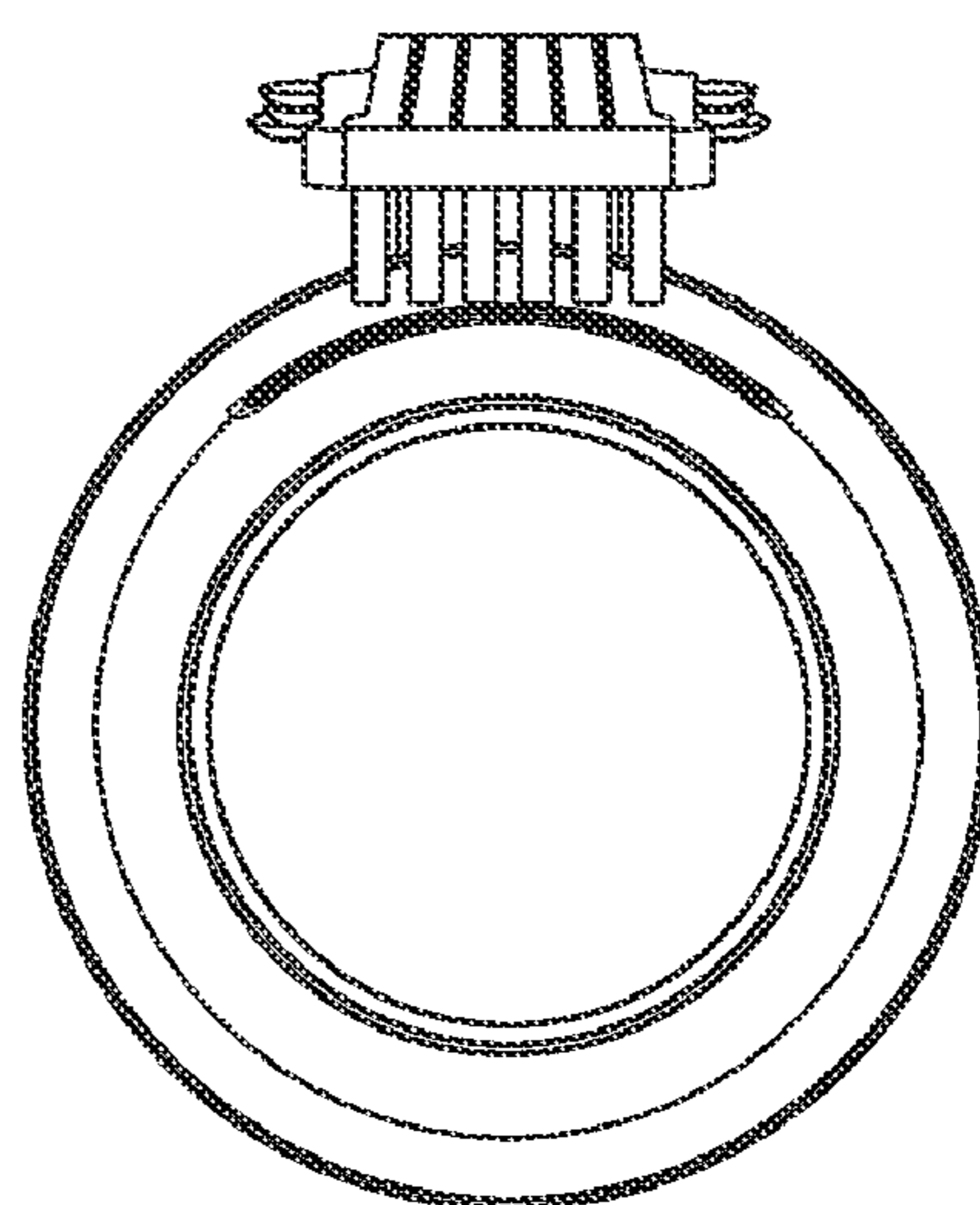


fig.7

