



US00D656979S

(12) **United States Design Patent**
Yip et al.

(10) **Patent No.:** **US D656,979 S**
(45) **Date of Patent:** **** Apr. 3, 2012**

(54) **MAGNIFIER**

(75) Inventors: **Gin Fai Yip**, North Point (HK); **Bryan Yip**, Kowloon (HK)

(73) Assignee: **Carson Optical, Inc.**, Hauppauge, NY (US)

(**) Term: **14 Years**

(21) Appl. No.: **29/391,121**

(22) Filed: **May 4, 2011**

(51) **LOC (9) Cl.** **16-06**

(52) **U.S. Cl.** **D16/135**

(58) **Field of Classification Search** D16/130, D16/134, 135; D26/60, 61, 62; D14/402, D14/407, 420, 426; 235/472.01, 472.02, 235/472.03; 362/109; 359/802, 803, 811, 359/812, 819, 820; D6/300, 309

See application file for complete search history.

(56) **References Cited**

U.S. PATENT DOCUMENTS

| | | | | | |
|-----------|-----|---------|-----------------|-------|------------|
| 439,514 | A * | 10/1890 | Huff | | 359/812 |
| 1,909,662 | A * | 5/1933 | Connors | | 359/803 |
| 2,104,198 | A * | 1/1938 | Jones | | 359/802 |
| 2,532,877 | A * | 12/1950 | Auer | | 359/812 |
| 5,613,771 | A * | 3/1997 | Siverling | | 362/401 |
| 5,852,288 | A * | 12/1998 | Nakazawa et al. | | 235/472.01 |
| 5,953,157 | A * | 9/1999 | Christianson | | 359/509 |
| 5,982,565 | A * | 11/1999 | Nomura et al. | | 359/819 |

| | | | | | |
|-----------|------|---------|-------------------|-------|---------|
| D428,032 | S * | 7/2000 | Lee | | D16/135 |
| 6,088,173 | A * | 7/2000 | Mendelsohn et al. | | 359/802 |
| D526,340 | S * | 8/2006 | Hodgson | | D16/135 |
| D531,339 | S * | 10/2006 | Lee et al. | | D26/60 |
| D538,830 | S * | 3/2007 | Yip et al. | | D16/135 |
| D566,712 | S * | 4/2008 | Ah | | D14/426 |
| D570,350 | S * | 6/2008 | Miller et al. | | D14/426 |
| D600,853 | S * | 9/2009 | Clepper et al. | | D26/138 |
| D604,445 | S * | 11/2009 | Ko et al. | | D26/72 |
| D630,358 | S * | 1/2011 | Nelson et al. | | D26/60 |
| D636,513 | S * | 4/2011 | Furtsch | | D26/51 |
| 7,980,722 | B2 * | 7/2011 | Coleman et al. | | 362/138 |

* cited by examiner

Primary Examiner — Paula Greene

(74) *Attorney, Agent, or Firm* — Carmody & Torrance LLP

(57) **CLAIM**

The ornamental design for a magnifier, as shown and described.

DESCRIPTION

FIG. 1 is a perspective view of a magnifier showing our new design;

FIG. 2 is a top plan view thereof;

FIG. 3 is a bottom plan view thereof;

FIG. 4 is a right side elevational view thereof;


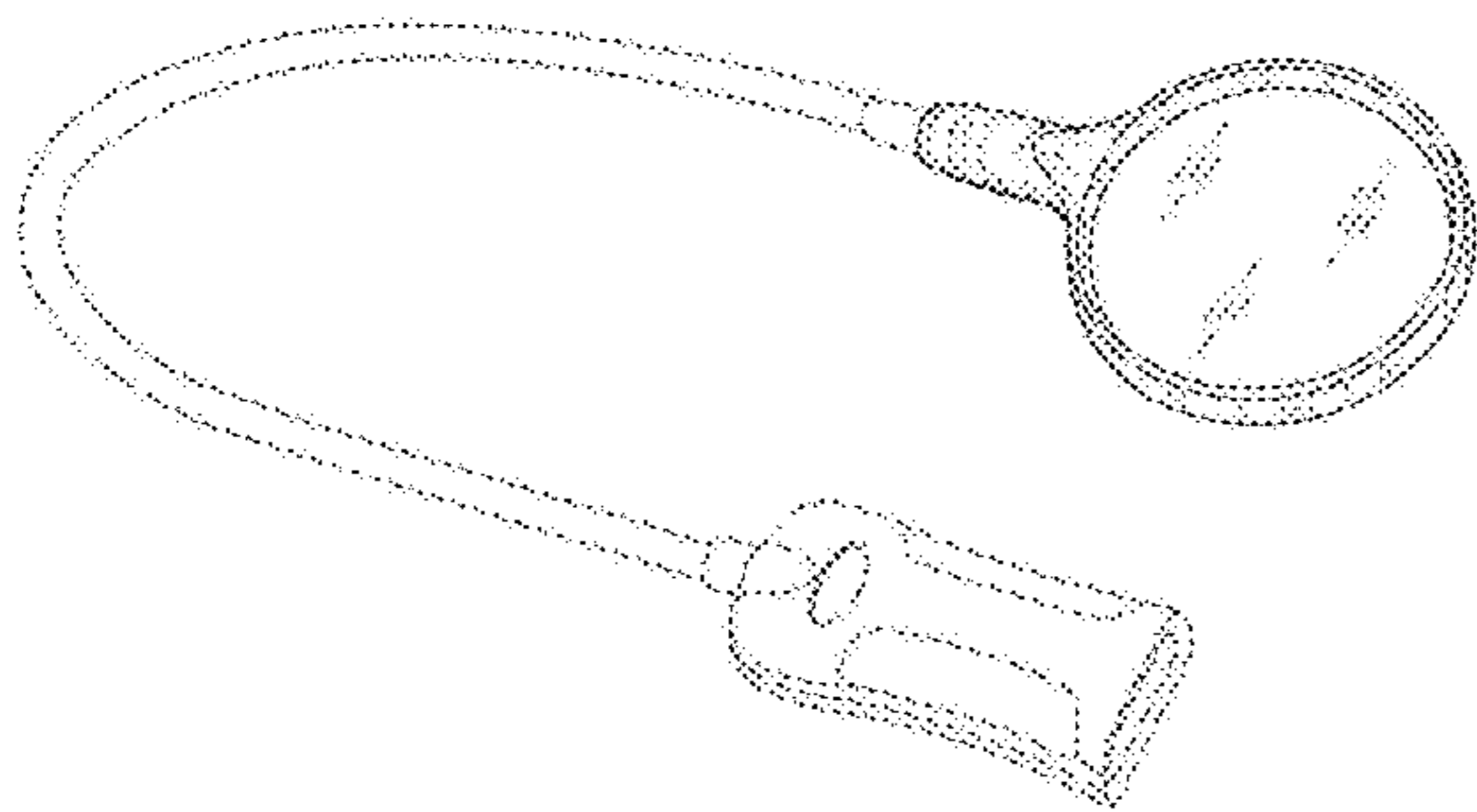
FIG. 5 is a left side elevational view thereof;

FIG. 6 is a first end elevational view thereof; and,

FIG. 7 is a second end elevational view thereof.

The dotted lines are intended to show features that are environmental only and form no part of the claimed design.

1 Claim, 5 Drawing Sheets



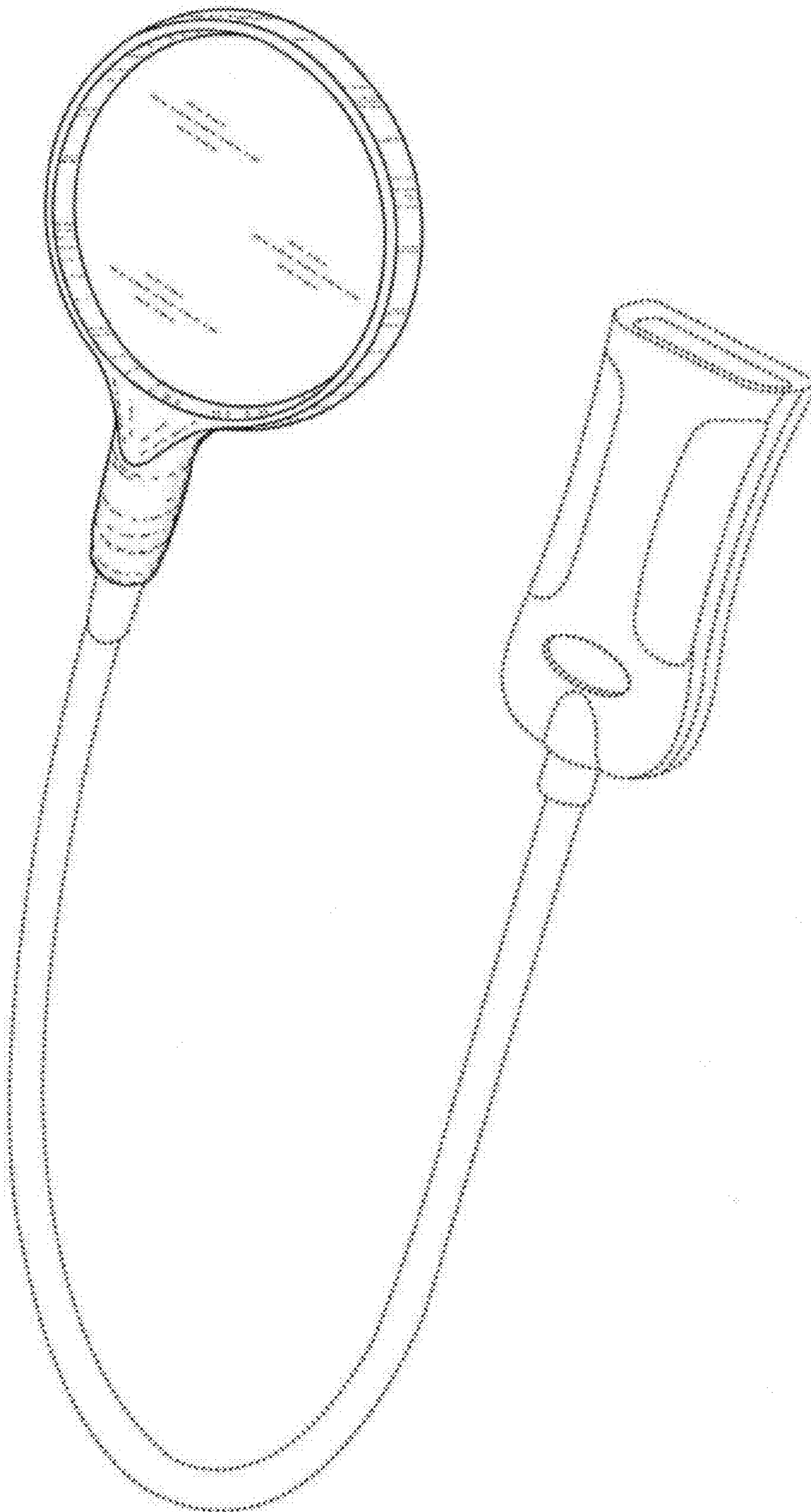


FIG. 1

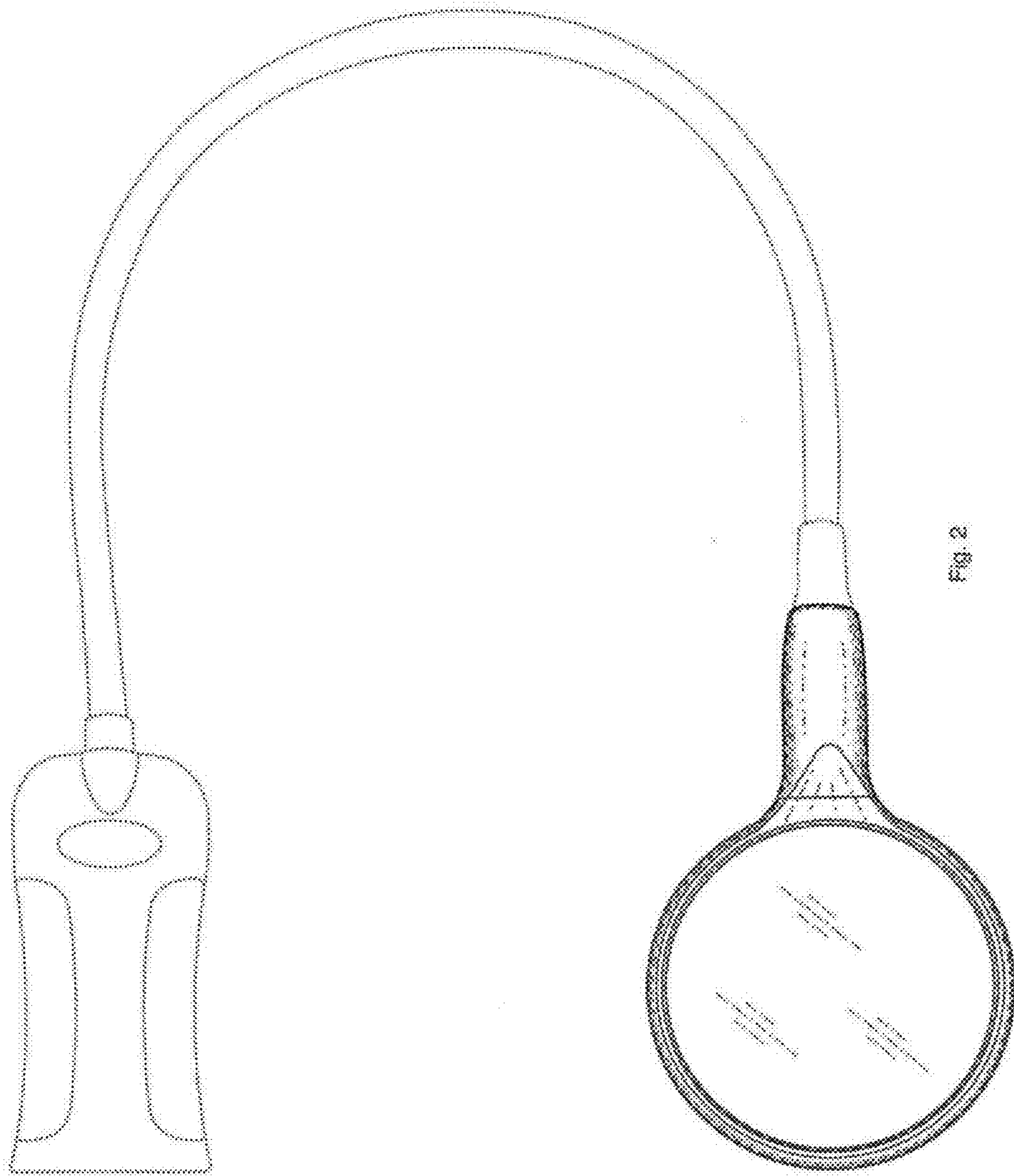


Fig. 2

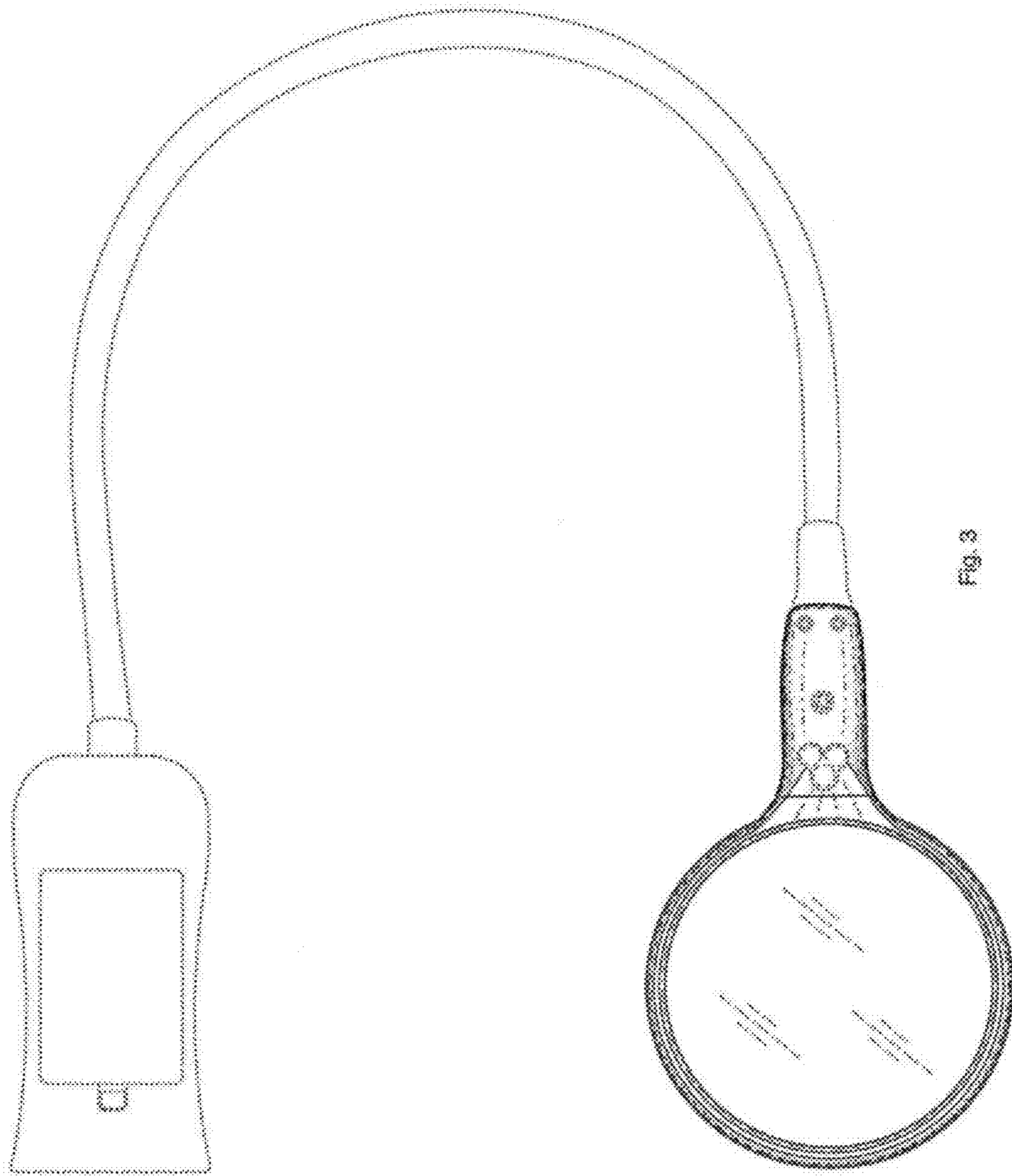




Fig. 4



Fig. 5

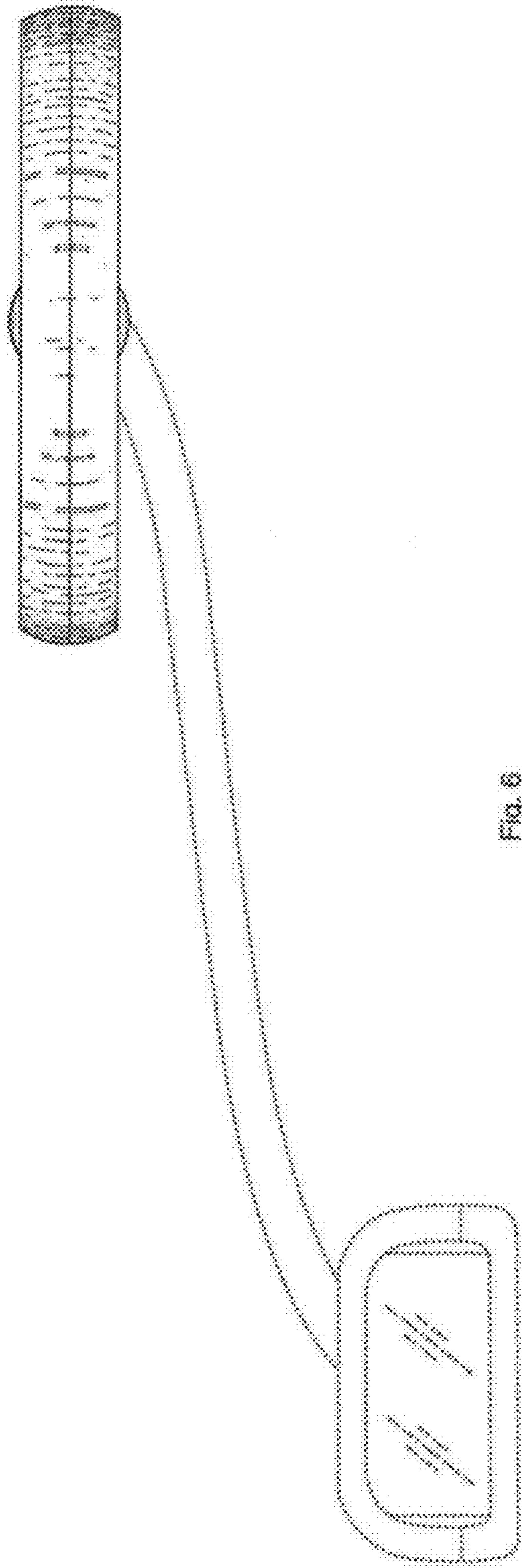


Fig. 6

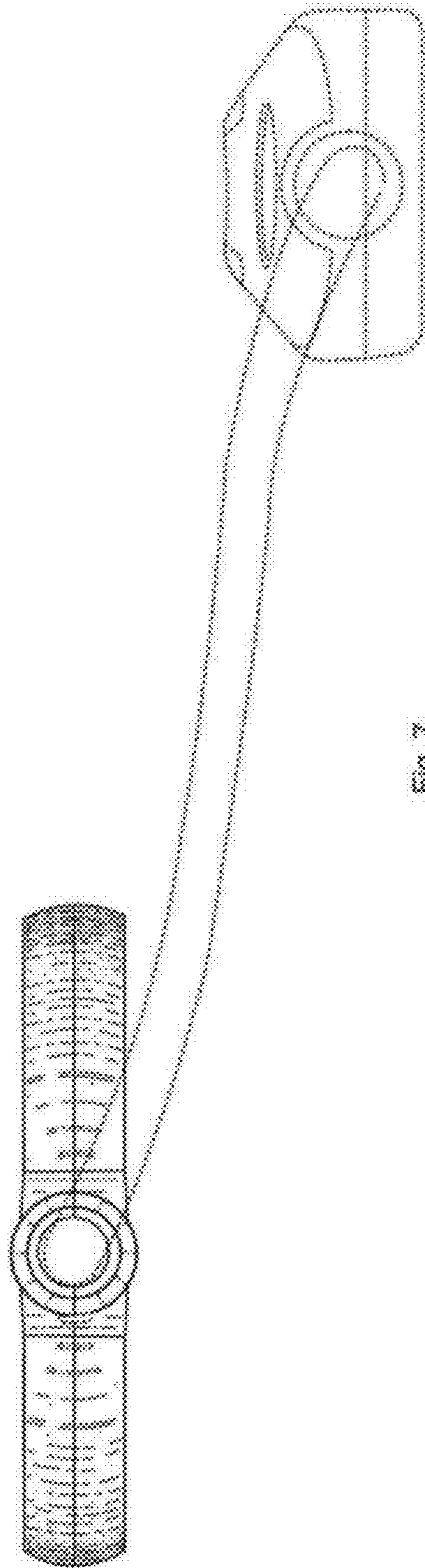


Fig. 7