



US00D656969S

(12) **United States Design Patent**  
**Tang et al.**

(10) **Patent No.:** **US D656,969 S**

(45) **Date of Patent:** **\*\* Apr. 3, 2012**

(54) **FREEZER COVER**

5,671,991 A \* 9/1997 Grant ..... D15/83  
D500,057 S \* 12/2004 Reuter ..... D15/83  
D551,259 S \* 9/2007 Wilson ..... D15/79

(75) Inventors: **Shilin Tang**, Anhui (CN); **Yanli Wu**, Anhui (CN); **Jing Sun**, Anhui (CN)

\* cited by examiner

(73) Assignees: **Hefei Midea Rongshida Refrigerator Co., Ltd**, Anhui (CN); **Hefei Hualing Co., Ltd.**, Anhui (CN)

*Primary Examiner* — Mitchell Siegel

(74) *Attorney, Agent, or Firm* — Morgan, Lewis & Bockius LLP

(\*\*) Term: **14 Years**

(57) **CLAIM**

(21) Appl. No.: **29/381,464**

The ornamental design for a freezer cover, as shown and described.

(22) Filed: **Dec. 20, 2010**

**DESCRIPTION**

(30) **Foreign Application Priority Data**

Oct. 14, 2010 (CN) ..... 2010 3 0554188

(51) **LOC (9) Cl.** ..... **15-07**

(52) **U.S. Cl.** ..... **D15/89**

(58) **Field of Classification Search** ..... D15/79,  
D15/81, 83, 89, 91; 220/592.1; 29/890.035,  
29/890.038, 460, 469.5; 62/223, 371, 457.9,  
62/512, 126, 127, 298, 326, 449

See application file for complete search history.

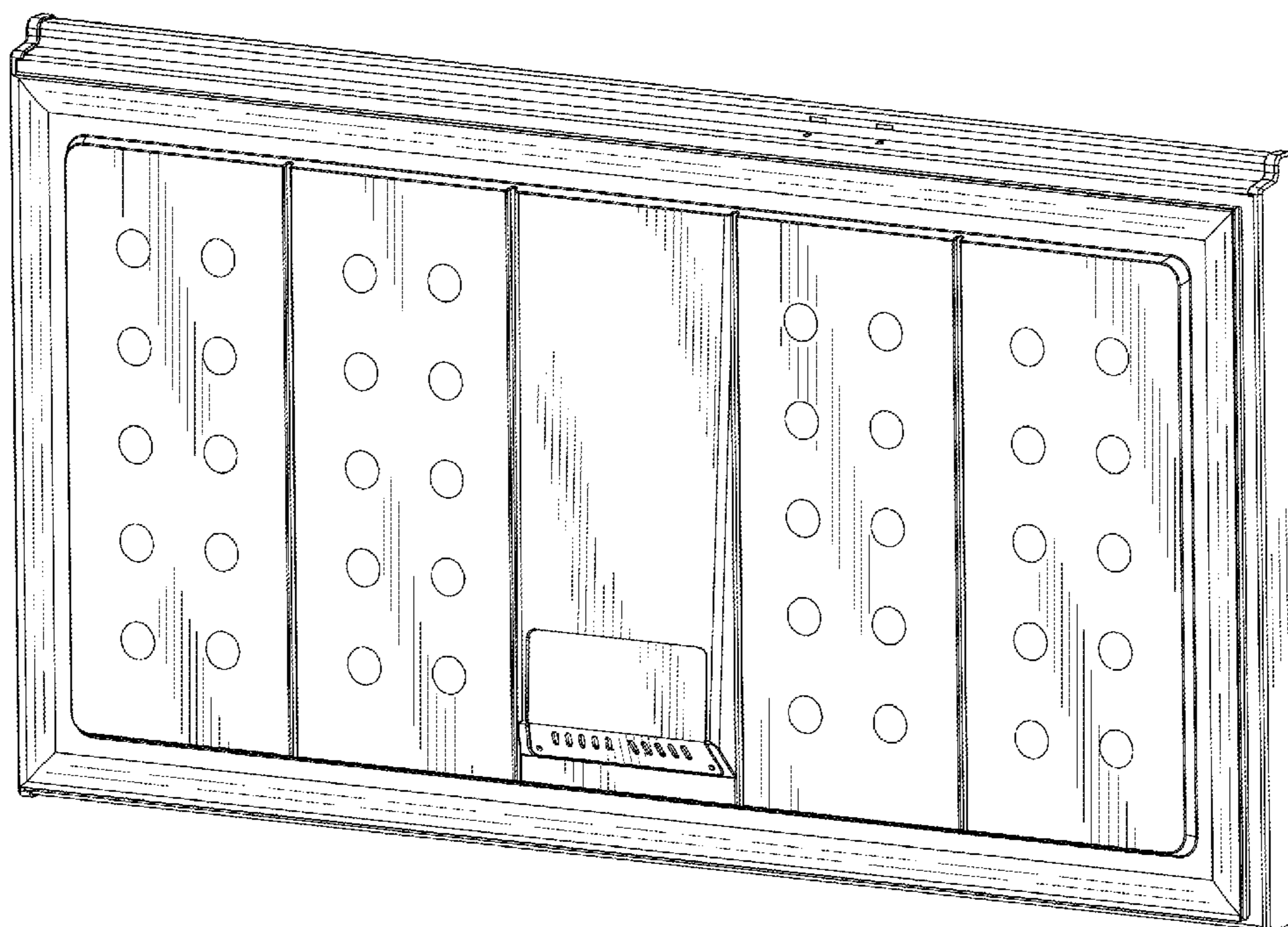
FIG. 1 is a front and right side perspective view of a freezer cover embodying the inventive ornamental design;  
FIG. 2 is a front elevation view of the freezer cover of FIG. 1 embodying the inventive design;  
FIG. 3 is a back elevation view of the freezer cover of FIG. 1 embodying the inventive design;  
FIG. 4 is a left side elevation view of the freezer cover of FIG. 1 embodying the inventive design;  
FIG. 5 is a right elevation view of the freezer cover of FIG. 1 embodying the inventive design;  
FIG. 6 is a top plan view of the freezer cover of FIG. 1 embodying the inventive design;  
FIG. 7 is a bottom plan view of the freezer cover of FIG. 1 embodying the inventive design; and,  
FIG. 8 is a front and right side perspective view of a freezer cover; the broken line showing of the freezer box is included for the purpose of illustrating its intended use in an open position and forms no part of the claimed design.

(56) **References Cited**

**U.S. PATENT DOCUMENTS**

D217,074 S \* 3/1970 Jones ..... D15/83  
3,959,982 A \* 6/1976 Denis et al. .... 62/223  
D256,587 S \* 8/1980 Tatsumi ..... D15/83  
D285,692 S \* 9/1986 Albiez ..... D15/81  
4,826,010 A \* 5/1989 Jahr et al. .... 220/592.1  
4,870,735 A \* 10/1989 Jahr et al. .... 29/890.035  
4,893,478 A \* 1/1990 Kruck et al. .... 62/126

**1 Claim, 4 Drawing Sheets**



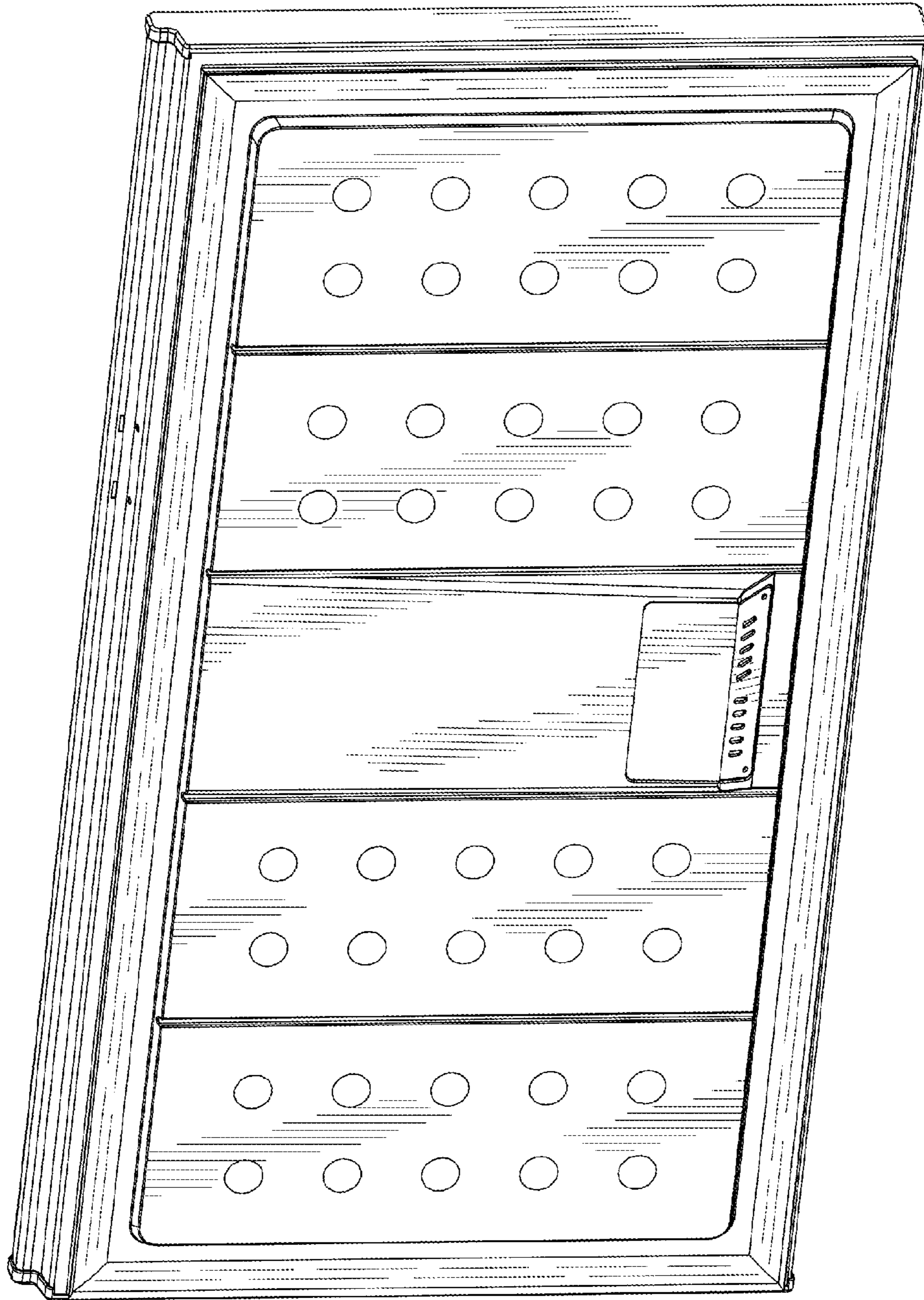




FIG. 1



**FIG. 2**



**FIG. 3**

FIG. 4




FIG. 5


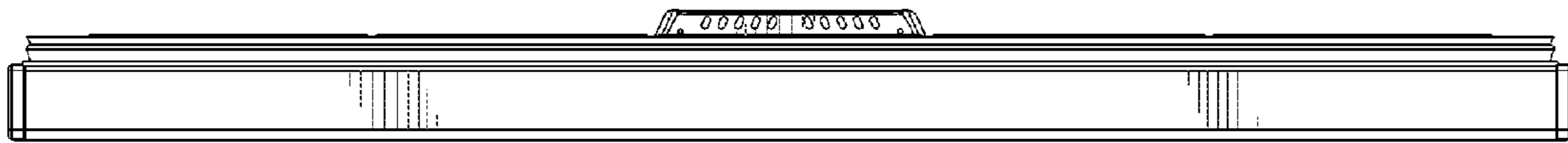


FIG. 6



FIG. 7






FIG. 8