



US00D656961S

(12) **United States Design Patent**
Gelardi

(10) **Patent No.:** **US D656,961 S**

(45) **Date of Patent:** **** Apr. 3, 2012**

(54) **COMPONENT OF A V-ENGINE**
INBOARD-INTAKE MANIFOLD COVER

D626,969 S * 11/2010 Gelardi D15/5
D631,487 S * 1/2011 Leng D15/5
D647,109 S * 10/2011 Mizutani et al. D15/5

* cited by examiner

(75) Inventor: **Robert Gelardi**, Dearborn, MI (US)

Primary Examiner — T. Chase Nelson

Assistant Examiner — Ania Aman

(73) Assignee: **Ford Global Technologies, LLC**,
Dearborn, MI (US)

(74) *Attorney, Agent, or Firm* — Julia Voutyras; Alleman
Hall McCoy Russell & Tuttle LLP

(**) Term: **14 Years**

(57) **CLAIM**

(21) Appl. No.: **29/357,446**

The ornamental design for an ornamental design for a component of a V-engine inboard-intake manifold cover, as shown and described.

(22) Filed: **Mar. 12, 2010**

DESCRIPTION

(51) **LOC (9) Cl.** **15-01**

(52) **U.S. Cl.** **D15/5**

(58) **Field of Classification Search** D15/1,
D15/2, 3, 5, 6, 14, 17, 149; 123/22, 41, 51 A,
123/34, 606 R, 52.1, 50 A, 50 B, 54.1, 54.2,
123/54.4, 54.5, 65 R, 195 R, 195 HC, 657,
123/311

See application file for complete search history.

FIG. 1 is a top view of an ornamental design for a component of a V-engine inboard-intake manifold cover, according to the invention.

FIG. 2 is a bottom view of the manifold cover component of FIG. 1.

FIG. 3 is a front view of the manifold cover component of FIG. 1.

FIG. 4 is a rear view of the manifold cover component of FIG. 1.

FIG. 5 is a right view of the manifold cover component of FIG. 1.

FIG. 6 is a left view of the manifold cover component of FIG. 1.

FIG. 7 is a first perspective view of the manifold cover component of FIG. 1; and,

FIG. 8 is a second perspective view of the manifold cover component of FIG. 1.


The broken lines form no part of the claimed design.

(56) **References Cited**

U.S. PATENT DOCUMENTS

D512,438 S * 12/2005 Matsunami et al. D15/5
D517,089 S * 3/2006 Pfeiffer D15/5
D517,568 S * 3/2006 Pfeiffer D15/5
D526,333 S * 8/2006 Mizutani et al. D15/5
D527,023 S * 8/2006 Terazono et al. D15/5
D528,130 S * 9/2006 Mizutani D15/5
D534,186 S * 12/2006 Tsunoda D15/5
D556,213 S * 11/2007 Sugimoto et al. D15/5
D556,779 S * 12/2007 Sugimoto et al. D15/5
D567,820 S * 4/2008 Terazono et al. D15/5

1 Claim, 8 Drawing Sheets






Figure 1




Figure 2




Figure 3




Figure 4




Figure 5




Figure 6

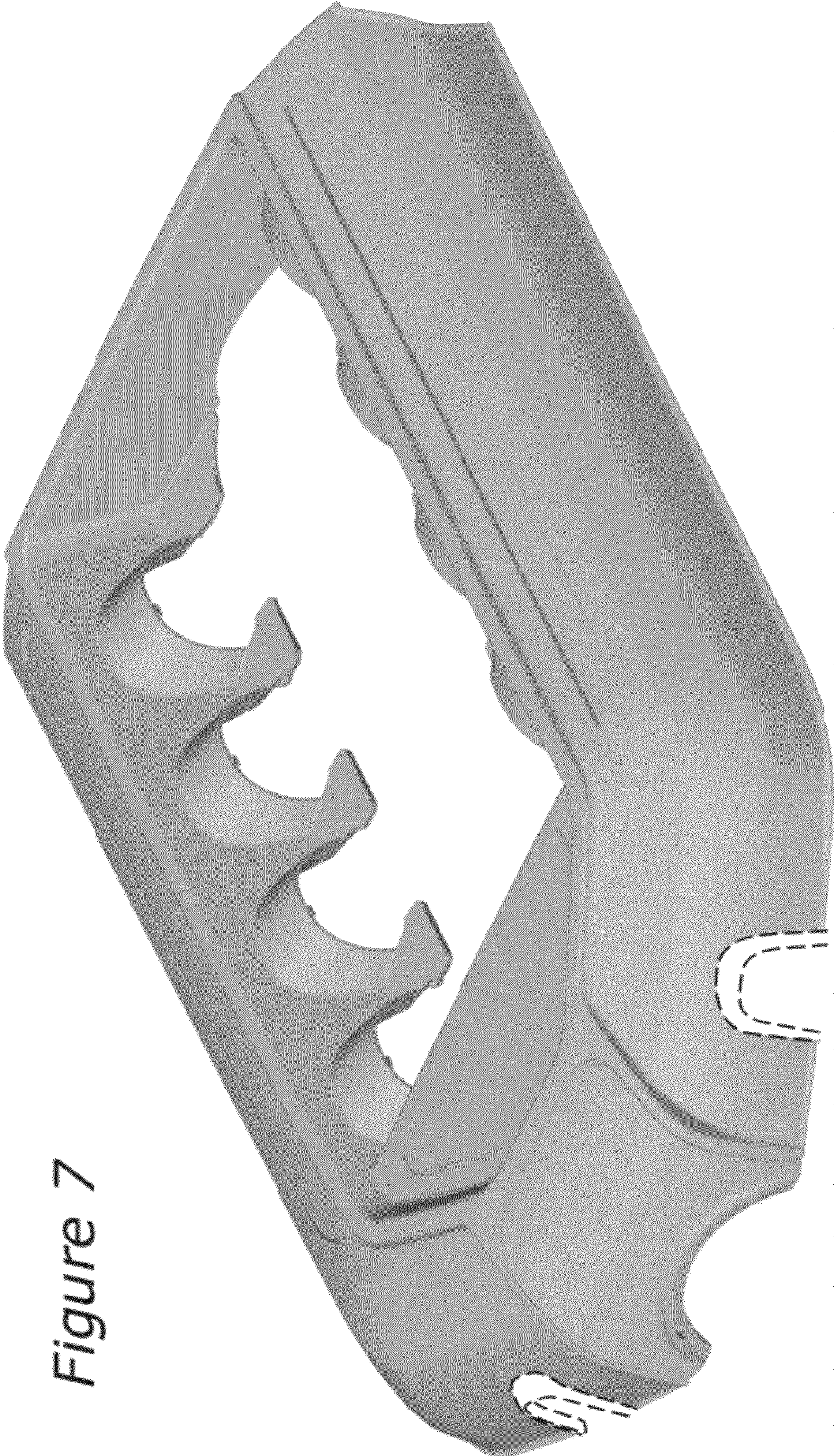


Figure 7

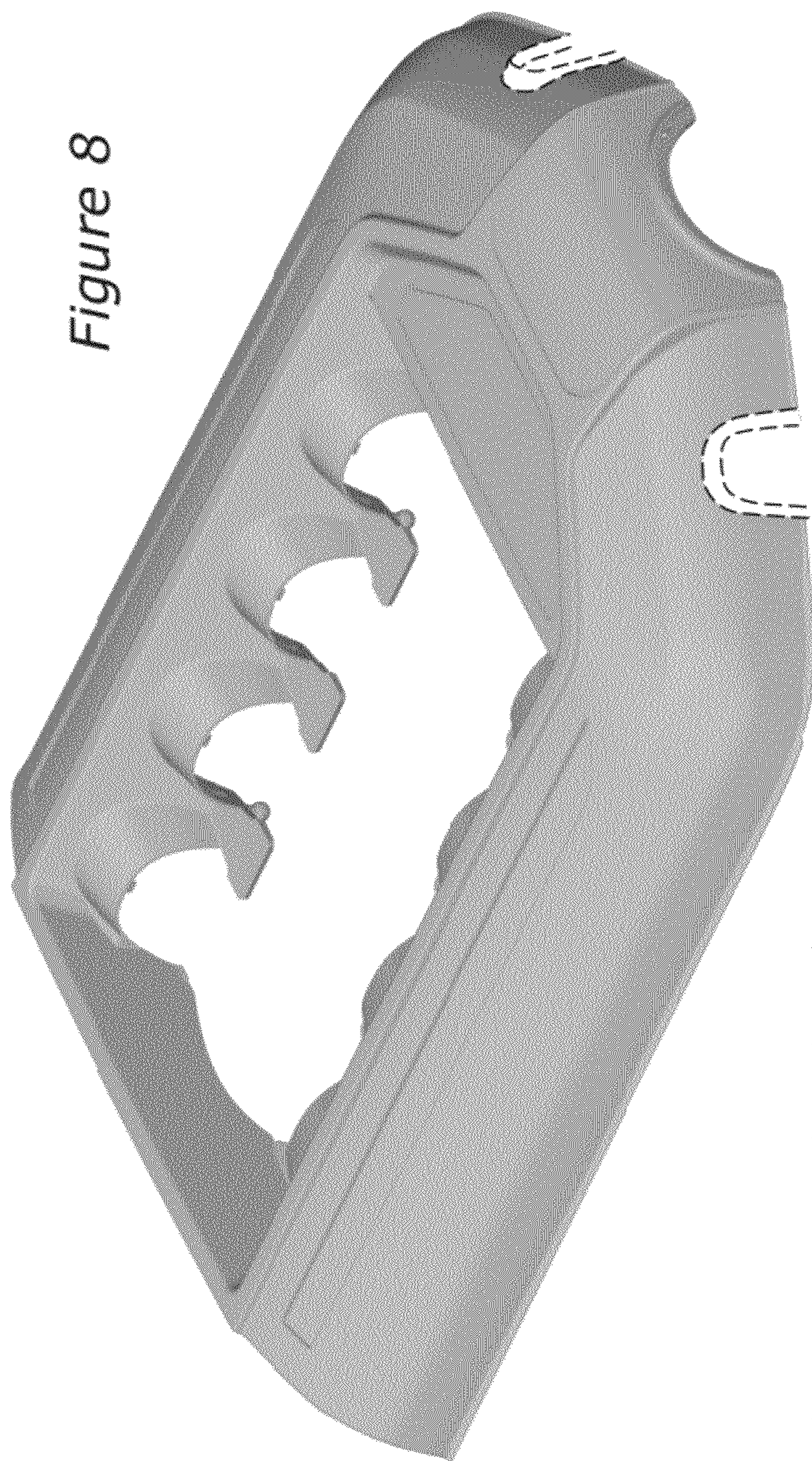


Figure 8