



US00D656938S

(12) **United States Design Patent**
Riddiford et al.

(10) **Patent No.:** **US D656,938 S**
(45) **Date of Patent:** **** Apr. 3, 2012**

(54) **COMMUNICATIONS EQUIPMENT**

(75) Inventors: **Martin Philip Riddiford**, London (GB);
Benjamin John Henley, London (GB)

(73) Assignee: **IML Limited**, Liphook, Hampshire
(GB)

(**) Term: **14 Years**

(21) Appl. No.: **29/360,817**

(22) Filed: **Apr. 30, 2010**

(30) **Foreign Application Priority Data**

Nov. 2, 2009 (EM) 001176028-0001

(51) **LOC (9) Cl.** **14-02**

(52) **U.S. Cl.** **D14/390**

(58) **Field of Classification Search** D14/341,
D14/346, 383, 387, 388, 399, 454, 218, 138 R,
D14/138 AA, 203.7; D13/168; D21/513,
D21/517, 329; D19/59, 60; 725/13, 24;
345/168, 169

See application file for complete search history.

(56) **References Cited**

U.S. PATENT DOCUMENTS

5,870,214	A *	2/1999	Knowles	398/118
D431,562	S *	10/2000	Bhatia et al.	D14/341
D433,460	S *	11/2000	Griffin et al.	D21/329
D460,068	S *	7/2002	Lanzaro et al.	D14/341
D460,493	S *	7/2002	Griffin et al.	D21/329
D461,803	S *	8/2002	Griffin et al.	D14/346
D467,918	S *	12/2002	Fitch et al.	D14/347
6,489,950	B1 *	12/2002	Griffin et al.	345/168
D470,842	S *	2/2003	Bhatia et al.	D14/346
D490,119	S *	5/2004	Griffin et al.	D21/329
D492,306	S *	6/2004	Martin et al.	D14/346
D496,933	S *	10/2004	Wu	D14/346

D497,907	S *	11/2004	Griffin	D14/346
D500,500	S *	1/2005	Chien	D14/346
7,032,821	B2 *	4/2006	McClure et al.	235/386
D535,654	S *	1/2007	Beamish et al.	D14/388
D542,792	S *	5/2007	Beamish et al.	D14/388
7,533,813	B2 *	5/2009	Knowles	235/386
D598,915	S *	8/2009	Rak et al.	D14/346
D603,831	S *	11/2009	Ho et al.	D14/138 AA
D605,711	S *	12/2009	Ben-Moshe	D21/517
D606,538	S *	12/2009	Ferrari et al.	D14/346
D606,994	S *	12/2009	Griffin et al.	D14/346
D609,235	S *	2/2010	Leung et al.	D14/346
D612,850	S *	3/2010	Cabatic	D14/388
D613,729	S *	4/2010	Sip et al.	D14/248
D620,005	S *	7/2010	Rak et al.	D14/346
D622,727	S *	8/2010	Rak et al.	D14/455
2006/0218572	A1 *	9/2006	Thielman et al.	725/13
2006/0294552	A1 *	12/2006	Swanson et al.	725/80
2007/0192785	A1 *	8/2007	Pellinat et al.	725/24
2008/0096177	A1 *	4/2008	Beamish	434/351

* cited by examiner

Primary Examiner — Cathron Brooks

Assistant Examiner — Deanna Fluegeman

(74) *Attorney, Agent, or Firm* — Dickstein Shapiro LLP

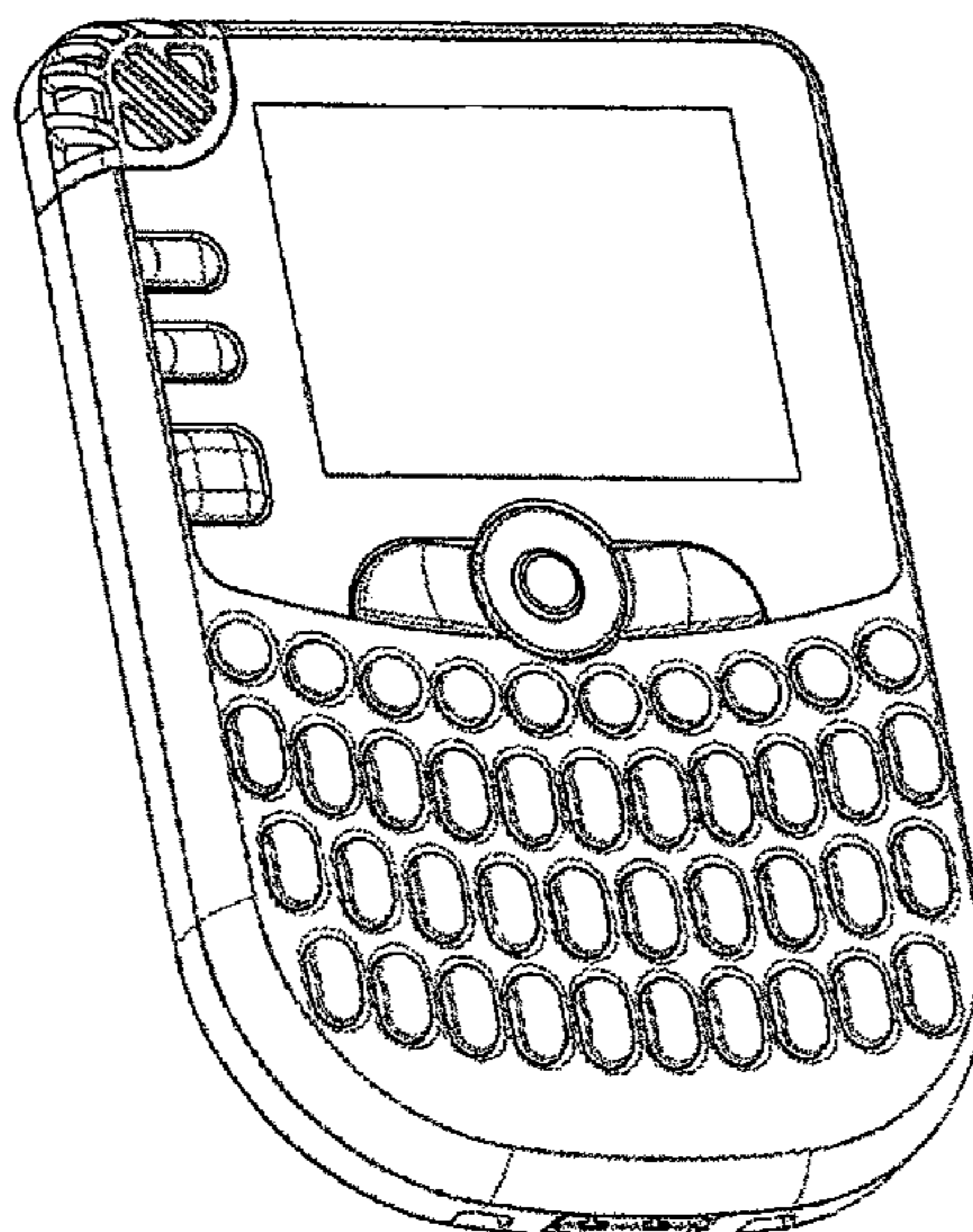
(57) **CLAIM**

The ornamental design for communications equipment, as shown and described.

DESCRIPTION

FIG. 1 is a front perspective view of the communications equipment of the present invention; FIG. 2 is a front view thereof; FIG. 3 is a back view thereof; FIG. 4 is a top view thereof; FIG. 5 is a bottom view thereof; FIG. 6 is a right side view thereof; and, FIG. 7 is a left side view thereof.

1 Claim, 4 Drawing Sheets






FIG. 1

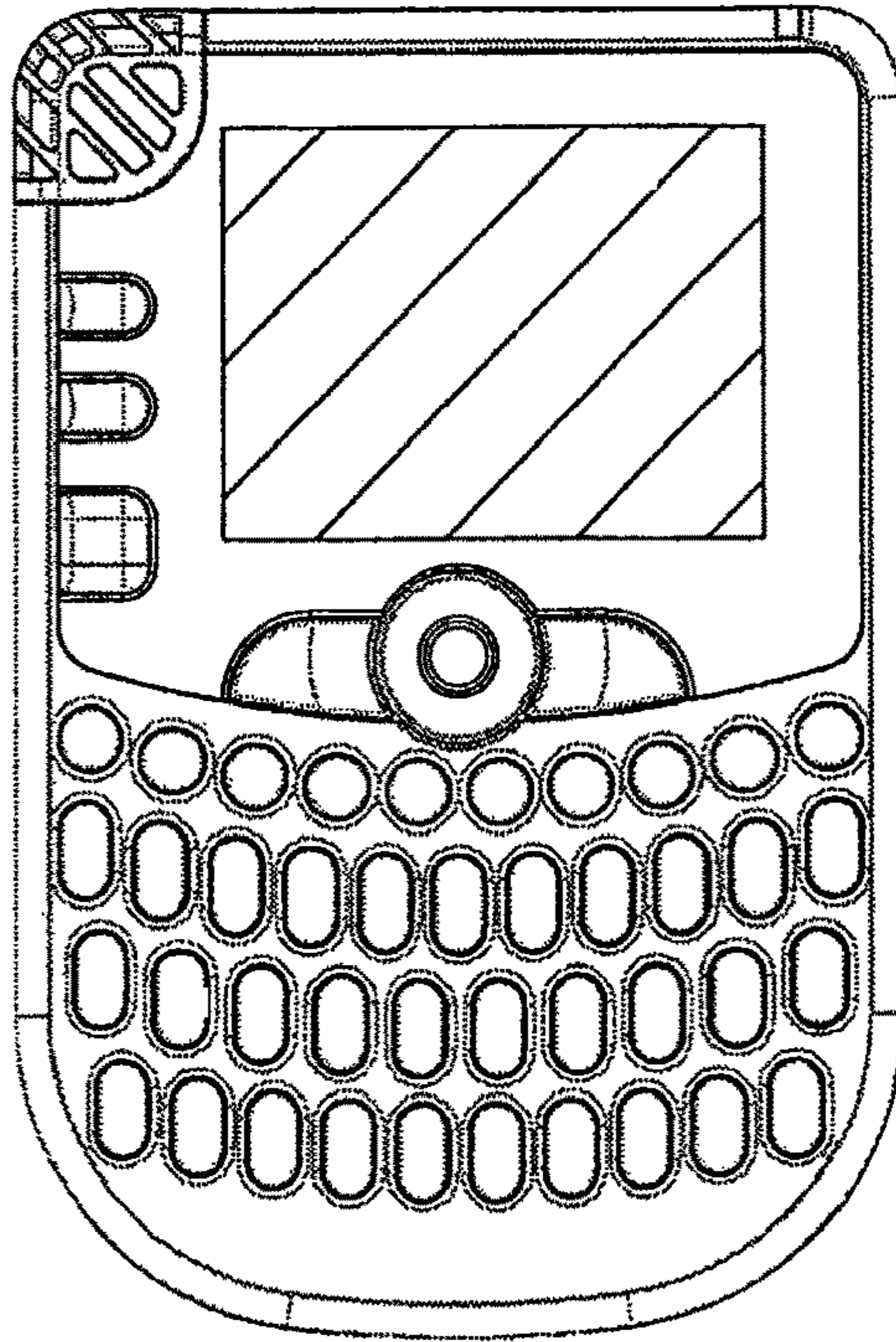


FIG. 2

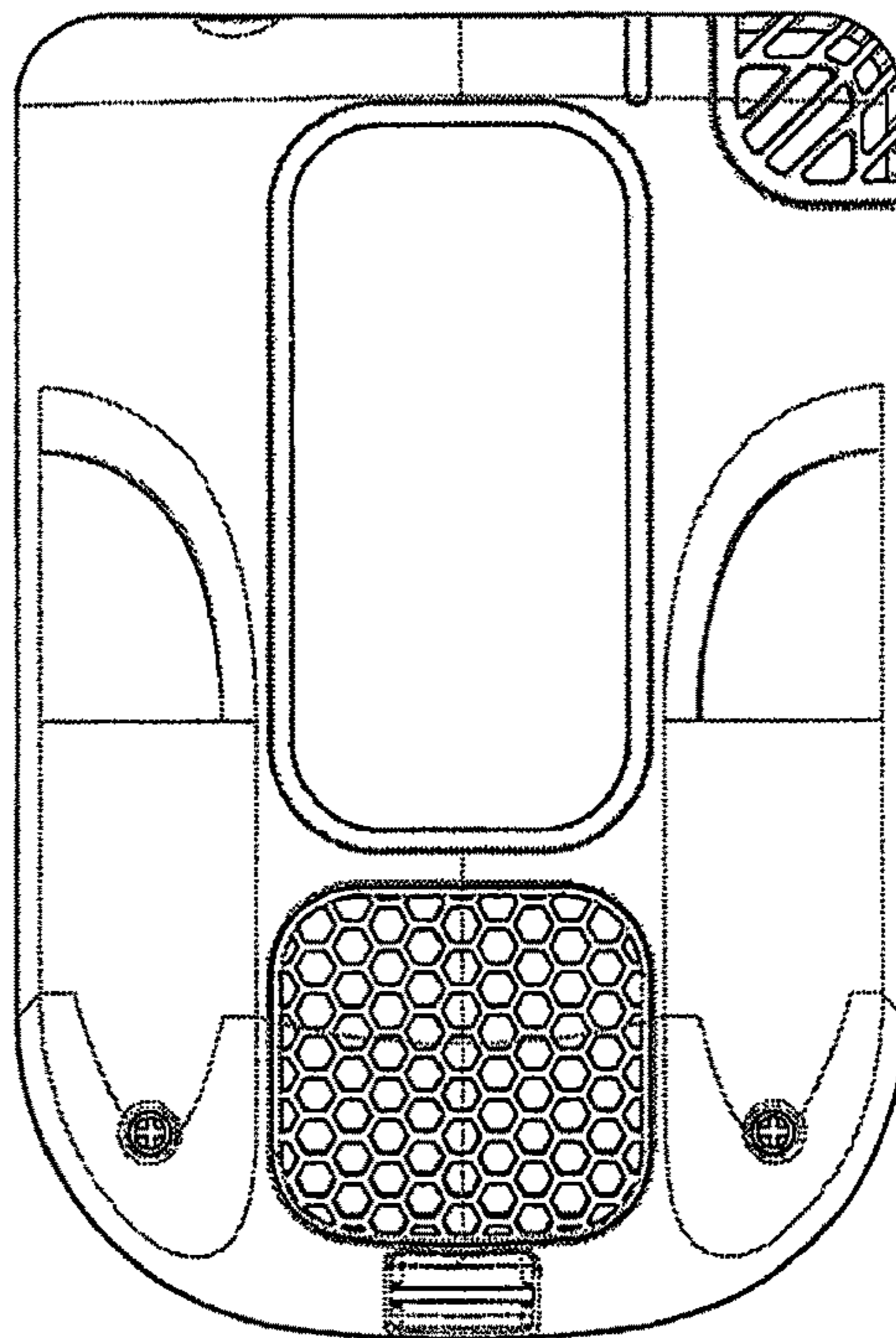


FIG. 3

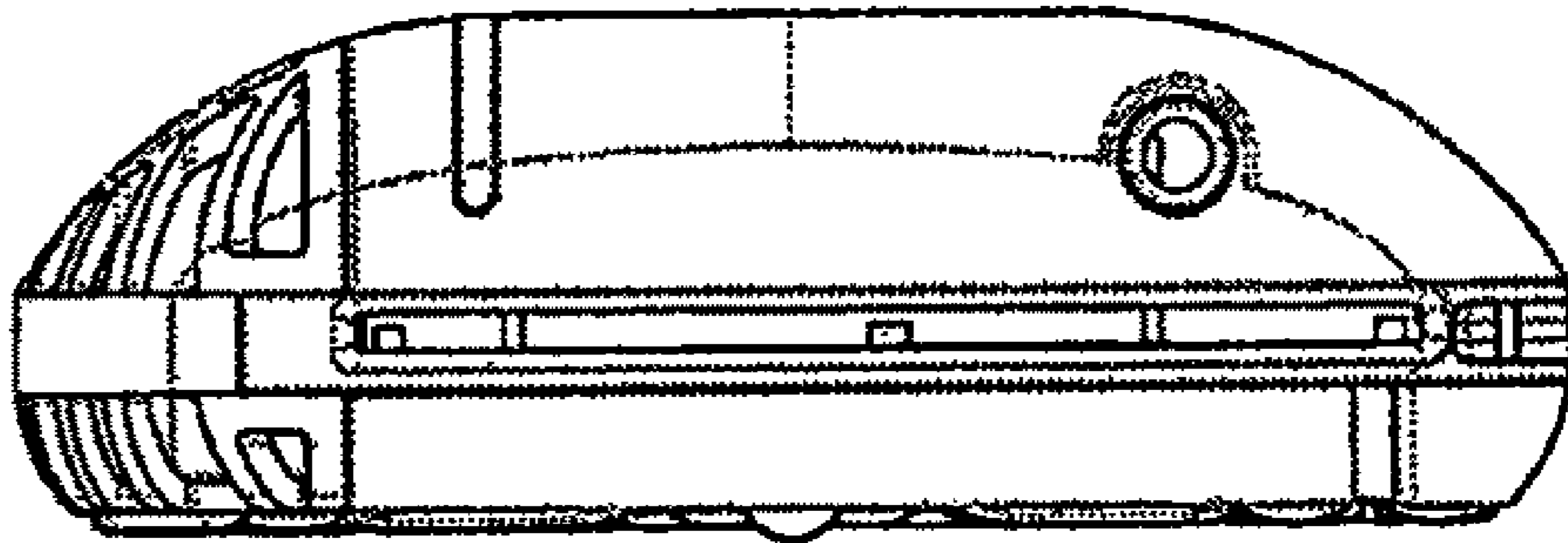


FIG. 4

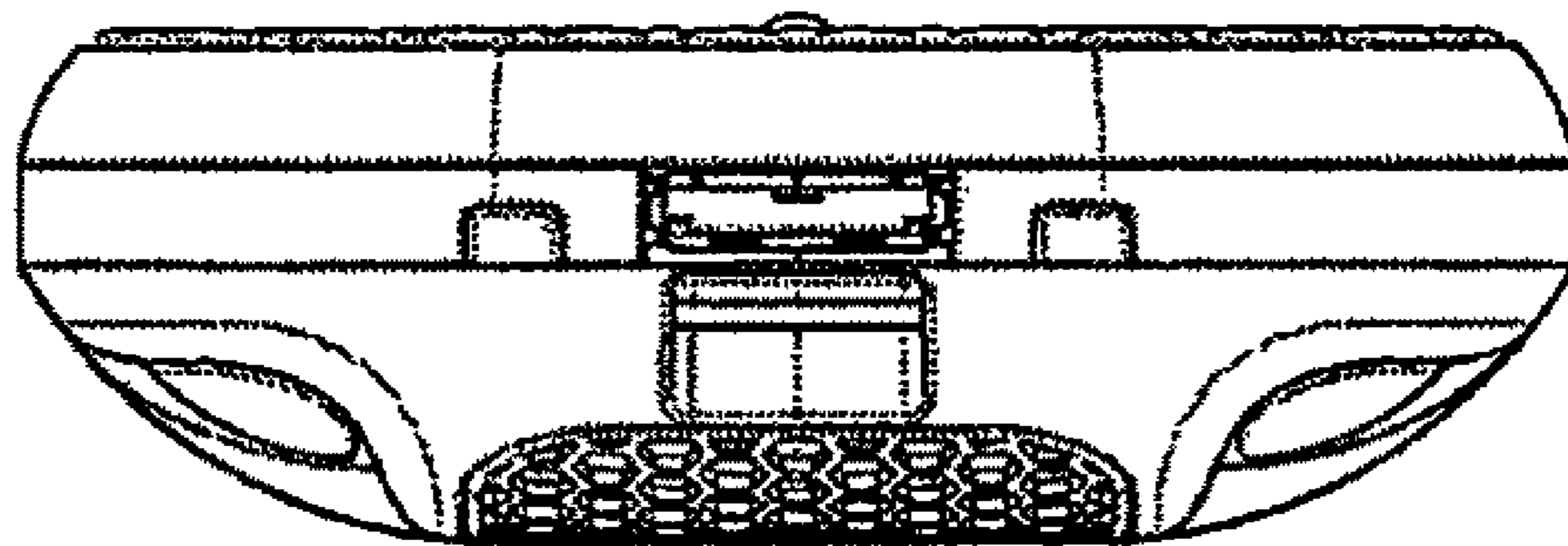


FIG. 5

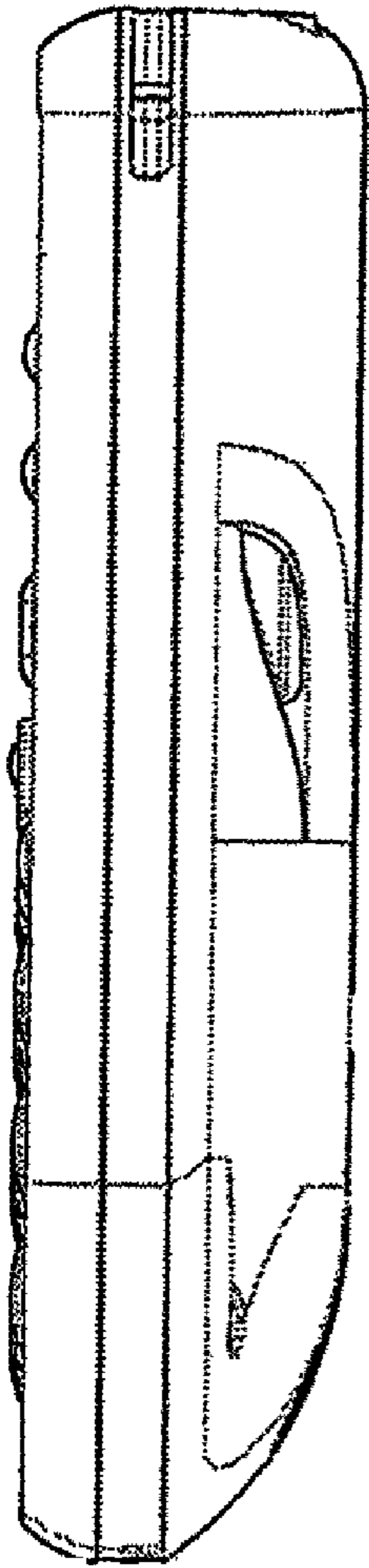


FIG. 6

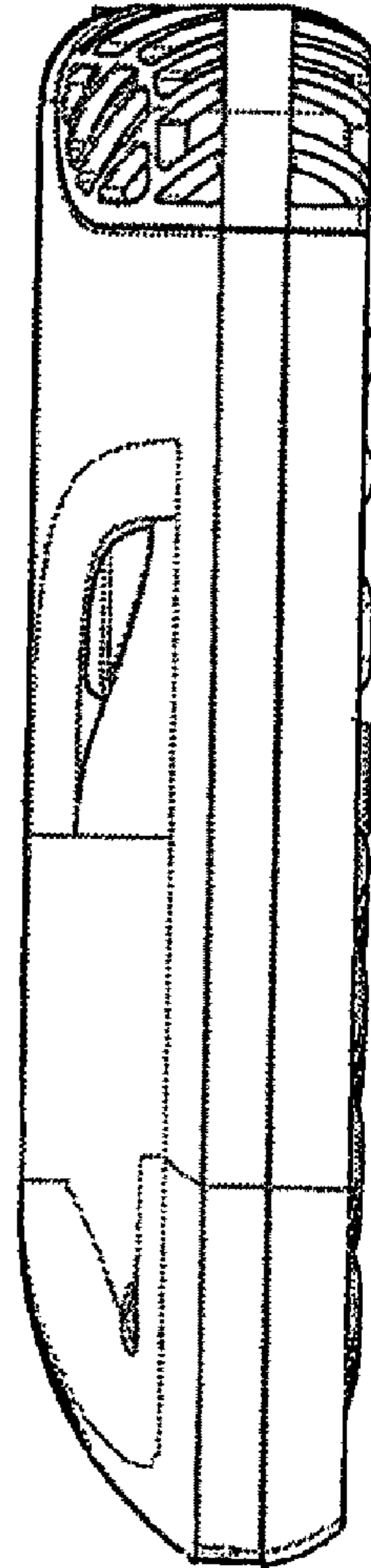


FIG. 7