



US00D656926S

(12) **United States Design Patent**
Jones, III et al.

(10) **Patent No.:** **US D656,926 S**
(45) **Date of Patent:** **** *Apr. 3, 2012**

(54) **CELLULAR COMMUNICATIONS DEVICE WITH SIDE DATA PORT**

(75) Inventors: **John M. Jones, III**, Overland Park, KS (US); **Thomas W. Keel**, Lees Summit, MO (US); **Brandon C. Annan**, Westwood Hills, KS (US); **Jason Robert-Anthony Delker**, Olathe, KS (US)

(73) Assignee: **Sprint Communications Company L.P.**, Overland Park, KS (US)

(*) Notice: This patent is subject to a terminal disclaimer.

(**) Term: **14 Years**

(21) Appl. No.: **29/367,500**

(22) Filed: **Aug. 9, 2010**

(51) **LOC (9) Cl.** **14-03**

(52) **U.S. Cl.** **D14/238.1; D14/250; D14/252**

(58) **Field of Classification Search** **D14/250–253, D14/440, 203.3–203.8, 217, 496; D3/201, D3/218, 269, 301, 273, 303; D13/103, 107–108; 220/4.02; 248/309.1; 361/679.56; 379/426, 379/433.11, 455; 455/575.1, 575.8; 190/100; 206/305, 320; D10/65, 74**

See application file for complete search history.

(56) **References Cited**

U.S. PATENT DOCUMENTS

D452,496	S	*	12/2001	Murnaghan et al.	D14/242
D462,677	S	*	9/2002	Eroma	D14/253
D486,785	S	*	2/2004	Shindo	D13/107
D535,252	S	*	1/2007	Sandnes	D13/108
D556,681	S	*	12/2007	Kim	D13/103
D582,806	S	*	12/2008	Schmid-Schweiger	D10/65
D584,646	S	*	1/2009	Sanguinetti	D10/65
D587,695	S	*	3/2009	Leng et al.	D14/240
D602,913	S	*	10/2009	Han et al.	D14/217
D603,603	S	*	11/2009	Laine et al.	D3/218
7,612,997	B1	*	11/2009	Diebel et al.	361/679.56

D609,228	S	*	2/2010	Ferrari et al.	D14/250
D609,463	S	*	2/2010	Bullen	D3/218
D609,464	S	*	2/2010	Bullen	D3/218
D616,360	S	*	5/2010	Huang	D13/103
D616,361	S	*	5/2010	Huang	D13/103
D618,230	S	*	6/2010	Brown et al.	D14/250
D623,180	S	*	9/2010	Diebel	D14/250
D624,910	S	*	10/2010	Richardson et al.	D14/250
D641,974	S	*	7/2011	Stampfli	D3/218

OTHER PUBLICATIONS

Dual XGPS300 Portable GPS Navigation & Battery Cradle for iPod Touch w/ North American Navigation App, <URL:http://www.amazon.com/XGPS300-Portable-Navigation-Battery-American/dp/B003E2YT1M/ref=sr_1_2?s=gateway&ie=UTF8&qid=1285615361&sr=8-2>, retrieved from internet Jul. 27, 2011.*
Review of Sprint ZTE Peel for iPods, review published on Nov. 10, 2010, <URL:http://reviews.cnet.com/8301-19512_7-20022347-233.html>, retrieved from internet Nov. 12, 2011.*
Review of Yosion's Apple Peel 520, review published on Jul. 28, 2010, <URL:http://www.engadget.com/2010/07/28/ipod-touch-turned-into-a-phone-using-yosions-apple-peel-520/>, retrieved from internet Nov. 13, 2011.*
Review of rumored Yoison Apple Peel 520, review published on Jul. 29, 2010, <URL:http://reviews.cnet.com/8301-19512_7-20012036-233.html>, retrieved from internet Nov. 13, 2011.*
“Dual GPS & Battery Cradle for iPod touch” date accessed Nov 9, 2010. <http://www.gpscradle.dualav.com>.
“GPS Cradle for iPod Touch: XGPS-300—NaviGadget” date accessed Nov 9, 2010. <http://www.navigadget.com/index.php/2010/03/22/gps-cradle-for-ipod-touch-xgps-300>.

* cited by examiner

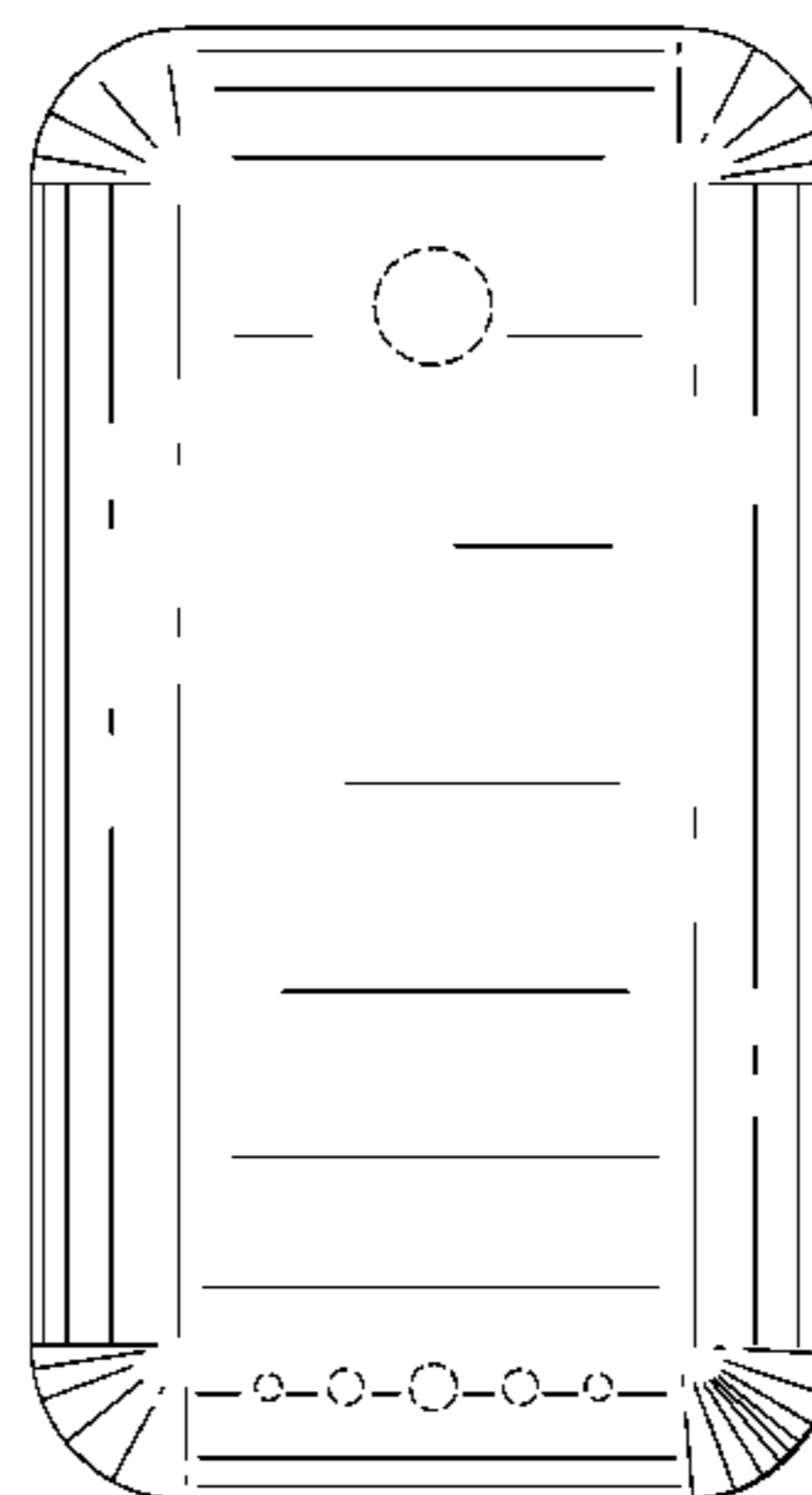
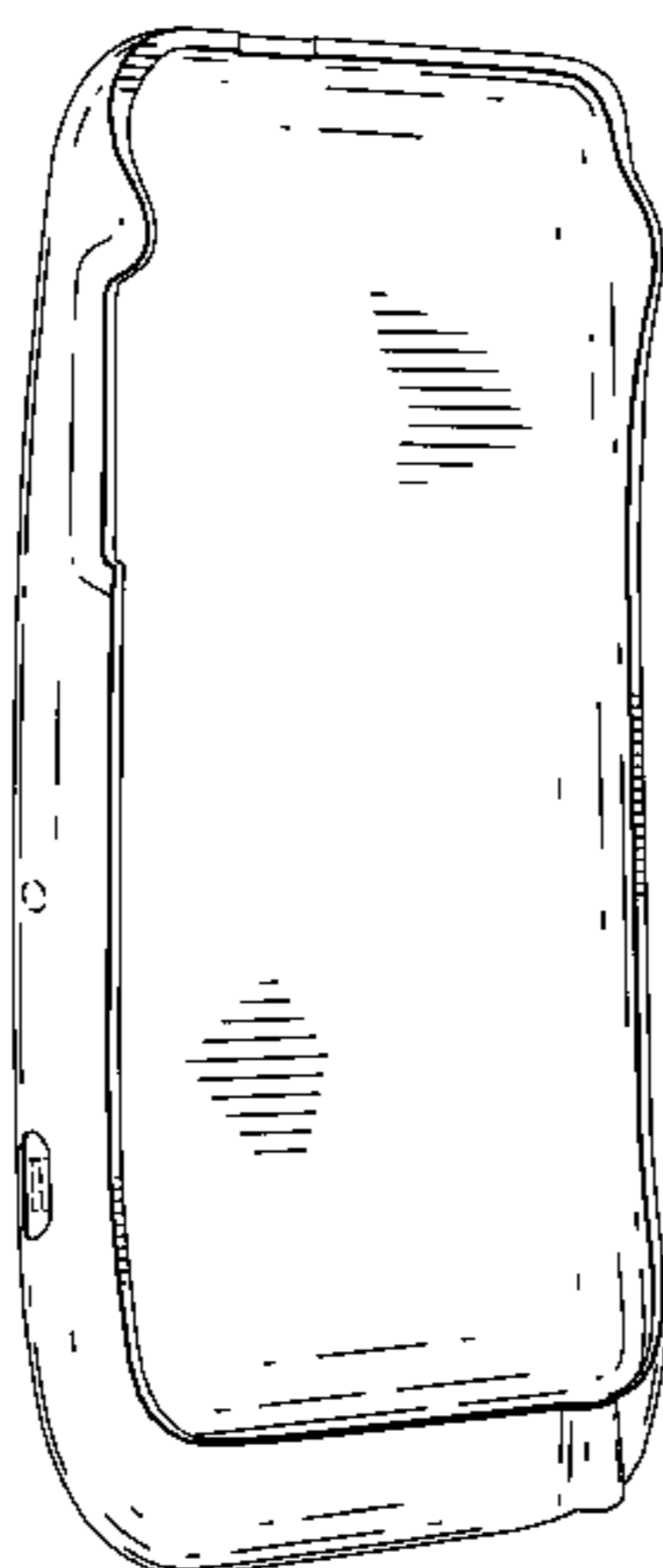
Primary Examiner — Carla Wright

(57) **CLAIM**

The ornamental design for a cellular communications device with side data port, substantially as shown and described.

DESCRIPTION

The following applications are related by subject matter to this application, each of which is assigned or under obligation of assignment to the same entity as this application, and all of which were filed on even date herewith: application Ser. No. 29/367,505, Cellular Communications Device; application Ser. No. 29/367,507, Cellular Communications Device with



Wrap-In Flaps; application Ser. No. 29/367,508, Cellular Communications Device with Reset Button; application Ser. No. 29/367,510, Cellular Communications Device with Bottom Data Port; application Ser. No. 29/367,502, Cellular Communications Device with Side Slot; application Ser. No. 29/367,498, Cellular Communications Device with Rear Power Button; application Ser. No. 29/367,501, Cellular Communications Device with Elongated Bottom; and application Ser. No. 29/367,511, Cellular Communications Device with Multiple Bottom Data Ports.

FIG. 1 is a front perspective view of a cellular communications device with side data port of the present invention;

FIG. 2 is a front perspective view thereof;

FIG. 3 is a right-side elevation view thereof;

FIG. 4 is a left-side elevation view thereof;

FIG. 5 is a front elevation view thereof;

FIG. 6 is a back elevation view thereof;

FIG. 7 is a bottom view thereof; and,

FIG. 8 is a top view thereof.

The broken lines that are shown only in FIG. 1 depict an unclaimed electronic device and an unclaimed arrow. All other broken lines, shown in FIGS. 1-3 and 6-7, depict unclaimed portions of the cellular communications device with side data port.

1 Claim, 4 Drawing Sheets




FIG. 1

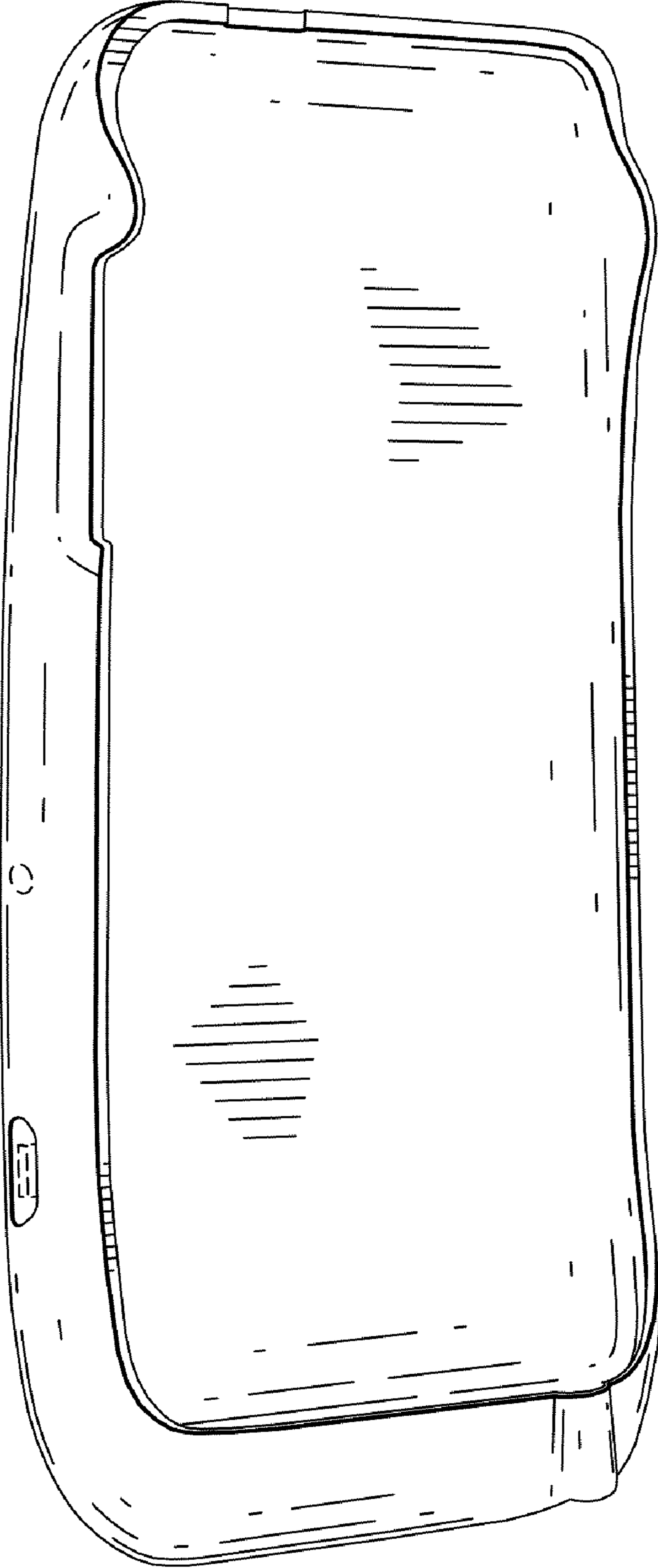


FIG. 2

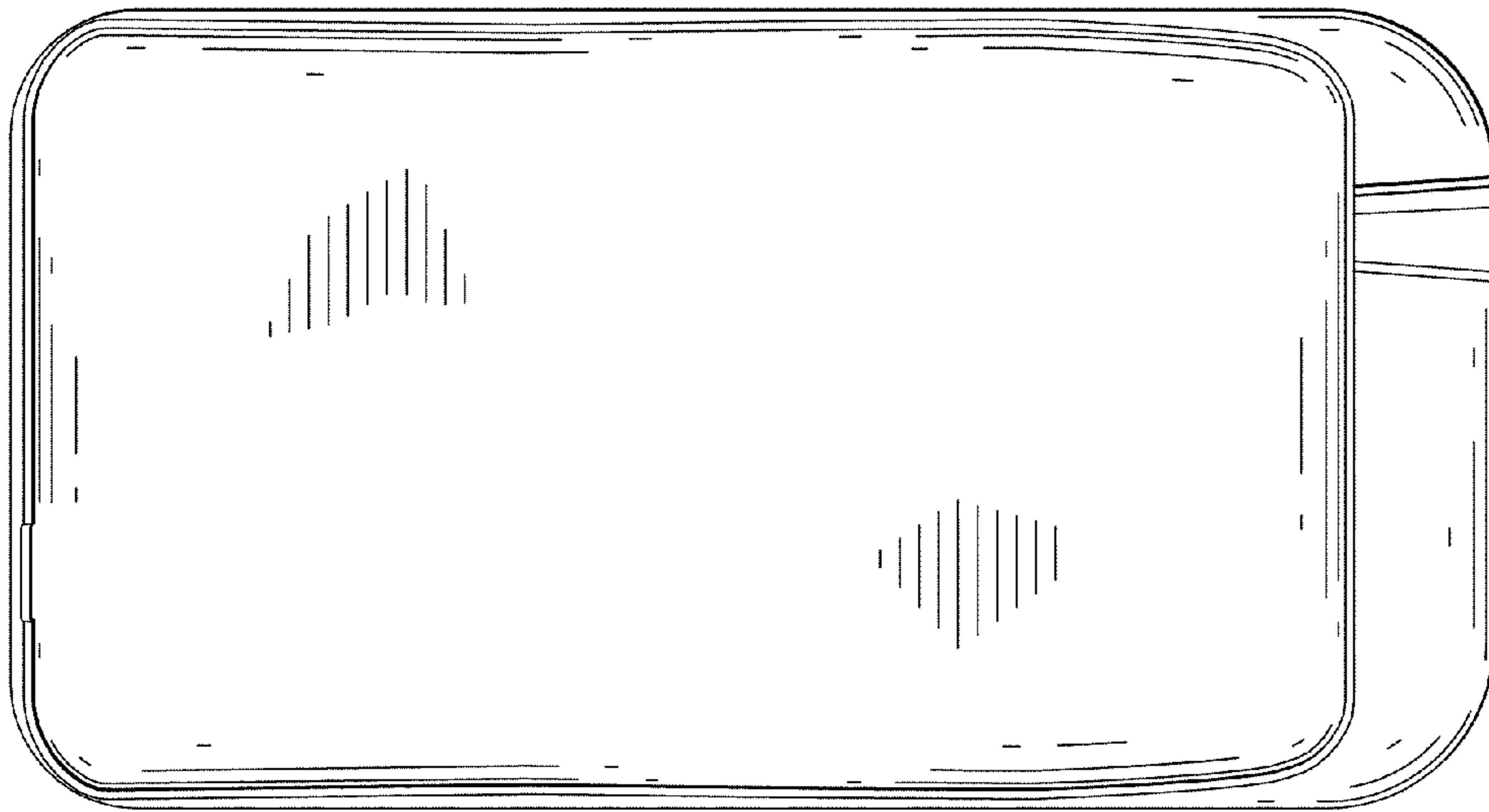


FIG. 5




FIG. 4

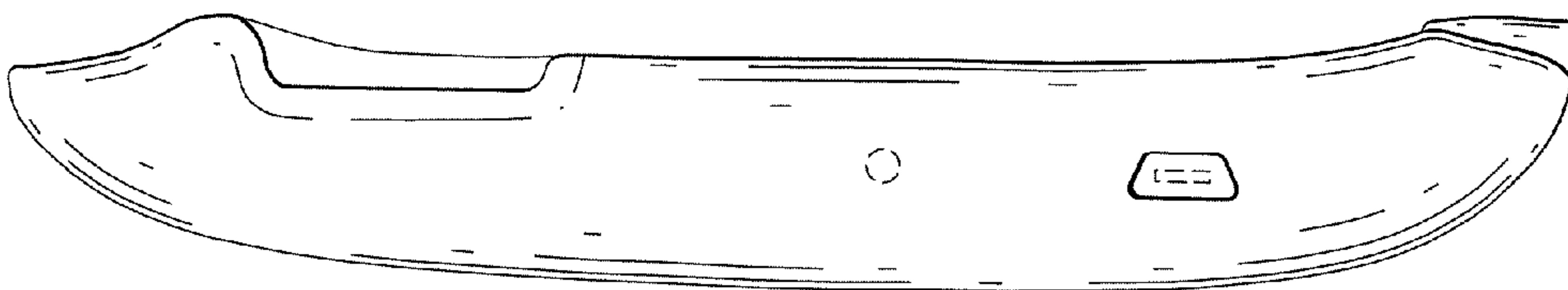


FIG. 3

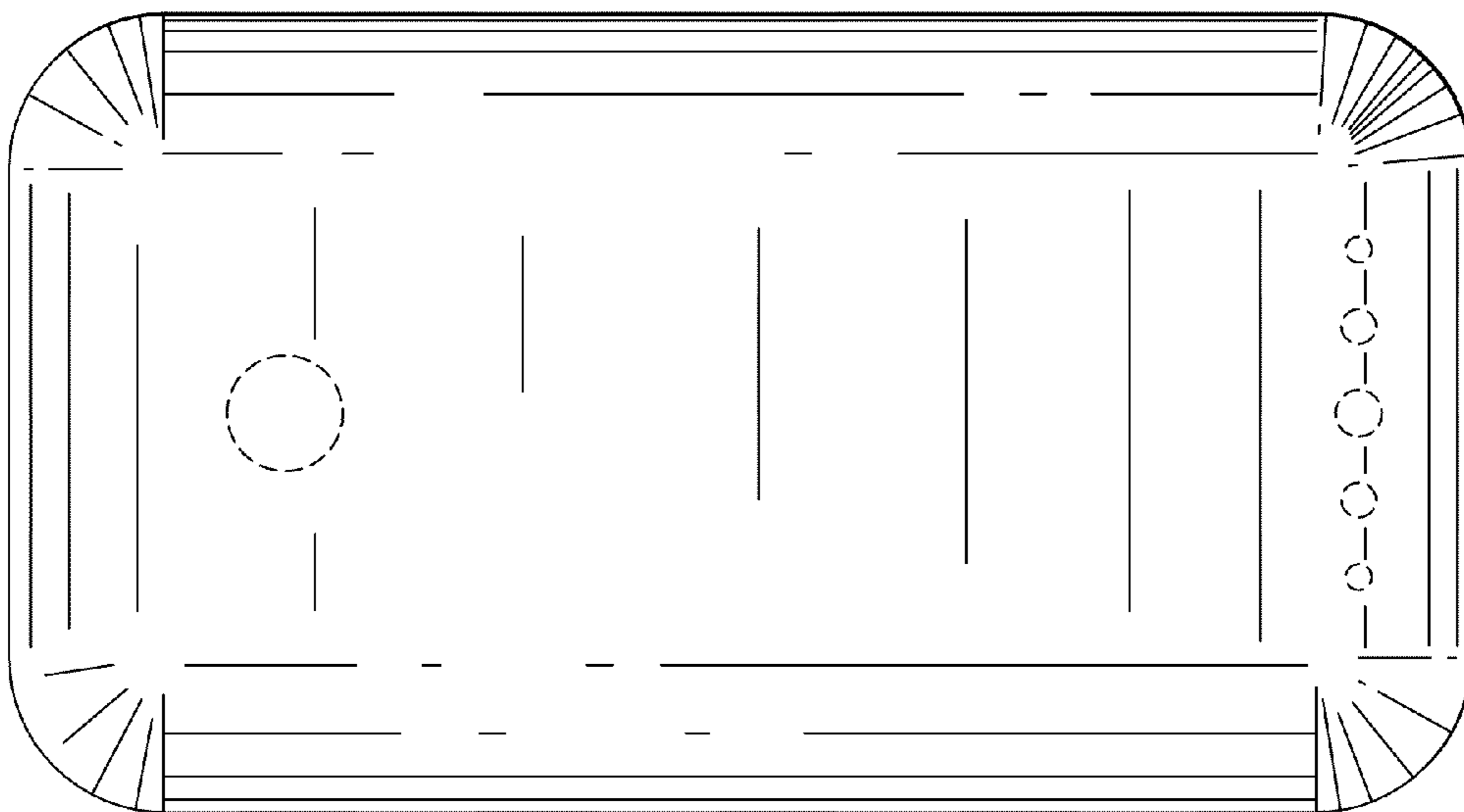


FIG. 6

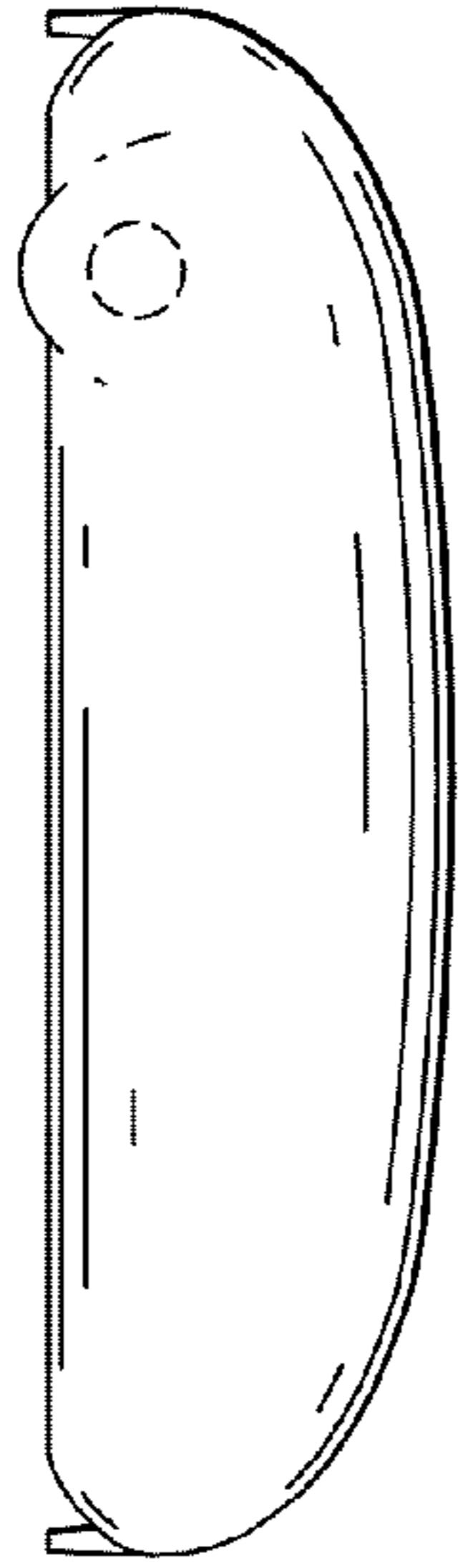


FIG. 7

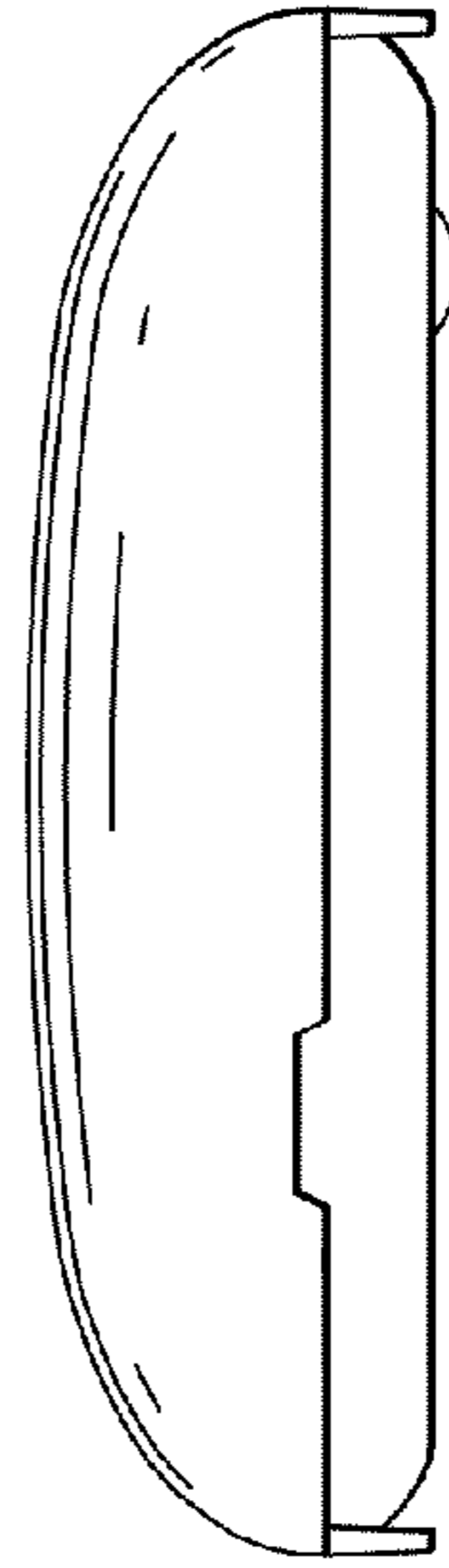


FIG. 8