



US00D656912S

(12) **United States Design Patent**
Lee et al.

(10) **Patent No.:** **US D656,912 S**
(45) **Date of Patent:** **** Apr. 3, 2012**

(54) **LCD TELEVISION RECEIVER**

(56) **References Cited**

(75) Inventors: **Yong Ho Lee**, Seoul (KR); **Sang Won Yoon**, Seoul (KR); **A Reum Kwon**, Seoul (KR)

U.S. PATENT DOCUMENTS

| | | | | |
|--------------|--------|-------------|-------|---------|
| D608,314 S * | 1/2010 | Boo et al. | | D14/126 |
| D618,640 S * | 6/2010 | Won et al. | | D14/126 |
| D622,233 S * | 8/2010 | Shin et al. | | D14/126 |
| D622,234 S * | 8/2010 | Kim et al. | | D14/126 |
| D624,512 S * | 9/2010 | Kim et al. | | D14/126 |
| D642,147 S * | 7/2011 | Won et al. | | D14/126 |
| D642,148 S * | 7/2011 | Kwon et al. | | D14/126 |
| D643,003 S * | 8/2011 | Ryu et al. | | D14/126 |
| D643,389 S * | 8/2011 | Lee et al. | | D14/126 |

(73) Assignee: **LG Electronics, Inc.**, Seoul (KR)

(**) Term: **14 Years**

(21) Appl. No.: **29/363,123**

* cited by examiner

(22) Filed: **Jun. 4, 2010**

Primary Examiner — Raphael Barkai

(30) **Foreign Application Priority Data**

(74) *Attorney, Agent, or Firm* — Morgan, Lewis & Bockius LLP

Dec. 4, 2009 (KR) 30-2009-0053583

(51) **LOC (9) Cl.** **14-03**

(57) **CLAIM**

We claim the ornamental design for an LCD television receiver, as shown and described.

(52) **U.S. Cl.** **D14/126**

DESCRIPTION

(58) **Field of Classification Search** D14/125-134, D14/239, 371, 136, 374-377, 440, 450, 448, D14/336, 342; 312/7.2; 348/836, 838, 180, 348/184, 325, 739; 341/12; 248/917-924, 248/465; 345/104, 133, 156, 168, 87, 173; 720/605, 669, 600, 655; 369/99, 197; 455/344, 455/347; D21/329, 515, 577, 622, 333, 433, D21/448, 452, 450, 331; D6/477, 479, 300; 273/148 B; 446/484, 175, 356; D10/15, D10/26

FIG. 1 is a perspective view of an LCD television receiver showing my new design;
FIG. 2 is a front elevation view thereof;
FIG. 3 is a rear elevation view thereof;
FIG. 4 is a left-side elevation view thereof;
FIG. 5 is a right-side elevation view thereof;
FIG. 6 is a top plan view thereof; and,
FIG. 7 is a bottom plan view thereof.

See application file for complete search history.

1 Claim, 5 Drawing Sheets




FIG. 1

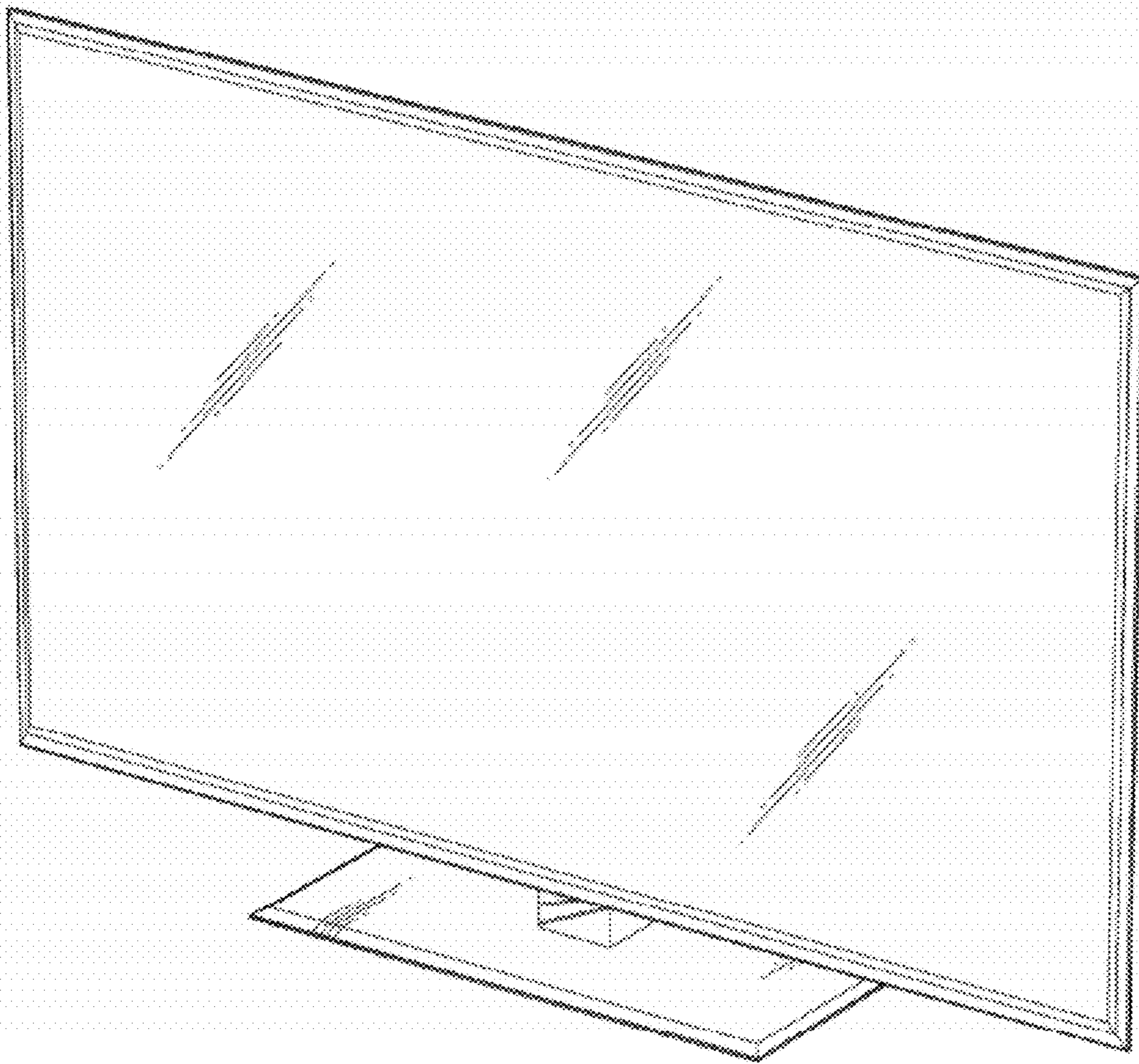


FIG. 2

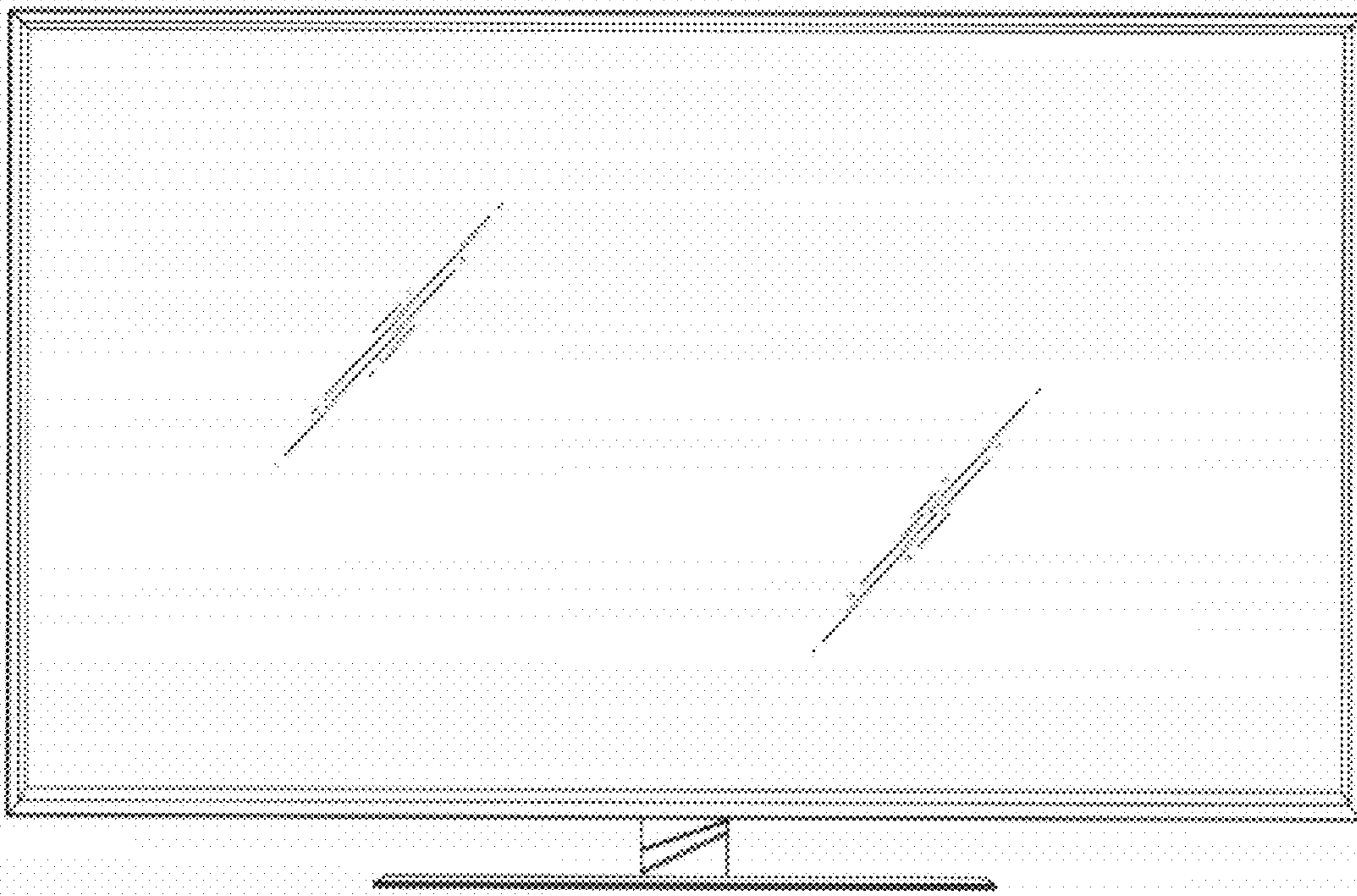


FIG. 3

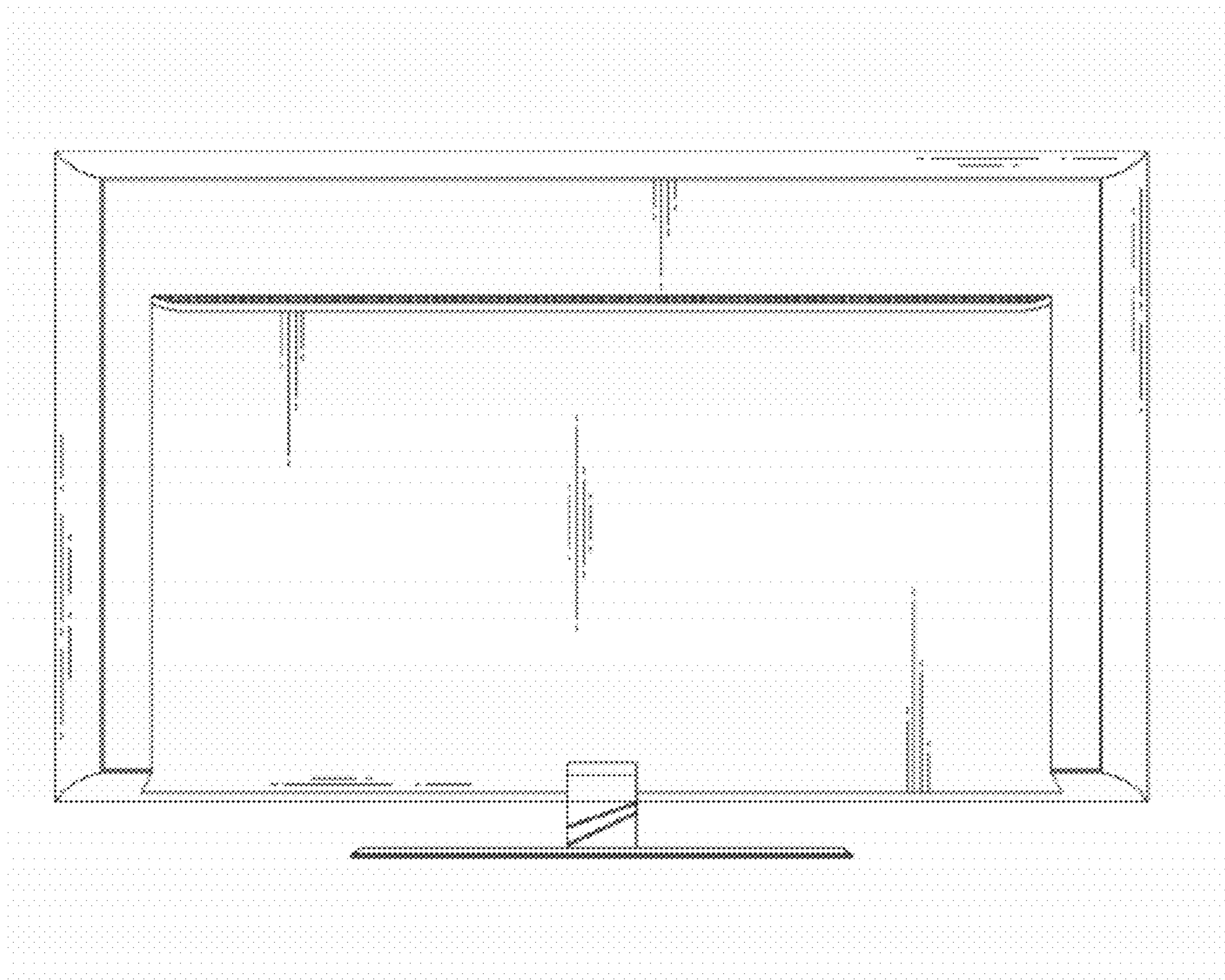


FIG. 4

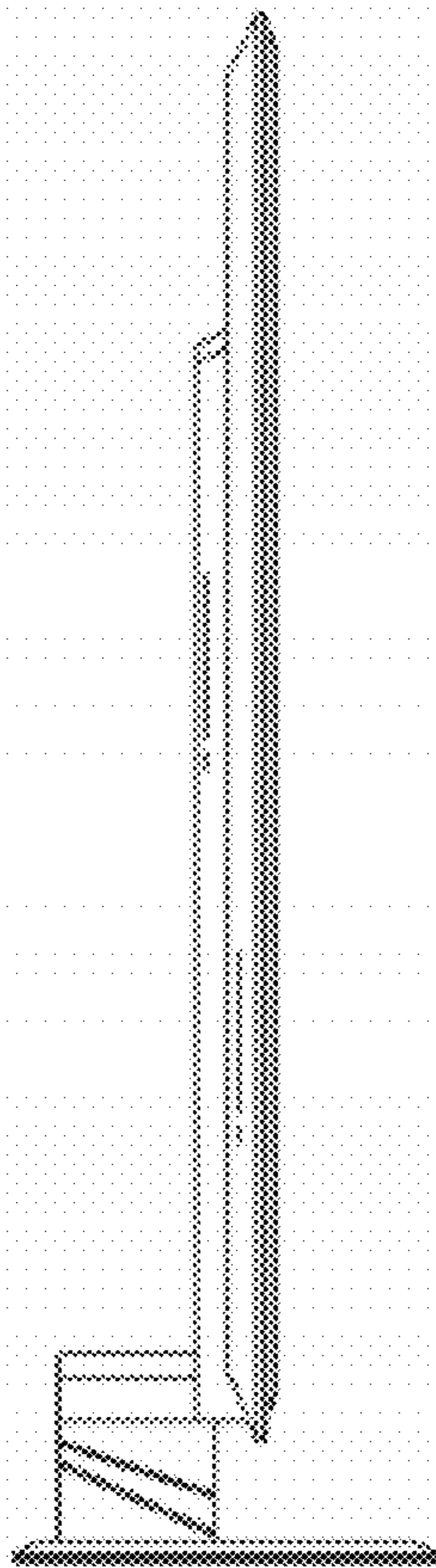


FIG. 5

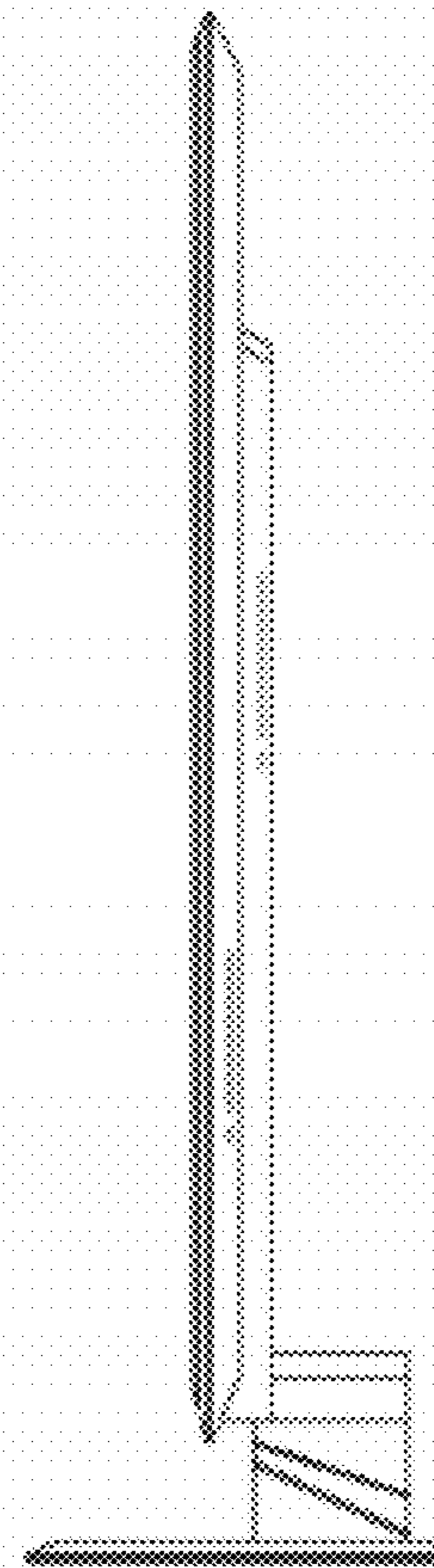


FIG. 6

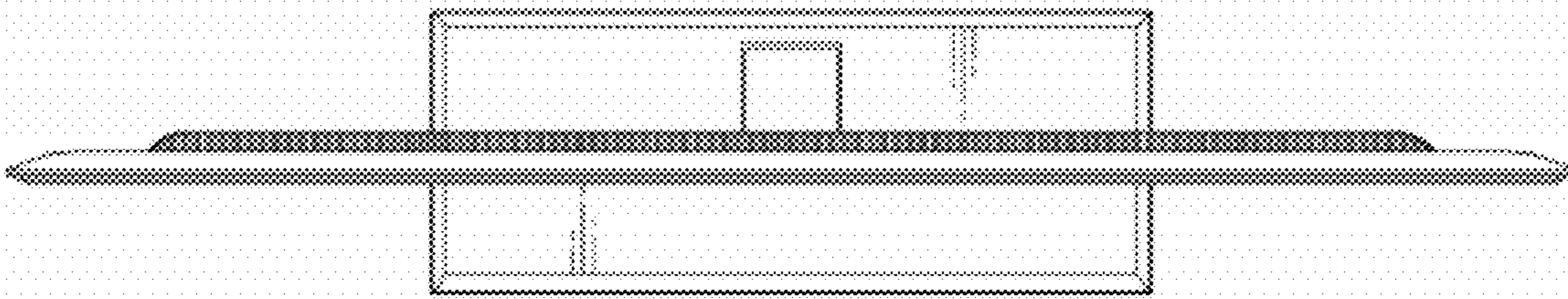


FIG. 7

