



US00D656906S

(12) **United States Design Patent**
Leung

(10) **Patent No.:** **US D656,906 S**
(45) **Date of Patent:** **** Apr. 3, 2012**

(54) **LED PACKAGE**

DESCRIPTION

- (75) Inventor: **Chi-Wing Leung**, Hong Kong (CN)
- (73) Assignee: **Cree Hong Kong Limited**, Hong Kong Science Park (HK)
- (**) Term: **14 Years**
- (21) Appl. No.: **29/380,636**
- (22) Filed: **Dec. 8, 2010**

Related U.S. Application Data

- (62) Division of application No. 29/294,459, filed on Jan. 10, 2008, now Pat. No. Des. 634,863.
- (51) **LOC (9) Cl.** **13-03**
- (52) **U.S. Cl.** **D13/180; D26/1**
- (58) **Field of Classification Search** D26/1-4; 313/313, 315, 316, 317, 318, 493; 315/52, 315/53, 56, 57, 58
See application file for complete search history.

(56) **References Cited**

U.S. PATENT DOCUMENTS

3,760,237 A 9/1973 Jaffe 257/98
(Continued)

FOREIGN PATENT DOCUMENTS

CN 1581527 A 2/2005
(Continued)

OTHER PUBLICATIONS

Office Action from U.S. Appl. No. 29/294,459, dated: Apr. 2, 2010.
(Continued)

Primary Examiner — Marcus Jackson

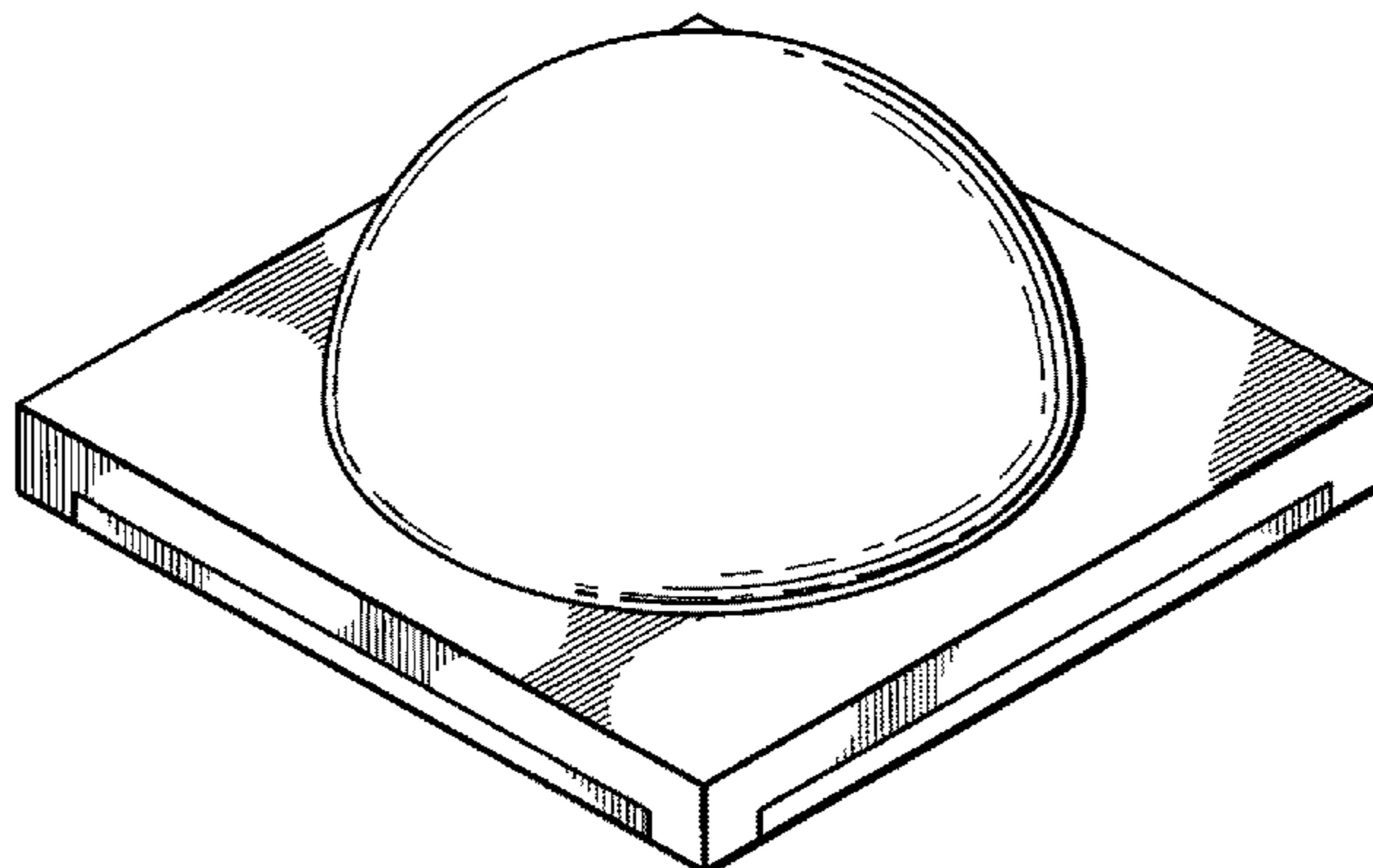
(74) *Attorney, Agent, or Firm* — Koppel, Patrick, Heybl & Philpott

(57) **CLAIM**

The ornamental design for an LED package, as shown and described.

FIG. 1 is a perspective view of one embodiment of an LED package showing my design;
 FIG. 2 is a top plan view of the LED package shown in FIG. 1;
 FIG. 3 is a bottom plan view of the LED package shown in FIG. 1;
 FIG. 4 is a front elevation view of the LED package shown in FIG. 1, with the back and both side elevation views being substantially similar;
 FIG. 5 is a perspective view of another embodiment of an LED package showing my design;
 FIG. 6 is a top plan view of the LED package shown in FIG. 5;
 FIG. 7 is a bottom plan view of the LED package shown in FIG. 5;
 FIG. 8 is a front elevation view of the LED package shown in FIG. 5, with the back and both side elevation views being substantially similar;
 FIG. 9 is a perspective view of another embodiment of an LED package showing my design;
 FIG. 10 is a top plan view of the LED package shown in FIG. 9;
 FIG. 11 is a bottom plan view of the LED package shown in FIG. 9;
 FIG. 12 is a front elevation view of the LED package shown in FIG. 9, with the back and both side elevation views being substantially similar;
 FIG. 13 is a top plan view of one component of the LED package shown in FIG. 9;
 FIG. 14 is a bottom plan view of one component of the LED package shown in FIG. 9;
 FIG. 15 is a perspective view of another embodiment of an LED package showing my design;
 FIG. 16 is a top plan view of the LED package shown in FIG. 15;
 FIG. 17 is a bottom plan view of the LED package shown in FIG. 15; and,
 FIG. 18 is a front elevation view of the LED package shown in FIG. 15, with the back and both side elevation views being substantially similar.
 The broken lines in any of FIGS. 1-18 are for illustrative purposes only and form no part of the claimed design.

1 Claim, 5 Drawing Sheets



US D656,906 S

Page 2

U.S. PATENT DOCUMENTS

4,307,297	A	12/1981	Groff	
4,511,425	A	4/1985	Boyd	156/493
5,040,868	A	8/1991	Waitl	
5,130,761	A	7/1992	Tanaka	357/17
5,167,556	A	12/1992	Stein	
5,351,106	A	9/1994	Lesko	335/83
5,703,401	A	12/1997	Van de Water	
5,706,177	A	1/1998	Nather	
5,790,298	A	8/1998	Tonar	359/267
5,813,753	A	9/1998	Vriens et al.	362/293
5,907,151	A	5/1999	Gramann	
5,959,316	A	9/1999	Lowery	257/98
6,061,160	A	5/2000	Maruyama	359/152
6,066,861	A	5/2000	Hohn et al.	
6,183,100	B1	2/2001	Suckow et al.	362/35
6,224,216	B1	5/2001	Parker et al.	353/31
6,259,608	B1	7/2001	Berardinelli et al.	
6,274,924	B1	8/2001	Carey et al.	257/676
6,296,367	B1	10/2001	Parsons et al.	362/183
6,359,236	B1	3/2002	DiStefano et al.	
6,376,902	B1	4/2002	Arndt	257/678
6,454,437	B1	9/2002	Kelly	362/246
6,469,321	B2	10/2002	Arndt	
6,480,389	B1	11/2002	Shie et al.	361/707
6,517,218	B2	2/2003	Hochstein	362/294
6,573,580	B2	6/2003	Arndt	
6,610,563	B1	8/2003	Waitl	
6,614,058	B2	9/2003	Lin et al.	
6,624,491	B2	9/2003	Waitl et al.	
6,680,490	B2	1/2004	Yasukawa et al.	
6,686,609	B1	2/2004	Sung	
6,707,069	B2	3/2004	Song et al.	257/79
6,710,373	B2	3/2004	Wang	
6,759,733	B2	7/2004	Arndt	
6,770,498	B2	8/2004	Hsu	438/26
6,774,401	B2	8/2004	Nakada et al.	
6,858,879	B2	2/2005	Waitl	
6,872,585	B2	3/2005	Matsumura et al.	
6,876,149	B2	4/2005	Miyashita	
6,900,511	B2	5/2005	Ruhnau et al.	
6,911,678	B2	6/2005	Fujisawa et al.	
6,914,268	B2	7/2005	Shei	257/99
6,919,586	B2	7/2005	Fujii	
6,940,704	B2	9/2005	Stallions	
6,946,714	B2	9/2005	Waitl	
6,975,011	B2	12/2005	Arndt	
6,995,510	B2	2/2006	Murakami et al.	
7,021,797	B2	4/2006	Minano et al.	362/355
7,064,907	B2	6/2006	Kaneko	
7,066,626	B2	6/2006	Omata	
7,102,213	B2	9/2006	Sorg	
7,119,422	B2	10/2006	Chin	257/666
7,161,189	B2	1/2007	Wu	257/98
7,224,000	B2	5/2007	Aanegola et al.	257/98
7,285,802	B2	10/2007	Ouderkirk et al.	257/98
D572,210	S	7/2008	Lee	D13/180
D572,670	S	7/2008	Ono et al.	D13/180
D576,574	S	9/2008	Kobayakawa	D13/180
D591,697	S	5/2009	Andrews et al.	D13/182
D593,224	S	5/2009	Hanley	D26/2
D598,579	S	8/2009	Hanley	D26/1
D615,504	S	5/2010	Keller et al.	D13/180
D634,863	S *	3/2011	Leung	D26/1
2002/0021085	A1	2/2002	Ng	
2002/0061174	A1	5/2002	Hurt et al.	
2002/0123163	A1	9/2002	Fujii	
2002/0163001	A1	11/2002	Shaddock	
2002/0171911	A1	11/2002	Maegawa	
2002/0195935	A1	12/2002	Jager	
2003/0116769	A1	6/2003	Song et al.	
2003/0183852	A1	10/2003	Takenaka	
2004/0041222	A1	3/2004	Loh	
2004/0047151	A1	3/2004	Bogner et al.	
2004/0079957	A1	4/2004	Andrews et al.	
2004/0080939	A1	4/2004	Braddell et al.	
2004/0126913	A1	7/2004	Loh	
2004/0227149	A1	11/2004	Ibbetson	
2004/0232435	A1	11/2004	Hofer	

2005/0023548	A1	2/2005	Bhat	
2005/0072981	A1	4/2005	Suenaga	
2005/0077535	A1	4/2005	Li	
2005/0093005	A1	5/2005	Ruhnau	
2005/0117320	A1	6/2005	Leu et al.	
2005/0127377	A1	6/2005	Arndt	
2005/0135105	A1	6/2005	Teixeira et al.	
2005/0152127	A1	7/2005	Kamiya et al.	
2005/0179376	A1	8/2005	Fung et al.	
2006/0022212	A1	2/2006	Waitl	
2006/0049477	A1	3/2006	Arndt	
2006/0102917	A1	5/2006	Oyama et al.	
2006/0108594	A1	5/2006	Iwasaki et al.	
2006/0133044	A1	6/2006	Kim et al.	
2006/0157828	A1	7/2006	Sorg	
2006/0220046	A1	10/2006	Yu et al.	
2007/0046176	A1	3/2007	Bukesov et al.	
2007/0109779	A1	5/2007	Sekiguchi et al.	
2007/0170449	A1	7/2007	Anandan	
2007/0269586	A1	11/2007	Leatherdale	
2008/0013319	A1	1/2008	Pei et al.	
2008/0074032	A1	3/2008	Yano et al.	
2008/0121921	A1	5/2008	Loh et al.	
2008/0186702	A1	8/2008	Camras et al.	
2008/0191232	A1	8/2008	Lee et al.	
2008/0303052	A1	12/2008	Lee et al.	
2009/0050908	A1	2/2009	Yuan et al.	
2009/0072251	A1	3/2009	Chan et al.	
2009/0129085	A1	5/2009	Aizar et al.	
2009/0189178	A1	7/2009	Kim et al.	
2009/0283781	A1	11/2009	Chan et al.	

FOREIGN PATENT DOCUMENTS

CN	1679168	A	5/2005
CN	1744335	A	3/2006
CN	1801498	A	7/2006
CN	101061590	A	10/2007
CN	101360368		2/2009
EP	1005085	A2	5/2000
EP	1187226	A1	3/2002
EP	1187227		3/2002
EP	1187228		3/2002
EP	1521313		4/2005
GB	2420221	A	5/2006
JP	53-118019		10/1978
JP	59-027559		2/1984
JP	61-048951		3/1986
JP	7-202271	A	8/1995
JP	8139257		5/1996
JP	11167805	A	6/1999
JP	2000-188358		7/2000
JP	2000223752		8/2000
JP	2001-168400		6/2001
JP	2002-223005		8/2002
JP	2003-197974		7/2003
JP	2003-264267		9/2003
JP	2004-111937	A	4/2004
JP	2004-200236		7/2004
JP	2005-019838		1/2005
JP	2005-079167		3/2005
JP	2005-310935		11/2005
JP	2006-119357		5/2006
JP	2007-094088		4/2007
JP	2007-165029		6/2007
WO	WO9931737		6/1999
WO	WO0217405		2/2002
WO	WO2004027882		4/2004
WO	WO2004044877		5/2004
WO	WO 2004/053933	A2	6/2004
WO	WO2005043627	A1	5/2005
WO	WO2005104247		11/2005
WO	WO2006054228	A3	5/2006

OTHER PUBLICATIONS

Response to Office Action, U.S. Appl. No. 29/294,459, dated: May 3, 2010.
 Office Action from U.S. Appl. No. 11/149,998, dated: May 18, 2010.
 Office Action from U.S. Appl. No. 12/321,059, dated: May 17, 2010.

Office Action from U.S. Appl. No. 12/069,827, dated: Apr. 20, 2010.
Office Action from U.S. Appl. No. 12/152,766, dated: Mar. 12, 2010.
Response to Office Action, U.S. Appl. No. 12/154,691, dated: May 17, 2010.
Office Action from U.S. Appl. No. 12/154,691, dated: Dec. 17, 2009.
Response to Office Action, U.S. Appl. No. 11/149,998, dated: Jun. 10, 2010.
Office Action from U.S. Appl. No. 11/149,998, dated: Nov. 20, 2009.
Notice of Allowance for U.S. Appl. No. 29/294,459, dated: Aug. 31, 2010.
International Search Report, International Application No. PCT/CN2008/070298, mailed Jun. 26, 2008.
International Search Report for PCT/CN2009/074800, mailed Feb. 25, 2010.
JP 2001 060072A , Abstract, Matsushita Electric Ind. Co Ltd., Mar. 6, 2001.
Office Action from related China Application No. 200710142310.7, dated: Dec. 11, 2009.
Nichia Corp. White LED Part No. NSPW300BS, Specification for Nichia White LED , Model NSPW300BS., Jan. 14, 2004.
Nichia Corp., White LED Part No. NSPW312BS, Specification for Nichia White LED, Model NSPW312BS. Jan. 14, 2004.
Kim J.K et al. "Strongly Enhanced Phosphor Efficiency in GaInN White Light-Emitting Diodes Using Remote Phosphor Configuration and Diffuse Reflector Cup" Japanese Journal of Applied Physics, Japan Society of Applied Physics, Tokyo, JP, vol. 44, No. 20-23, Jan. 1, 2005 XP-001236966, pp. 649-651.
Preliminary Notice of Reasons for Refusal re related Japanese Application No. 2009-002857, dated: Jul. 24, 2009.
Preliminary Notice of Reasons for Refusal re related Japanese Application No. 2009-002857, dated: Apr. 24, 2009, pp. 1-2.
Declaration of Gerald Negley under 37 C.F.R. § 1.132, dated: Aug. 20, 2009.
Declaration of Charles Swoboda under 37 C.F.R. § 1.132, dated: Aug. 19, 2009.
Office Action, in related U.S. Appl. No. 12/002,410, dated: Apr. 26, 2011.
Office Action in related U.S. Appl. No. 12/002,410, dated: May 25, 2010.
Office Action in related U.S. Appl. No. 12/002,410, dated: Dec. 13, 2010.
Office Action in related U.S. Appl. No. 11/149,998, dated: May 11, 2011.
Office Action in related U.S. Appl. No. 11/149,998, dated: Aug. 27, 2010.
Office Action in related U.S. Appl. No. 11/149,998, dated: Jan. 24, 2011.
Office Action in related U.S. Appl. No. 11/149,998, dated: Nov. 20, 2009.
Response to OA in related U.S. Appl. No. 11/149,998, dated: Nov. 20, 2009, Response filed: Feb. 22, 2010.

Office Action in related U.S. Appl. No. 11/149,998, dated: May 18, 2010.
Office Action in related U.S. Appl. No. 12/291,293, dated: May 27, 2010.
Office Action in related U.S. Appl. No. 12/291,293, dated: Sep. 3, 2010.
Office Action in related U.S. Appl. No. 12/291,293, dated: Mar. 1, 2011.
Office Action in related U.S. Appl. No. 11/496,922, dated: Jun. 10, 2010.
Office Action in related U.S. Appl. No. 11/496,922, dated: Dec. 15, 2010.
Office Action in related U.S. Appl. No. 12/152,766, dated: Oct. 7, 2010.
Office Action in related U.S. Appl. No. 12/152,766, dated: Apr. 1, 2011.
Office Action in related U.S. Appl. No. 12/152,766, dated: Mar. 12, 2010.
Office Action in related U.S. Appl. No. 11/465,120, dated: Sep. 8, 2010.
Office Action in related U.S. Appl. No. 11/465,120, dated: Dec. 13, 2010.
Office Action in related U.S. Appl. No. 11/465,120, dated: Mar. 9, 2010.
Office Action in related U.S. Appl. No. 12/635,818, dated: Oct. 14, 2010.
Office Action in related U.S. Appl. No. 12/695,978, dated: Dec. 20, 2010.
Office Action in related U.S. Appl. No. 12/695,978, dated: May 10, 2011.
Office Action in related U.S. Appl. No. 12/069,827, dated: Oct. 29, 2010.
Office Action in related U.S. Appl. No. 12/069,827, dated: Apr. 20, 2010.
Office Action in related U.S. Appl. No. 12/069,827, dated: Jan. 27, 2011.
Office Action in related U.S. Appl. No. 12/154,691, dated: Dec. 17, 2009.
Response to OA in related U.S. Appl. No. 12/154,691, dated: Dec. 17, 2009, Response filed: May 17, 2010.
Office Action in related U.S. Appl. No. 12/321,059, dated: May 17, 2010.
Notice of Reasons for Rejection for Japanese Patent Application No. 2007-211901 dated Apr. 14, 2011.
Notice of Reasons for Rejection for Japanese Patent Application No. JP 2008-515699 dated May 19, 2011.
Notice of Reasons for Rejection for Japanese Patent Application No. JP 2009-507195 dated Jun. 10, 2011.
Cree® XLAMP® MC-E LEDS Product Info Sheets, pp. 1-3.
Nichia Corporation LEDS, Models NSSM016G, NSSM227, NESM026X, NSSM026BB, NESM005A, 9 Pages.

* cited by examiner

FIG. 1

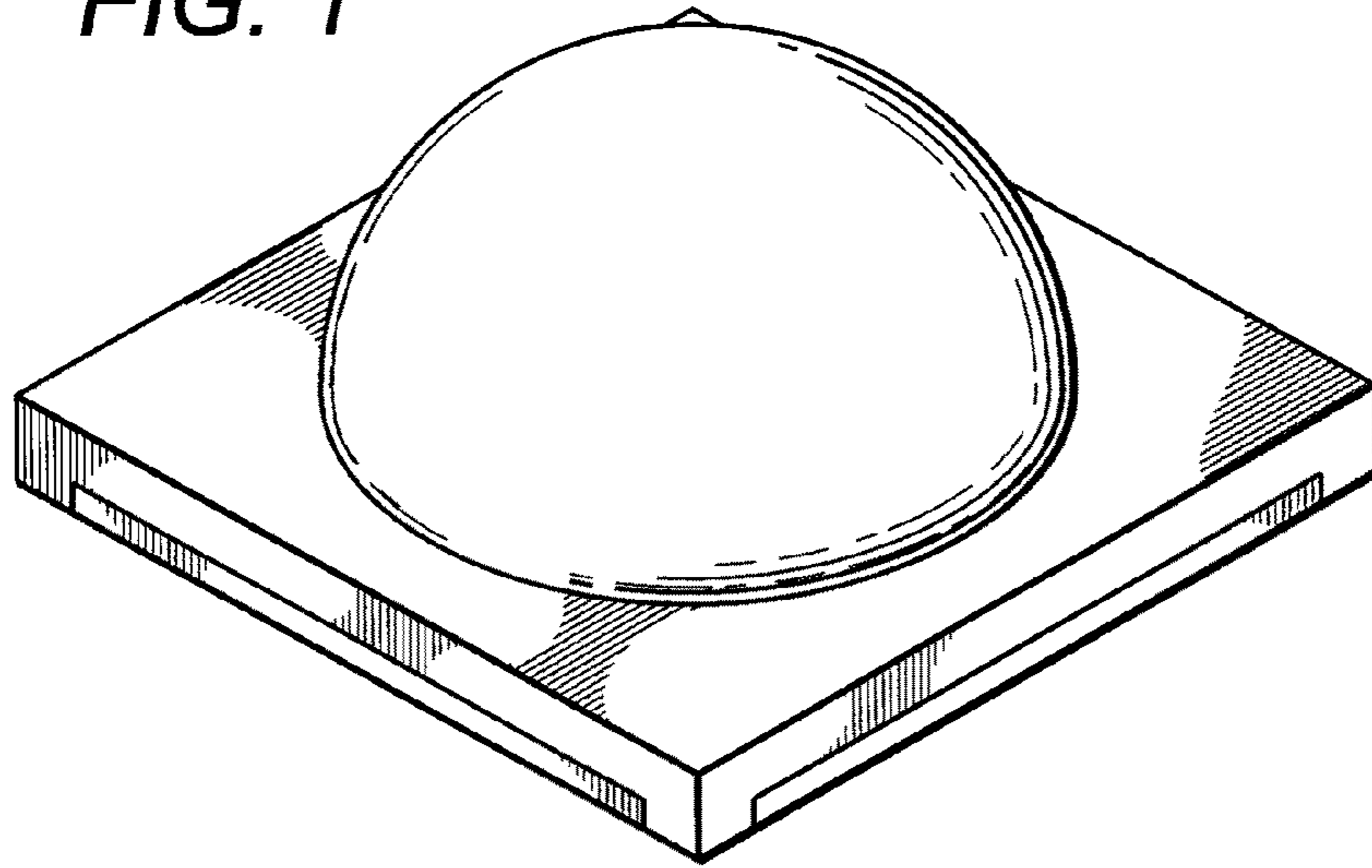


FIG. 2

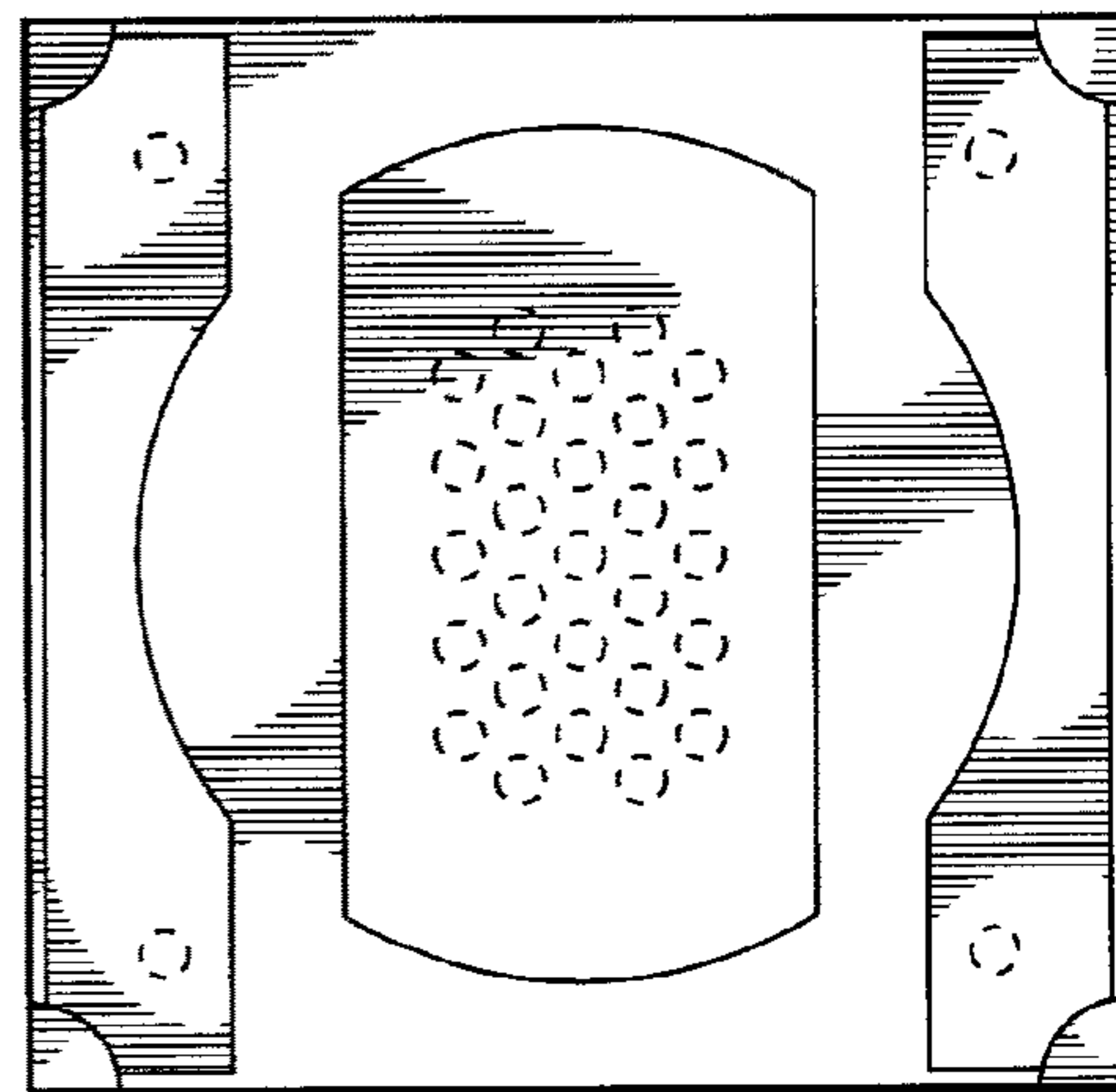
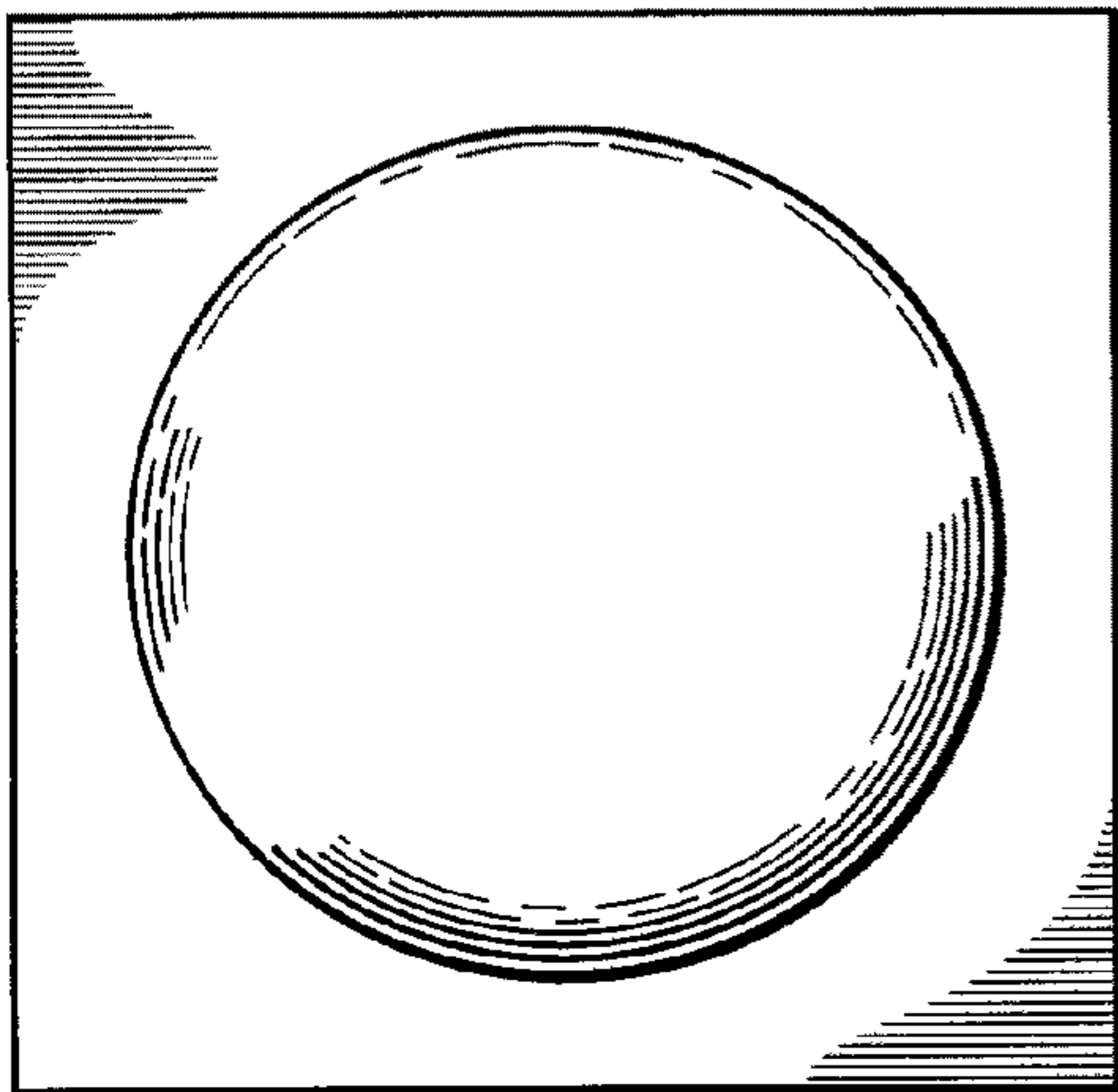


FIG. 3

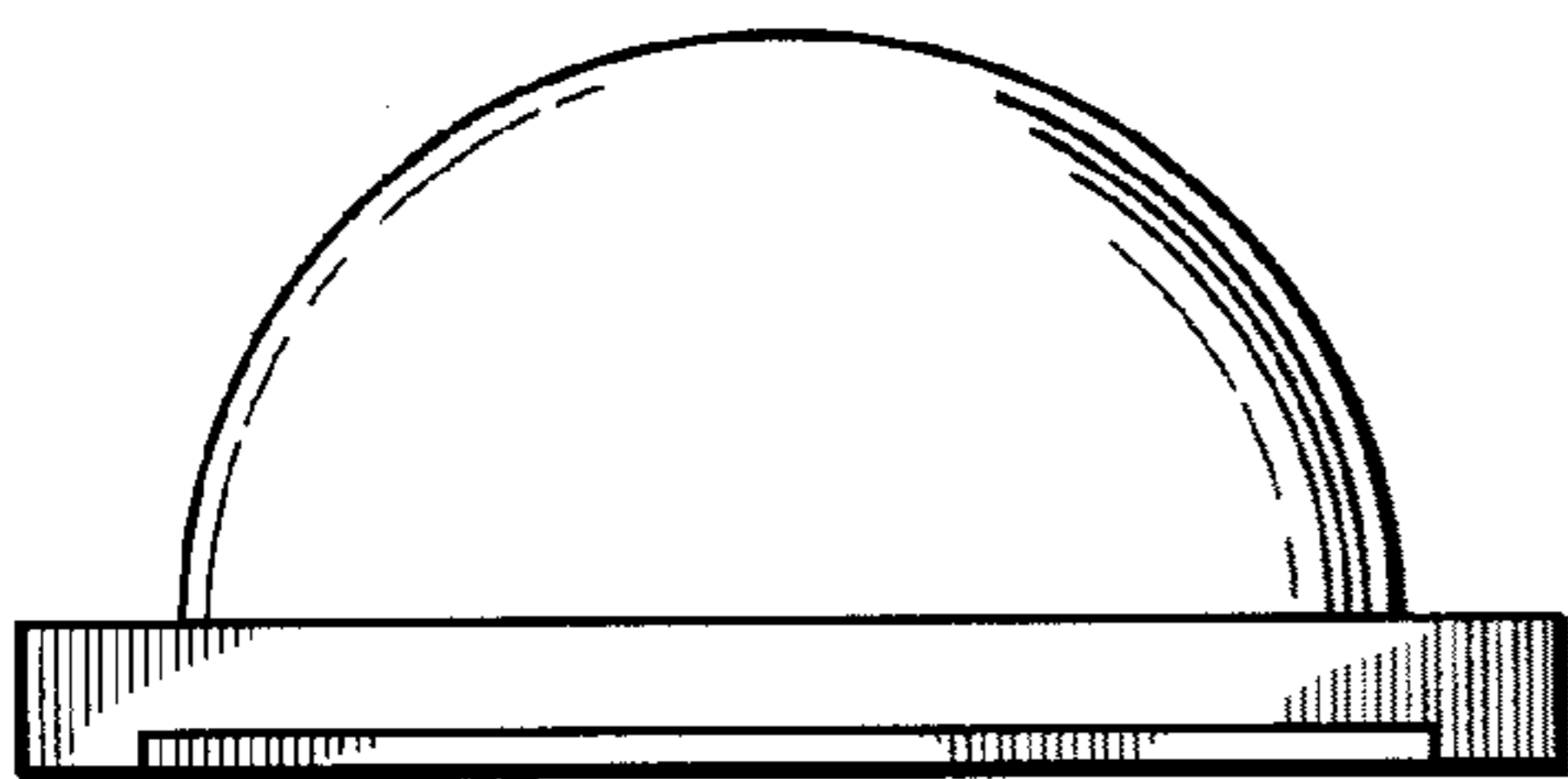


FIG. 4

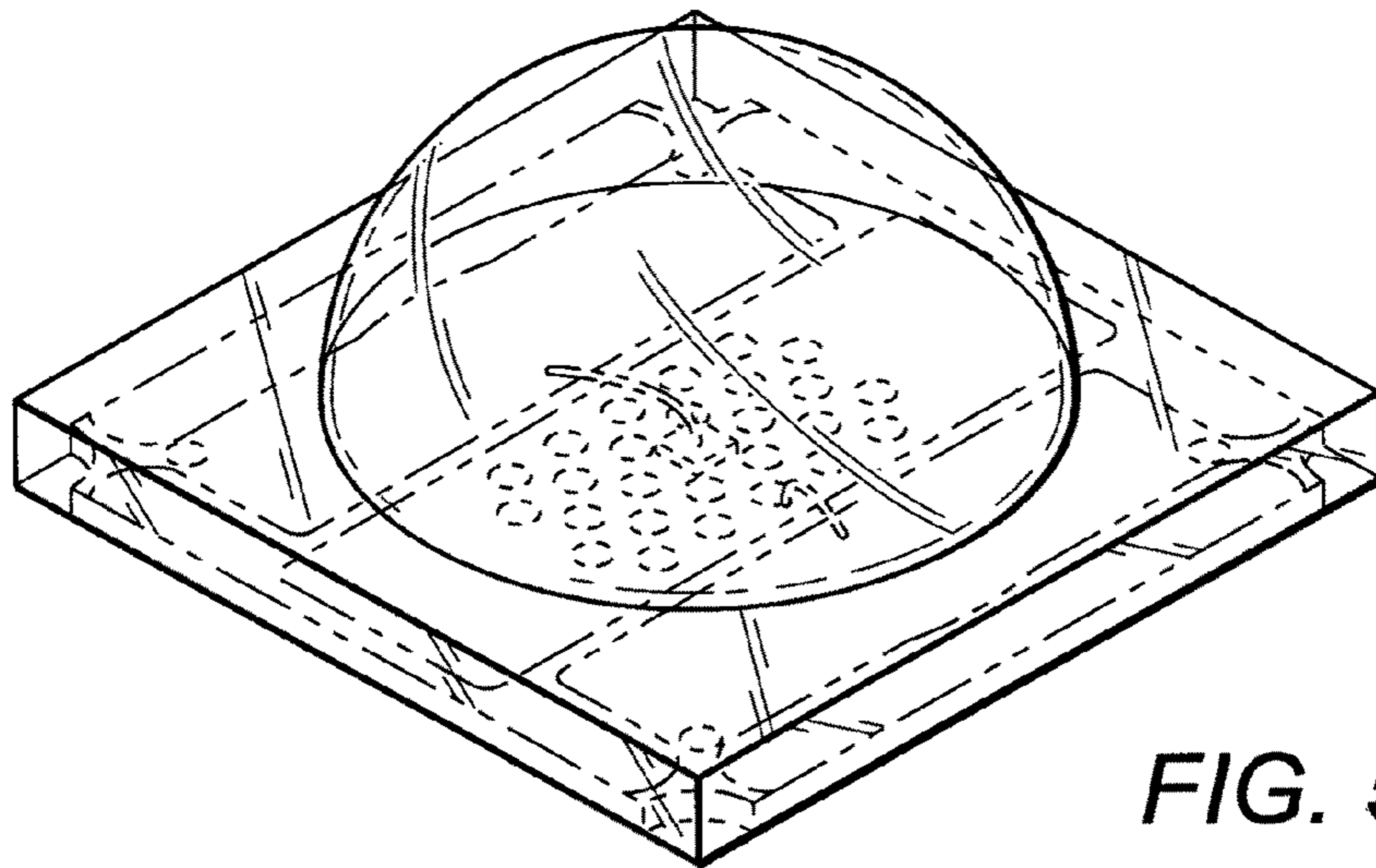


FIG. 5

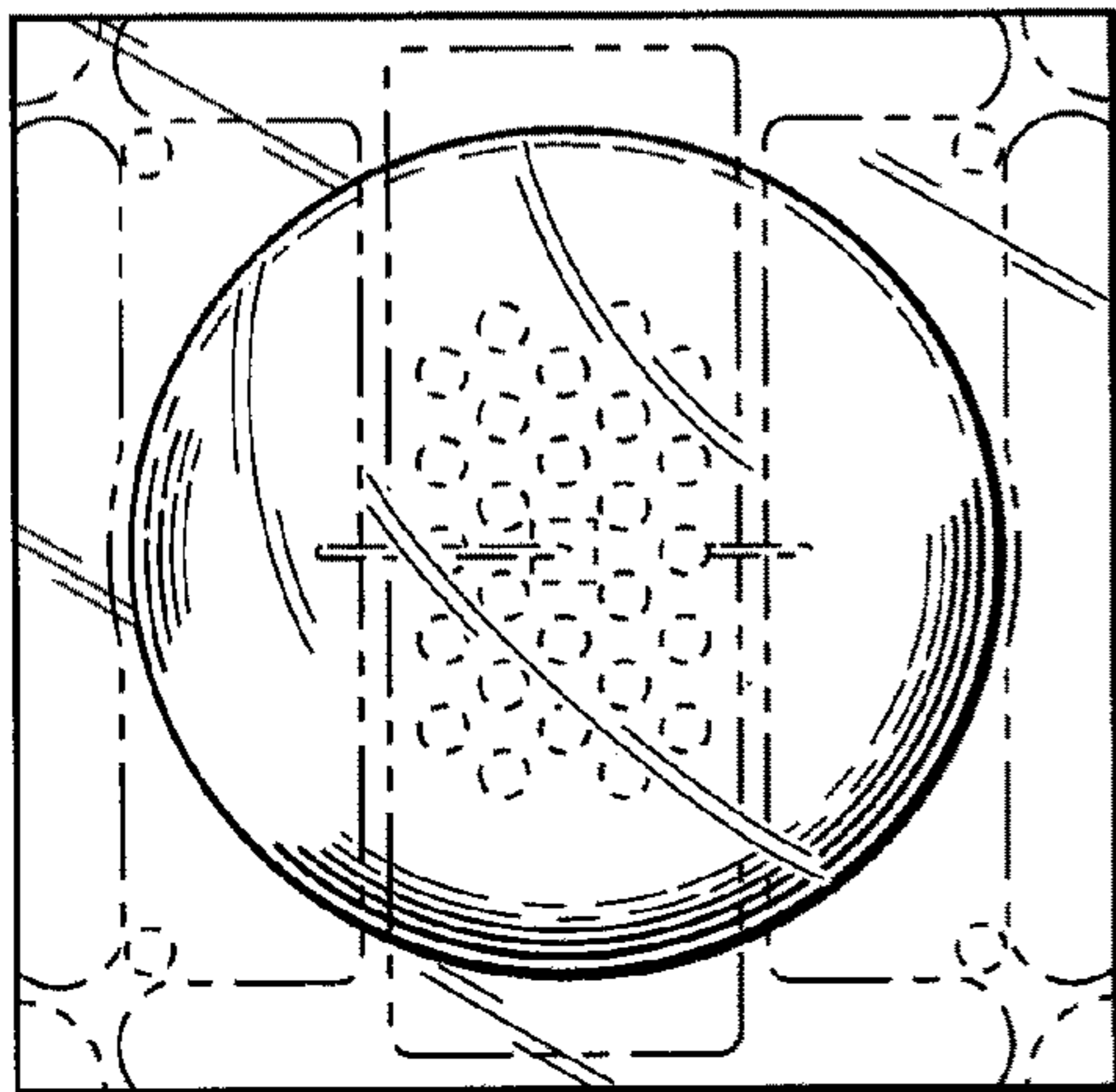


FIG. 6

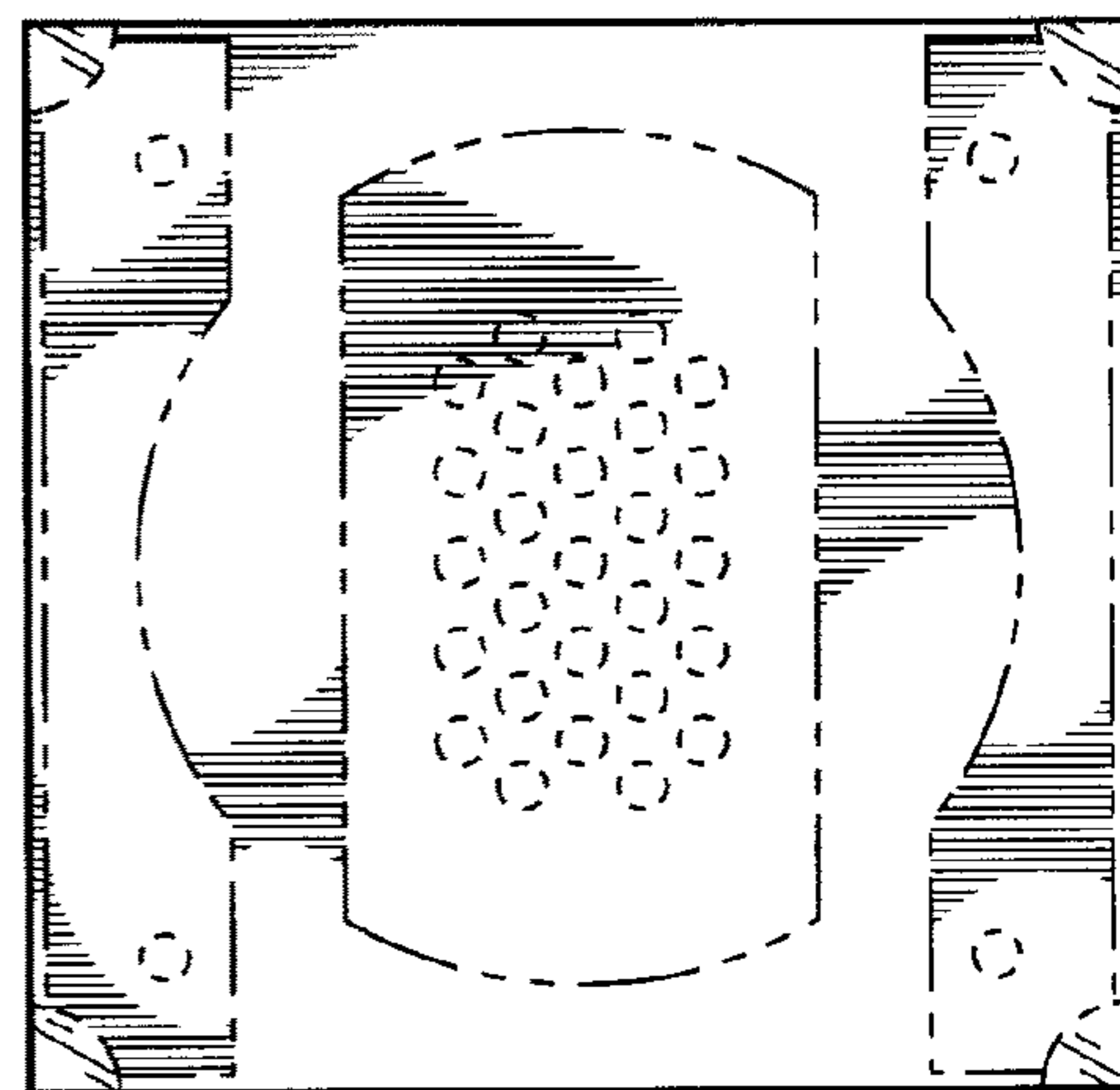


FIG. 7

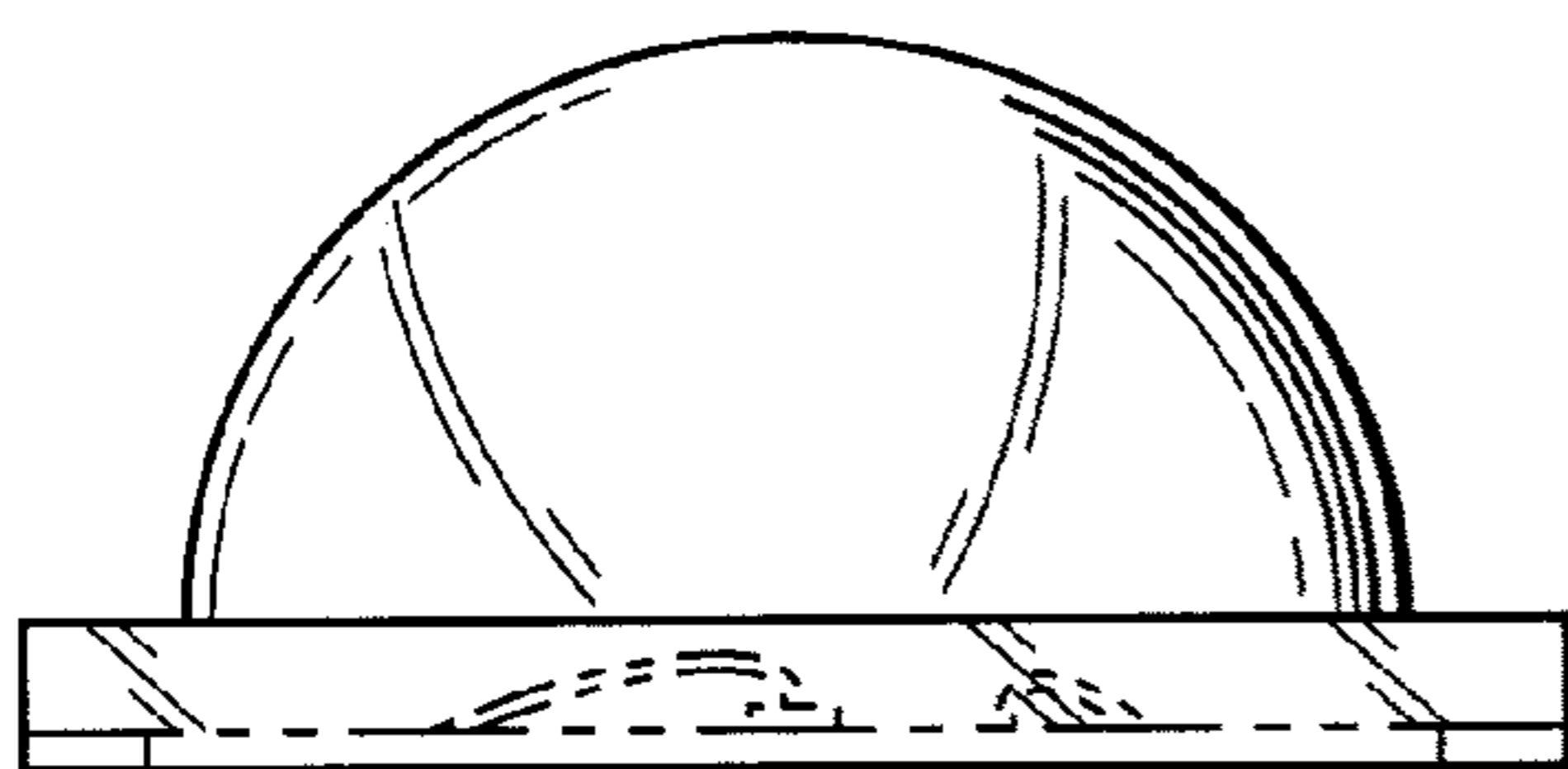


FIG. 8

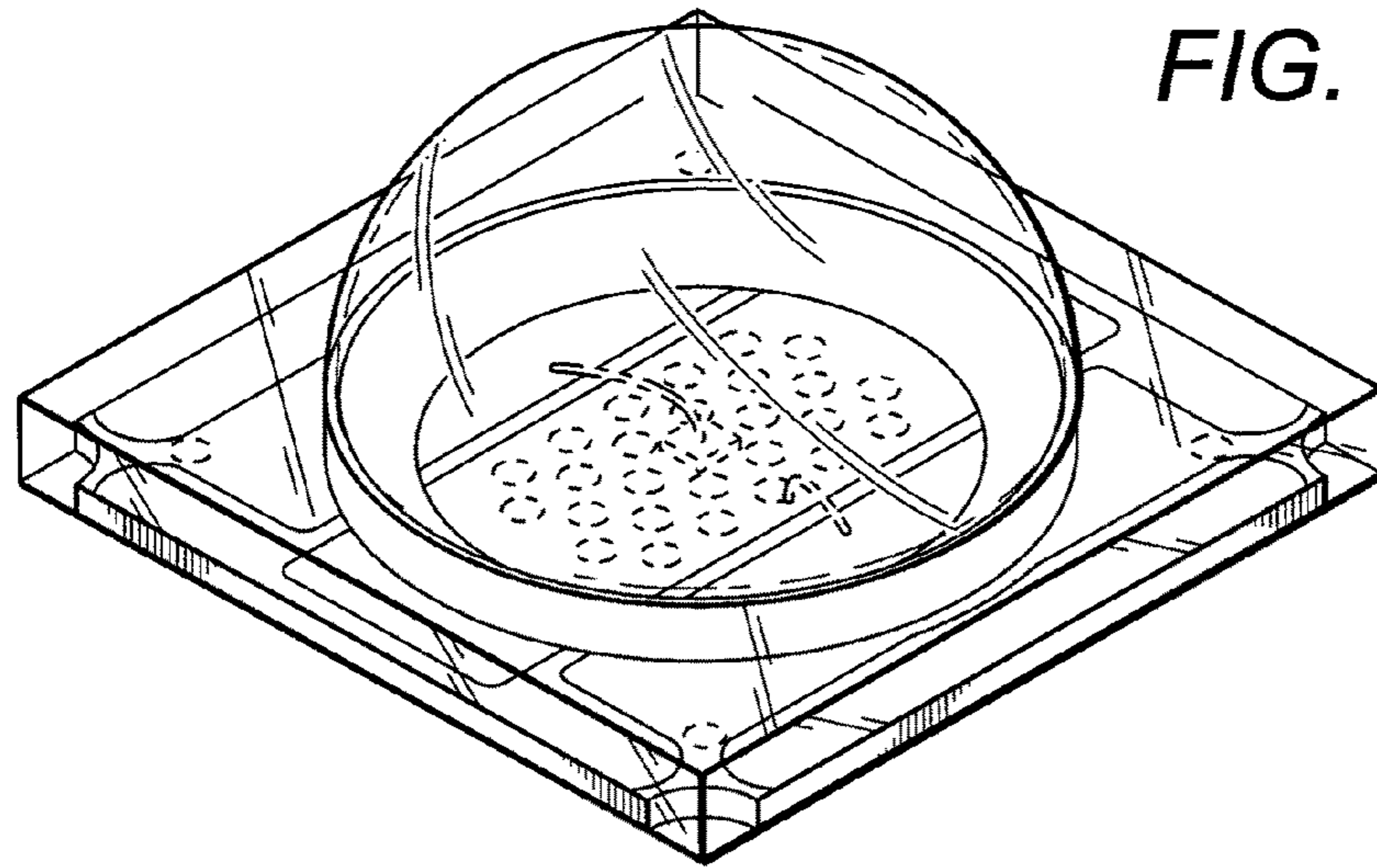


FIG. 9

FIG. 10

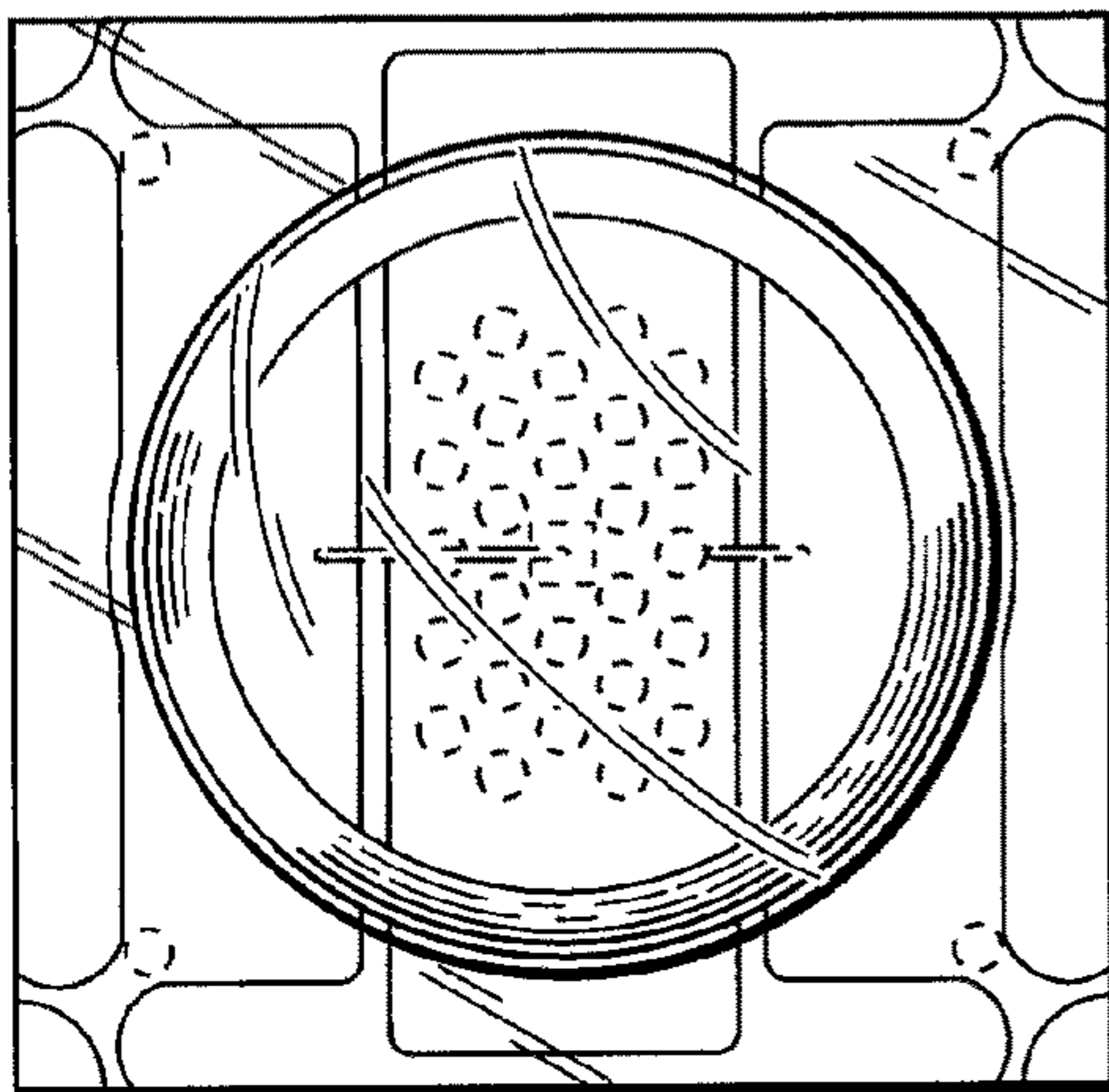


FIG. 11

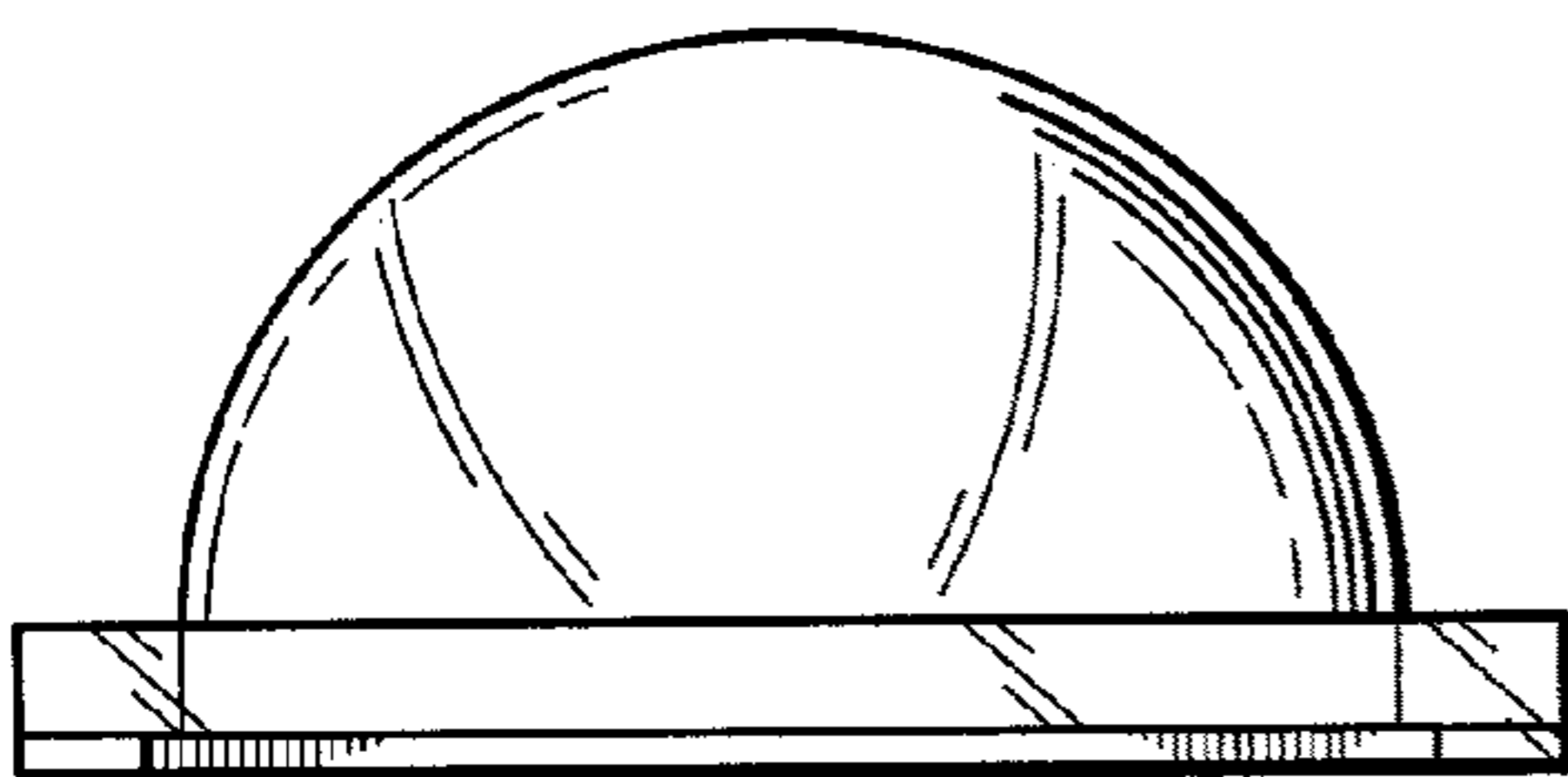
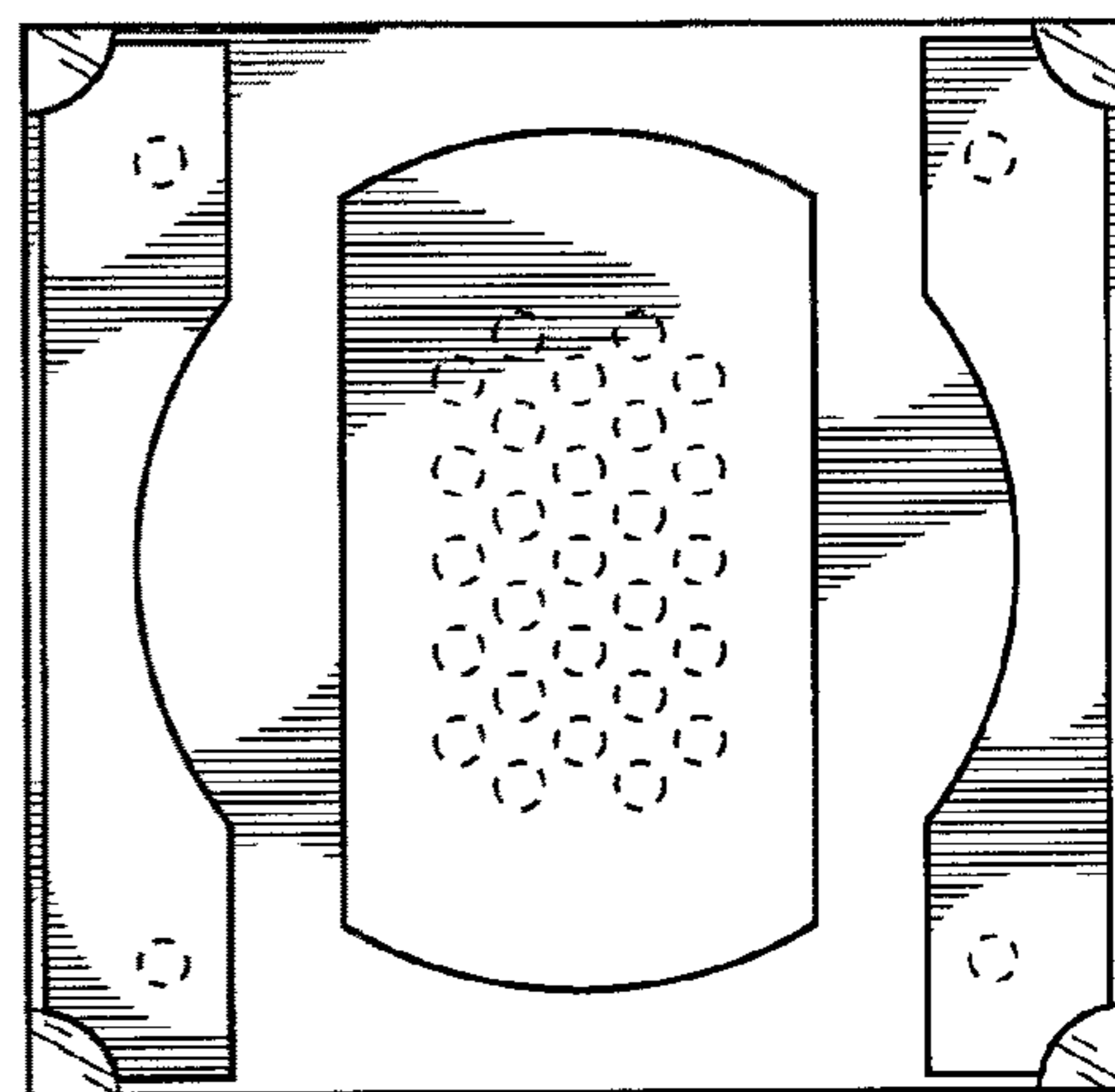


FIG. 12

FIG. 13

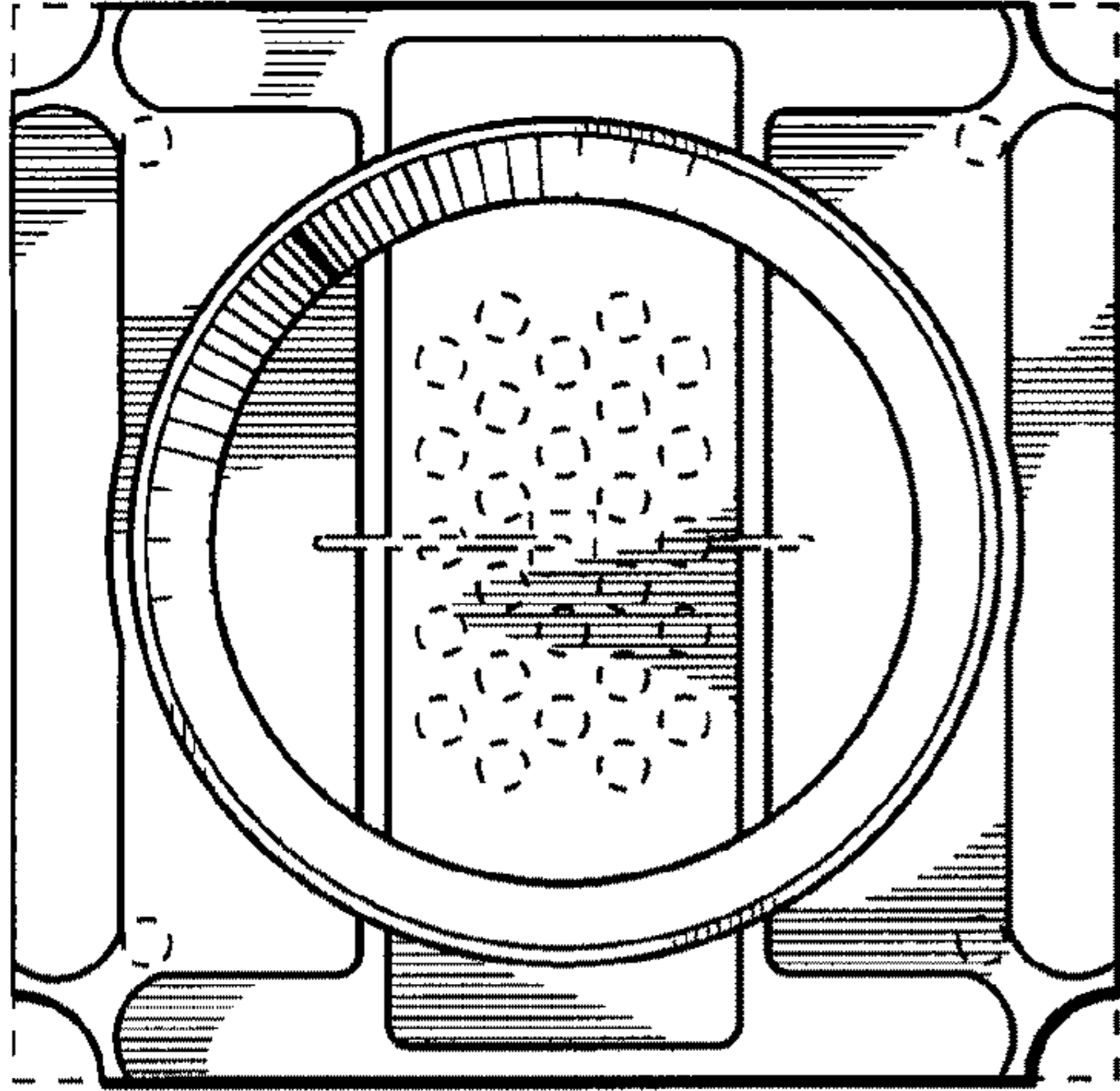


FIG. 14

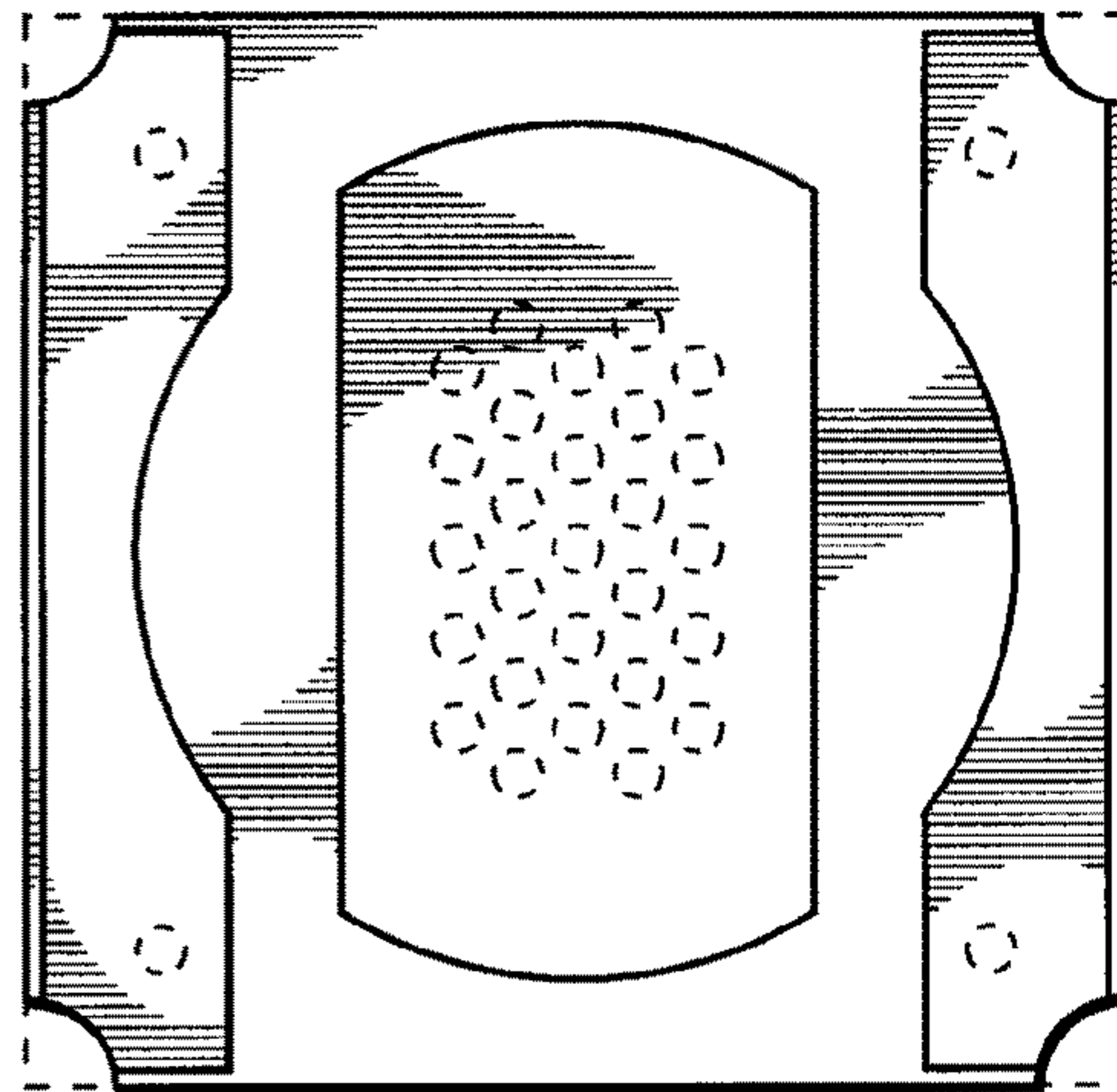


FIG. 15

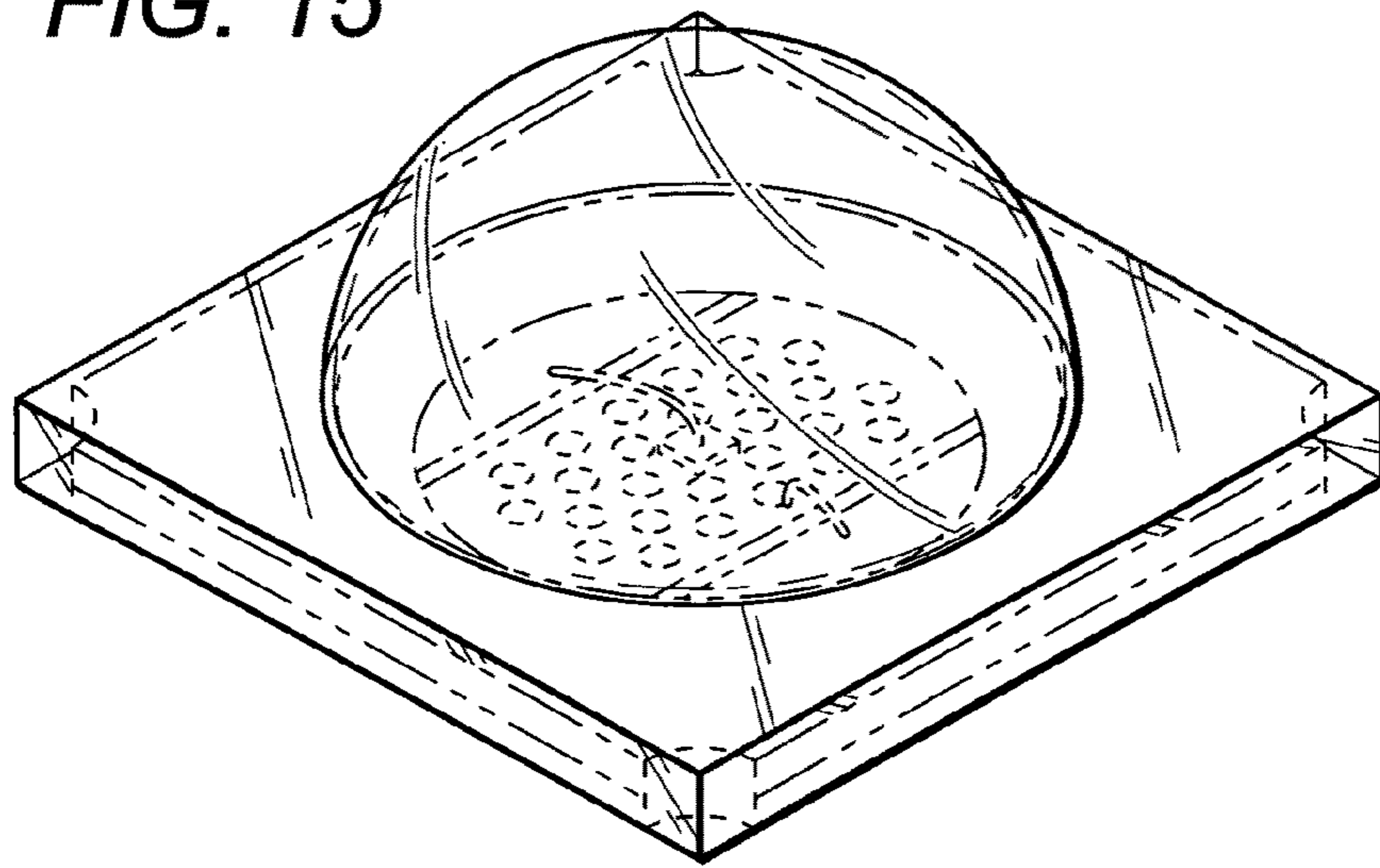


FIG. 16

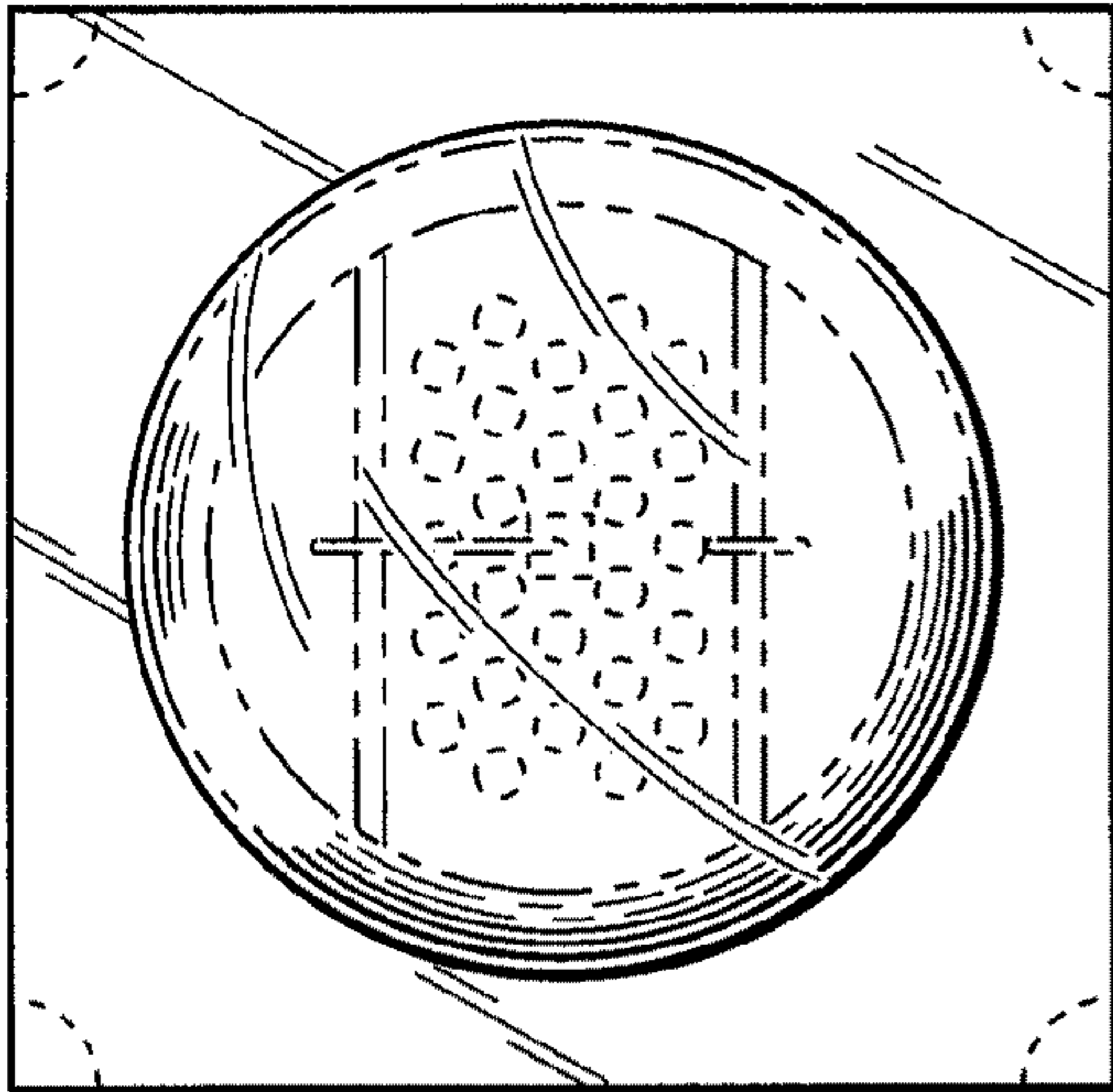


FIG. 17

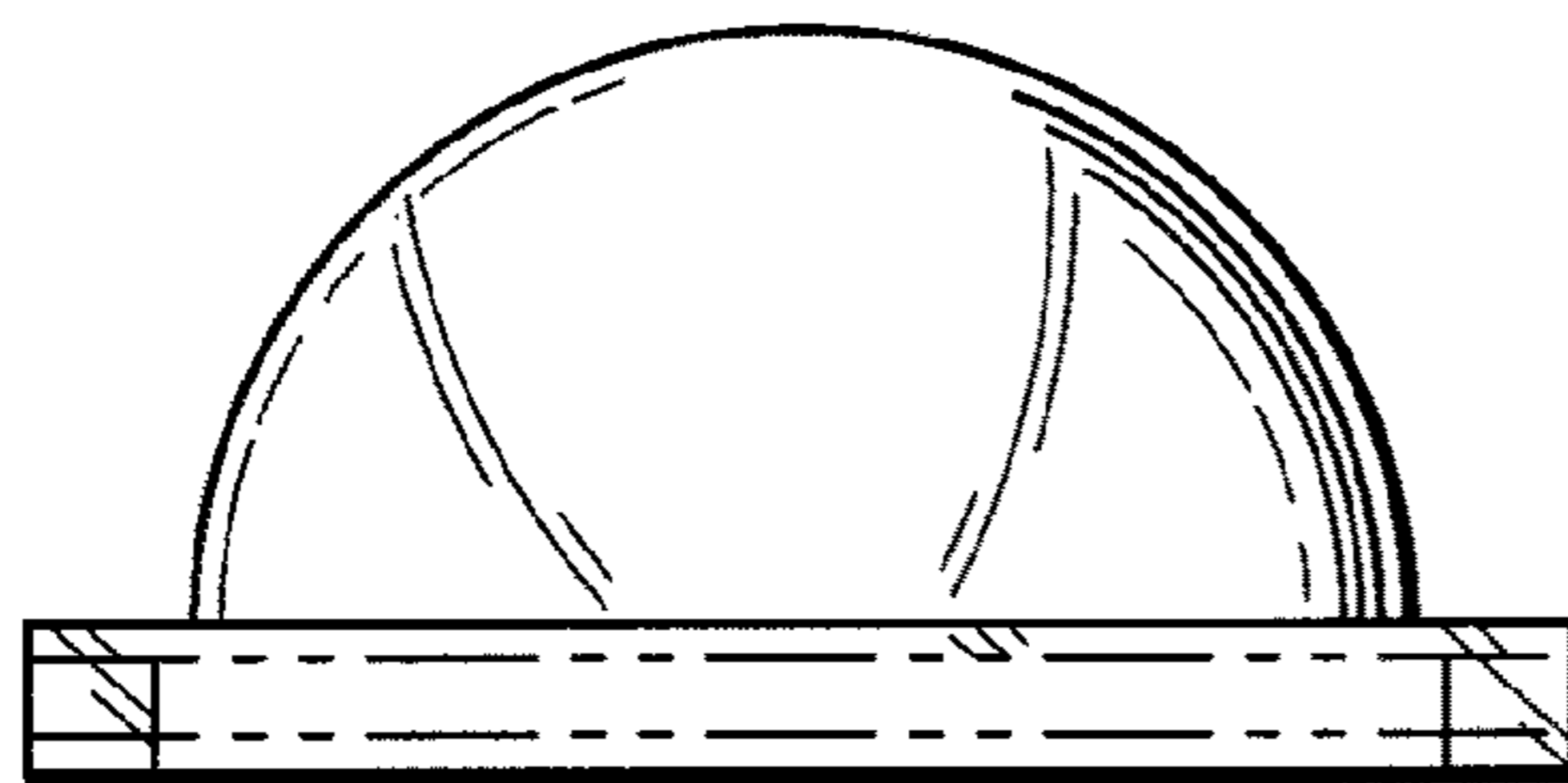
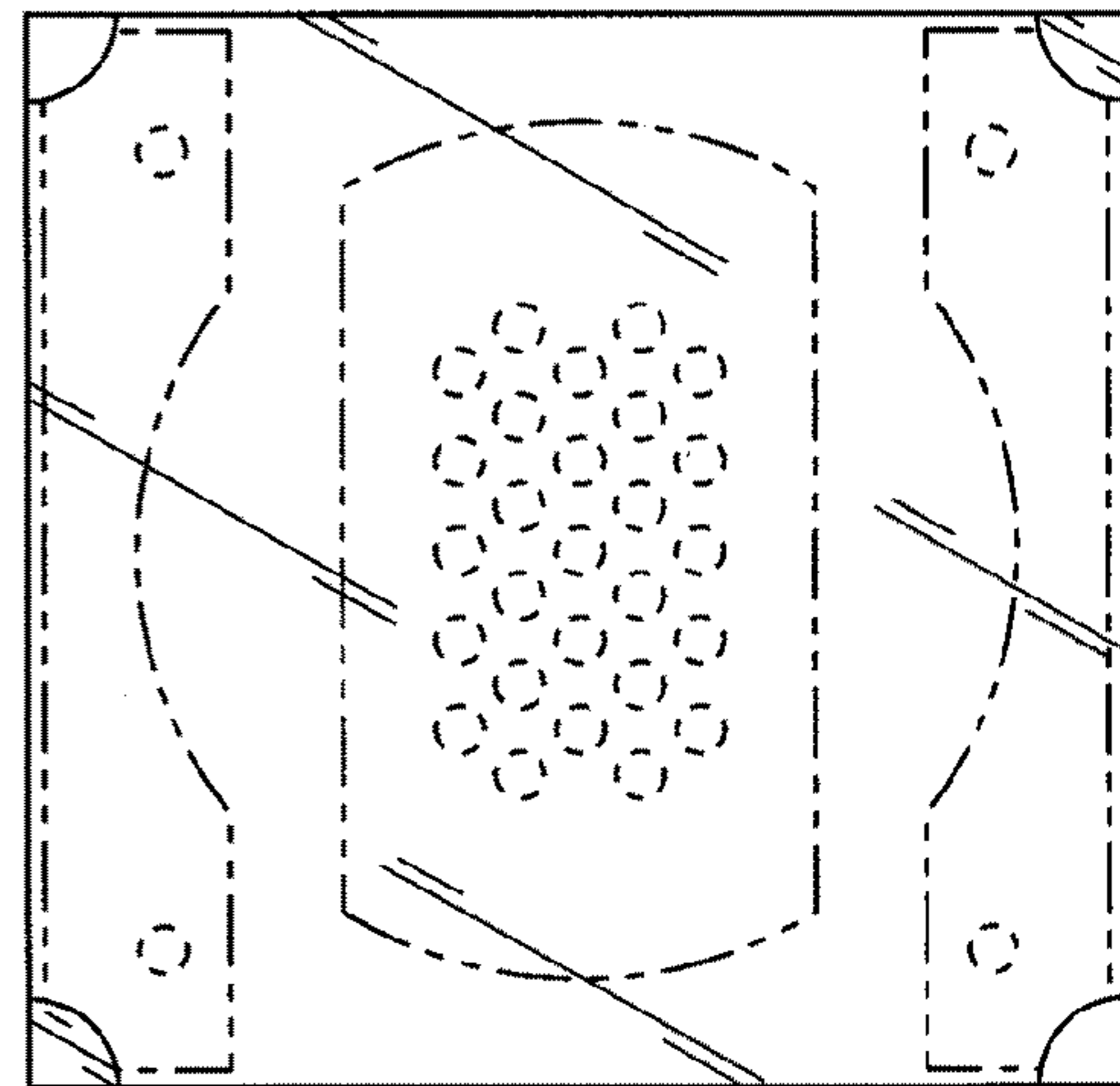


FIG. 18