



US00D656894S

(12) **United States Design Patent**  
**Stephanchick et al.**

(10) **Patent No.:** **US D656,894 S**

(45) **Date of Patent:** **\*\* Apr. 3, 2012**

(54) **CHARGER FOR A LIGHTING DEVICE**

(75) Inventors: **Zachary Stephanchick**, San Jose, CA (US); **Donwoong Kang**, Camillus, NY (US)

(73) Assignee: **Eveready Battery Company, Inc.**, St. Louis, MO (US)

(\*\*) Term: **14 Years**

(21) Appl. No.: **29/400,453**

(22) Filed: **Aug. 29, 2011**

(51) **LOC (9) Cl.** ..... **13-02**

(52) **U.S. Cl.** ..... **D13/108**

(58) **Field of Classification Search** ..... D13/107–110, D13/118–119, 184, 199; D14/251, 253, D14/432, 434; 320/107–115

See application file for complete search history.

(56) **References Cited**

U.S. PATENT DOCUMENTS

D300,678 S *	4/1989	Barrault	.....	D32/73
D406,812 S *	3/1999	Nagele et al.	.....	D13/108
D411,507 S *	6/1999	Reis et al.	.....	D13/107
D524,282 S *	7/2006	Beasley et al.	.....	D14/149
D544,547 S *	6/2007	Solland	.....	D21/333
D558,209 S *	12/2007	Ikeda et al.	.....	D14/434
D574,769 S *	8/2008	Fisher et al.	.....	D13/108

D575,289 S *	8/2008	Kuo et al.	.....	D14/434
D585,898 S *	2/2009	Skurdal	.....	D14/434
D602,858 S *	10/2009	Ellis et al.	.....	D13/108
D609,636 S *	2/2010	Jensen	.....	D13/108
D609,637 S *	2/2010	Chu et al.	.....	D13/108
D627,718 S *	11/2010	Houghton	.....	D13/108

\* cited by examiner

*Primary Examiner* — Rosemary K Tarcza

(74) *Attorney, Agent, or Firm* — Michael C. Pophal

(57) **CLAIM**

We claim the ornamental design for a charger for a lighting device, as shown and described.

**DESCRIPTION**

FIG. 1 is a front perspective view of the charger for the lighting device with the lighting device attached.

FIG. 2 is a second front perspective view of the design.

FIG. 3 is a bottom perspective view of the design.

FIG. 4 is a right side view of the design. The left side view is a mirror image of the right side view.

FIG. 5 is a top view of the design.

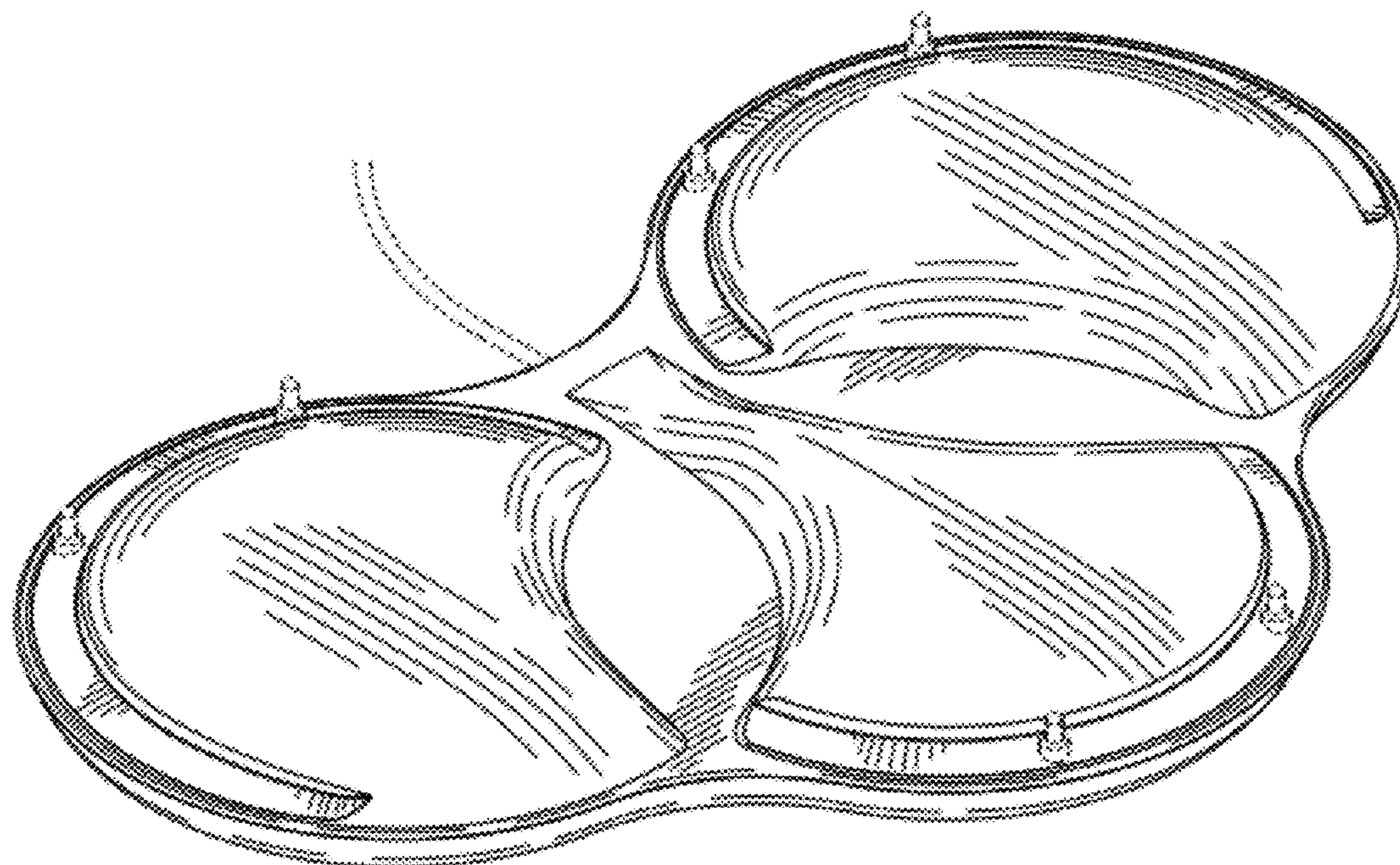
FIG. 6 is a bottom view of the design.

FIG. 7 is a front view of the design; and,

FIG. 8 is a rear view of the design.

Any broken line(s) shown are for illustrative purposes only and form no part of the claimed design.

**1 Claim, 5 Drawing Sheets**








Fig. 1

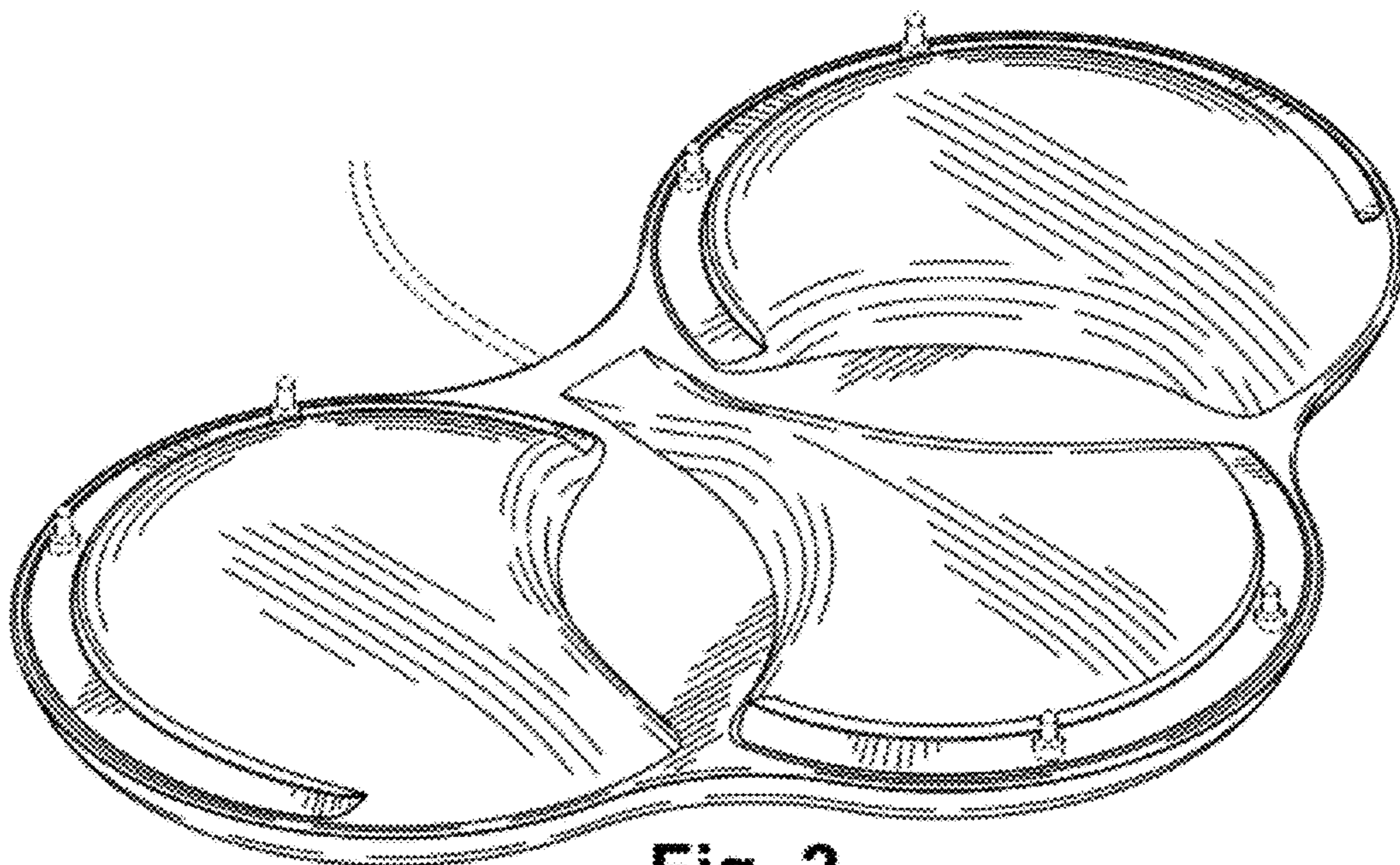


Fig. 2

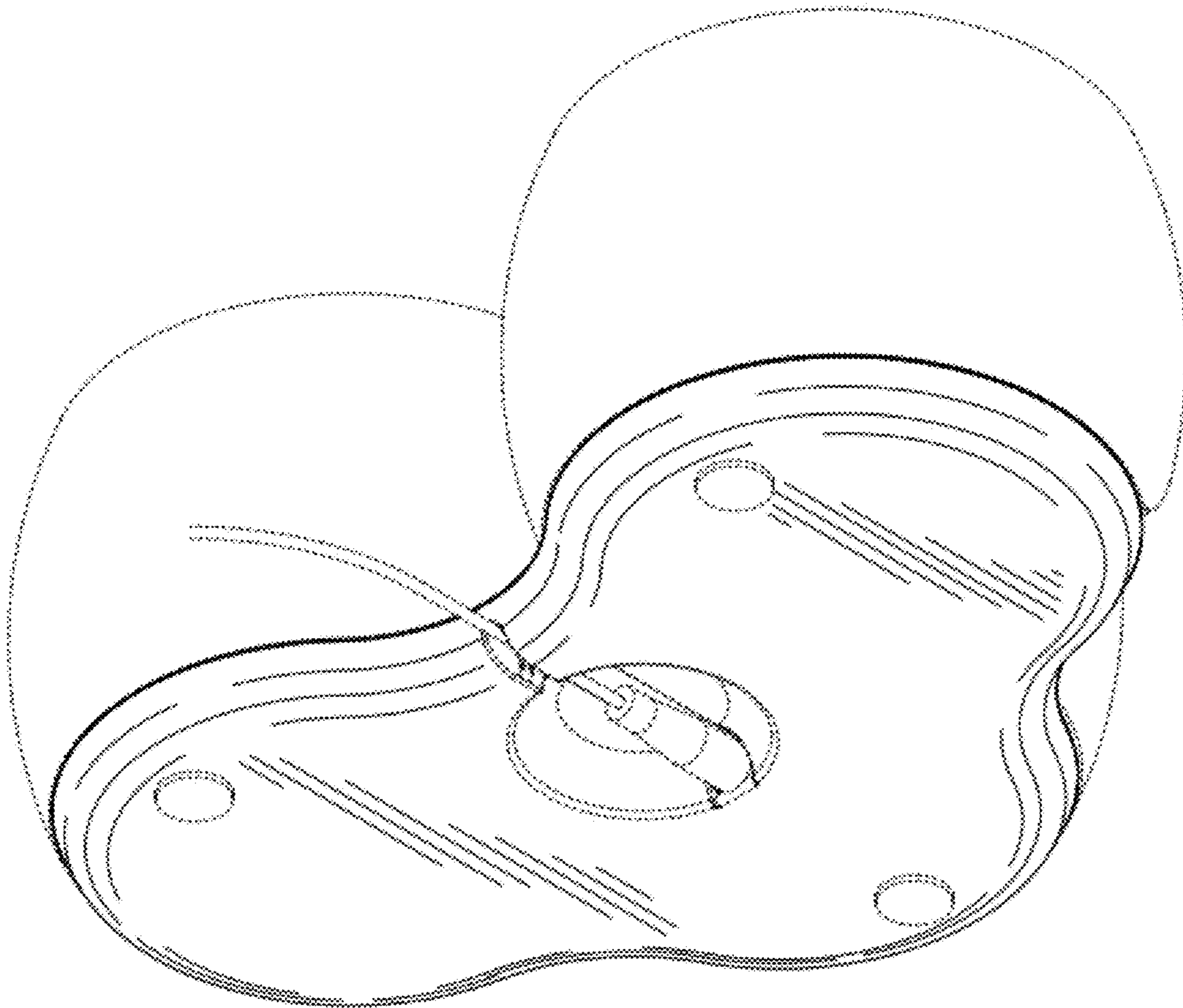


Fig. 3




Fig. 4



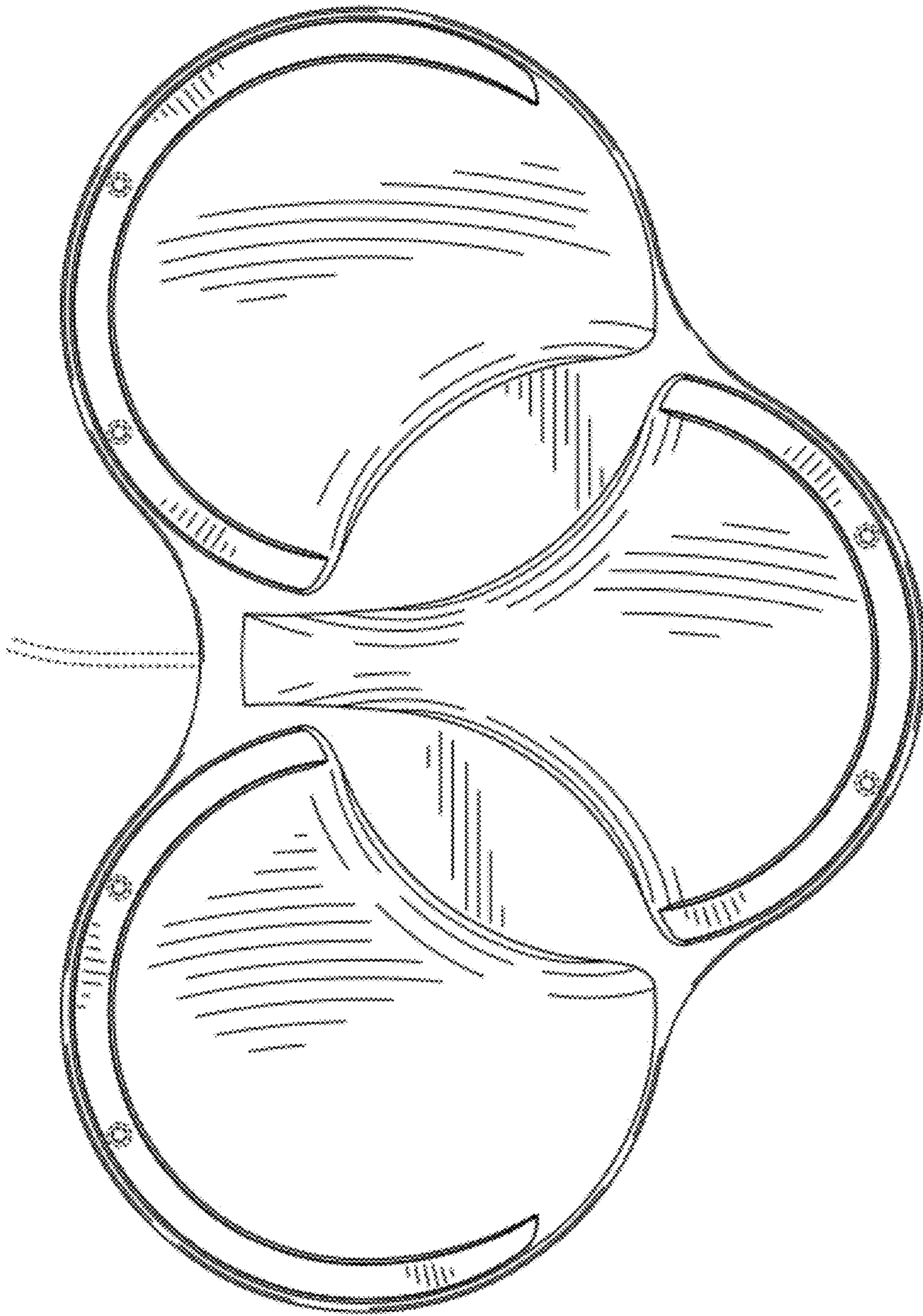


Fig. 5

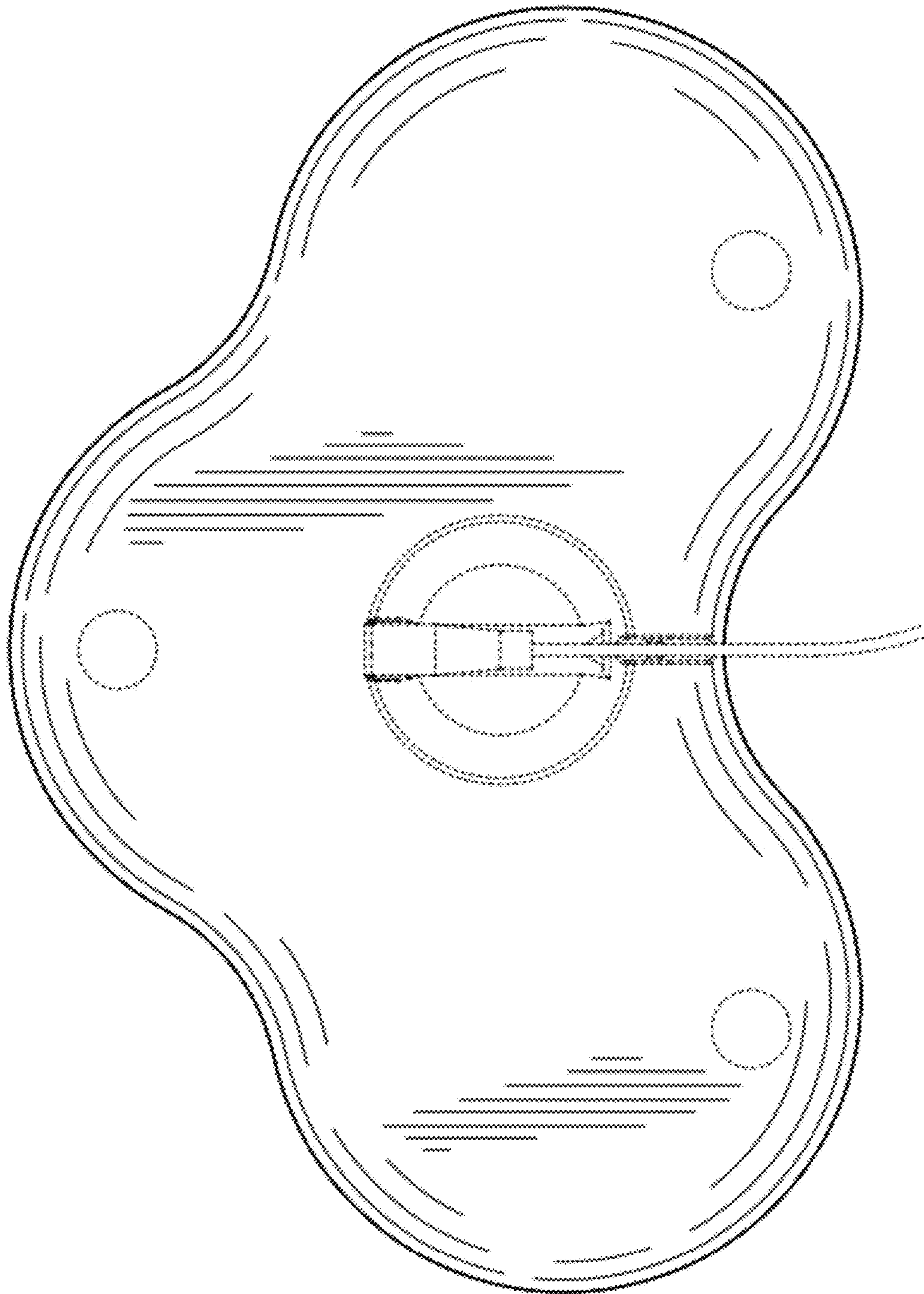


Fig. 6






Fig. 7

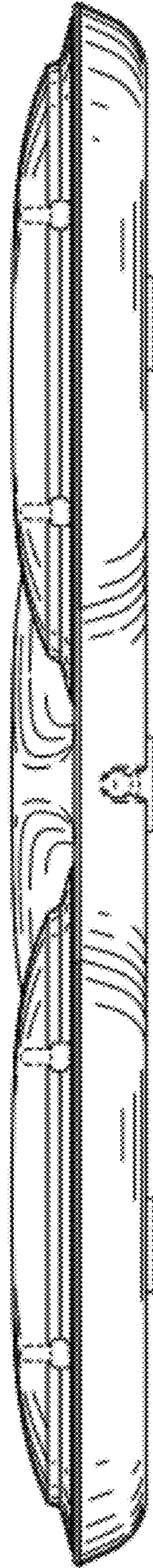


Fig. 8