



US00D656885S

(12) **United States Design Patent**
Tan

(10) **Patent No.:** **US D656,885 S**

(45) **Date of Patent:** **** Apr. 3, 2012**

(54) **GALLEY**

(75) Inventor: **Joyce Tan**, Hamburg (DE)

(73) Assignee: **Airbus Deutschland**, Hamburg (DE)

(**) Term: **14 Years**

(21) Appl. No.: **29/322,300**

(22) Filed: **Aug. 1, 2008**

(30) **Foreign Application Priority Data**

Feb. 21, 2008 (EM) 882956-0001
Feb. 21, 2008 (EM) 882956-0002
Feb. 21, 2008 (EM) 882956-0003

(51) **LOC (9) Cl.** **12-07**

(52) **U.S. Cl.** **D12/345**

(58) **Field of Classification Search** D26/2,
D26/88, 93, 103, 106, 69, 67, 66, 64, 63,
D26/65, 71, 75, 76, 80, 120, 121, 124, 128,
D26/118, 138, 142, 122, 113, 154, 156, 90,
D26/85, 86, 84, 81, 87; 362/183, 294, 295,
362/249.01-249.11; D13/102, 103, 179,
D13/180; D25/127, 129, 38; 361/704; 220/570,
220/695, 756; D9/430, 416, 424, 737; D32/53.1,
D32/53, 54; 244/118.5, 118.6; 297/245;
D6/356, 491, 492, 519, 580; D23/271, 286,
D23/234; D12/345; D8/349, 354, 373
See application file for complete search history.

(56) **References Cited**

U.S. PATENT DOCUMENTS

D90,873 S * 10/1933 Dunning D23/272
D163,754 S * 6/1951 Houpt D23/272
4,055,317 A * 10/1977 Greiss 244/118.5
D257,062 S * 9/1980 Swartz et al. D24/129

D277,698 S * 2/1985 Newman D24/177
D282,575 S * 2/1986 Case et al. D24/185
D288,267 S * 2/1987 Meyer D6/481
4,776,903 A * 10/1988 Nordskog 156/64
4,840,000 A * 6/1989 Grines 52/36.1
D331,100 S * 11/1992 Jacobsen et al. D23/271
D334,029 S * 3/1993 Reising D20/1
D344,830 S * 3/1994 Carter et al. D34/1
5,322,244 A * 6/1994 Dallmann et al. 244/118.5
6,243,993 B1 * 6/2001 Swensson 52/79.5
D457,249 S * 5/2002 Gilbert D24/234
6,761,332 B1 * 7/2004 Bengtsson 244/118.5
D507,285 S * 7/2005 Cho et al. D15/86
7,331,544 B1 * 2/2008 Harrington et al. 244/118.1
2001/0050519 A1 * 12/2001 Kasuya 312/315
2006/0060181 A1 * 3/2006 Sasaki et al. 126/21 A
2006/0145002 A1 * 7/2006 Van Loon 244/118.1

* cited by examiner

Primary Examiner — Kevin Rudzinski

(74) *Attorney, Agent, or Firm* — Perman & Green, LLP

(57) **CLAIM**

The ornamental design for a galley, as shown and described.

DESCRIPTION

FIG. 1 is a front view showing the galley showing the new design;

FIG. 2 is a side view thereof;

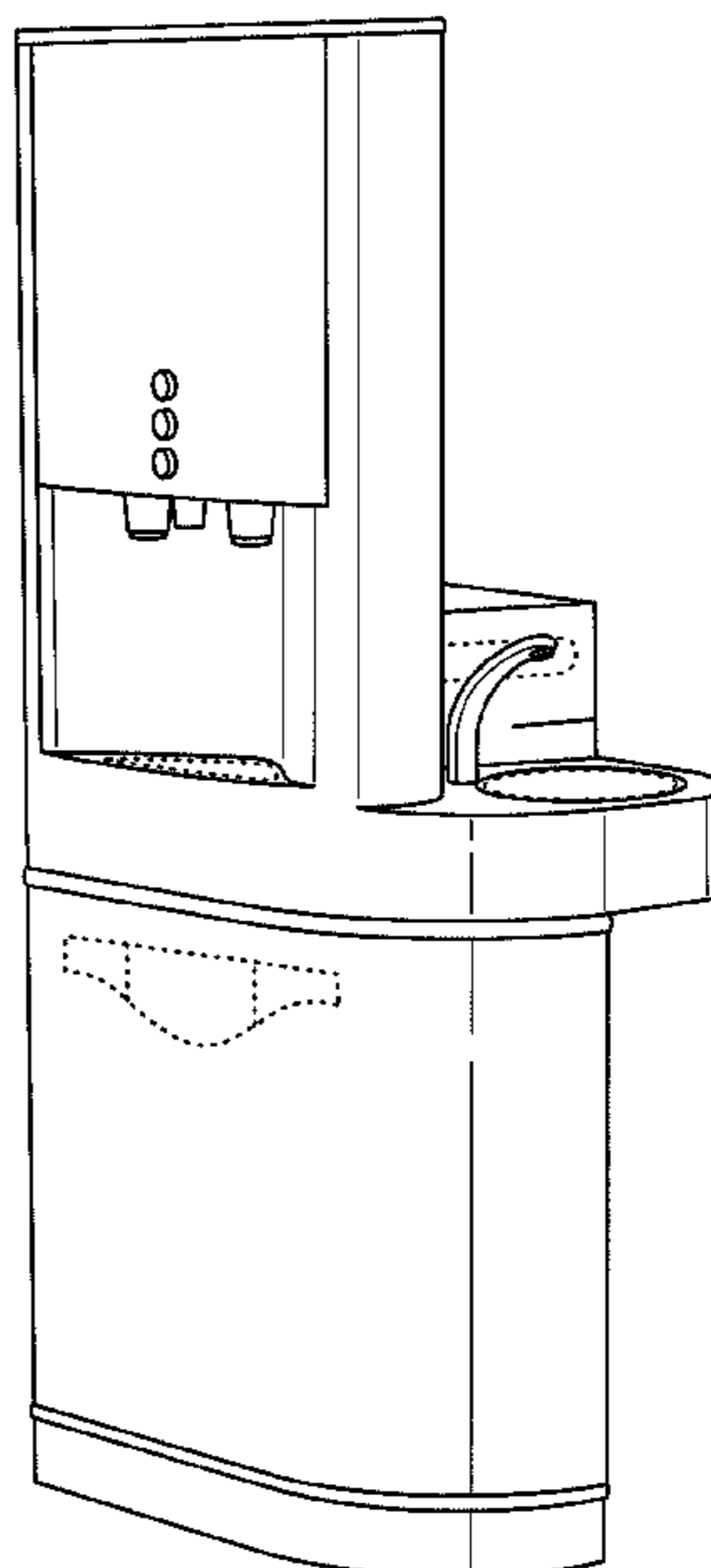
FIG. 3 is an enlarged top view thereof;

FIG. 4 is a perspective view thereof; and,

FIG. 5 is a perspective view thereof, showing the design in use.

The design relates to an aircraft galley including a beverage unit, a storage unit and preparation unit. It is designed for storing and preparing food by flight attendants. The broken lines shown in FIG. 5 illustrate an unclaimed storage unit and form no part of the claimed design.

1 Claim, 5 Drawing Sheets



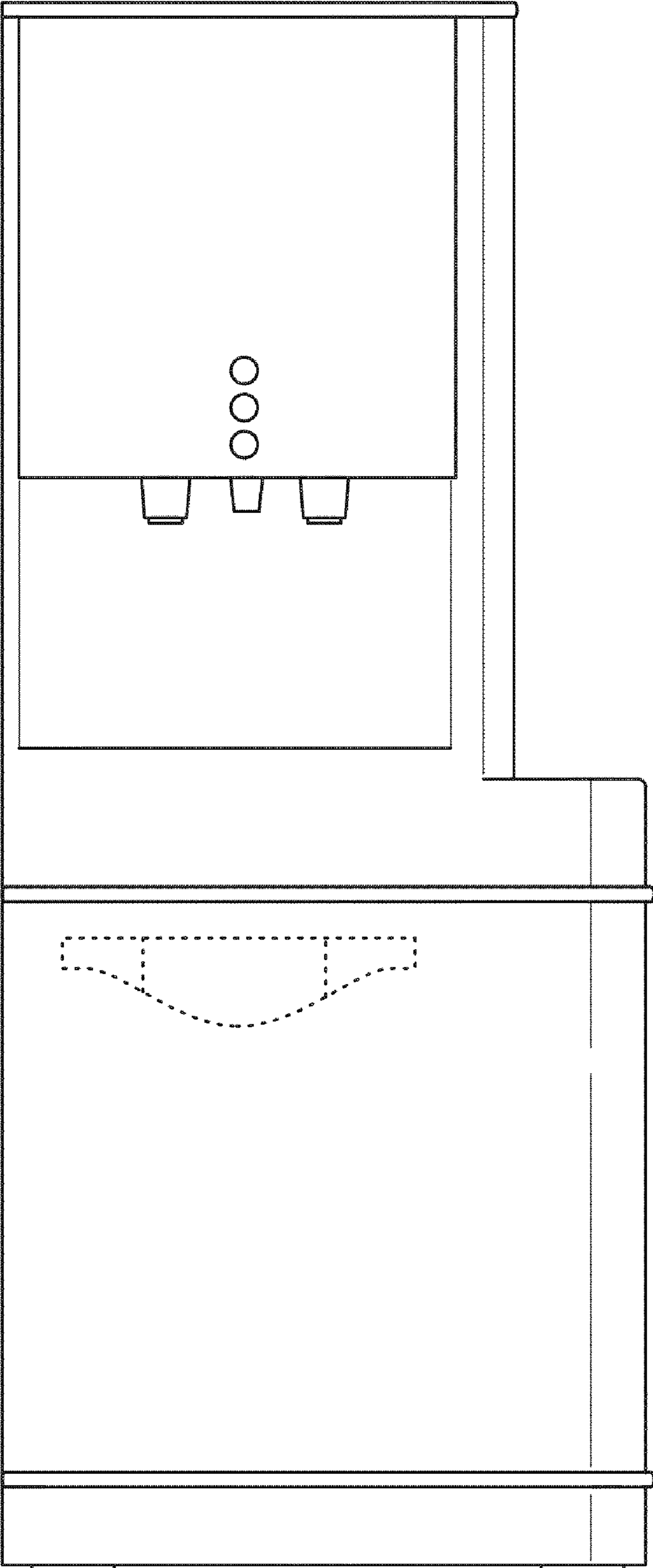


FIG. 1

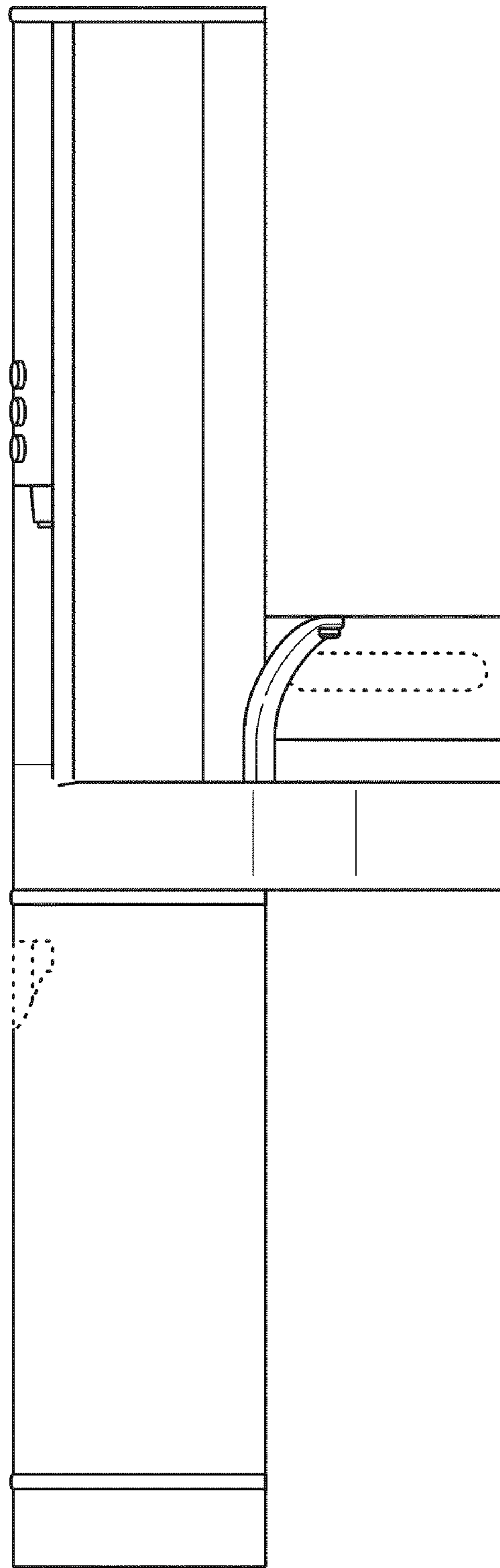


FIG. 2

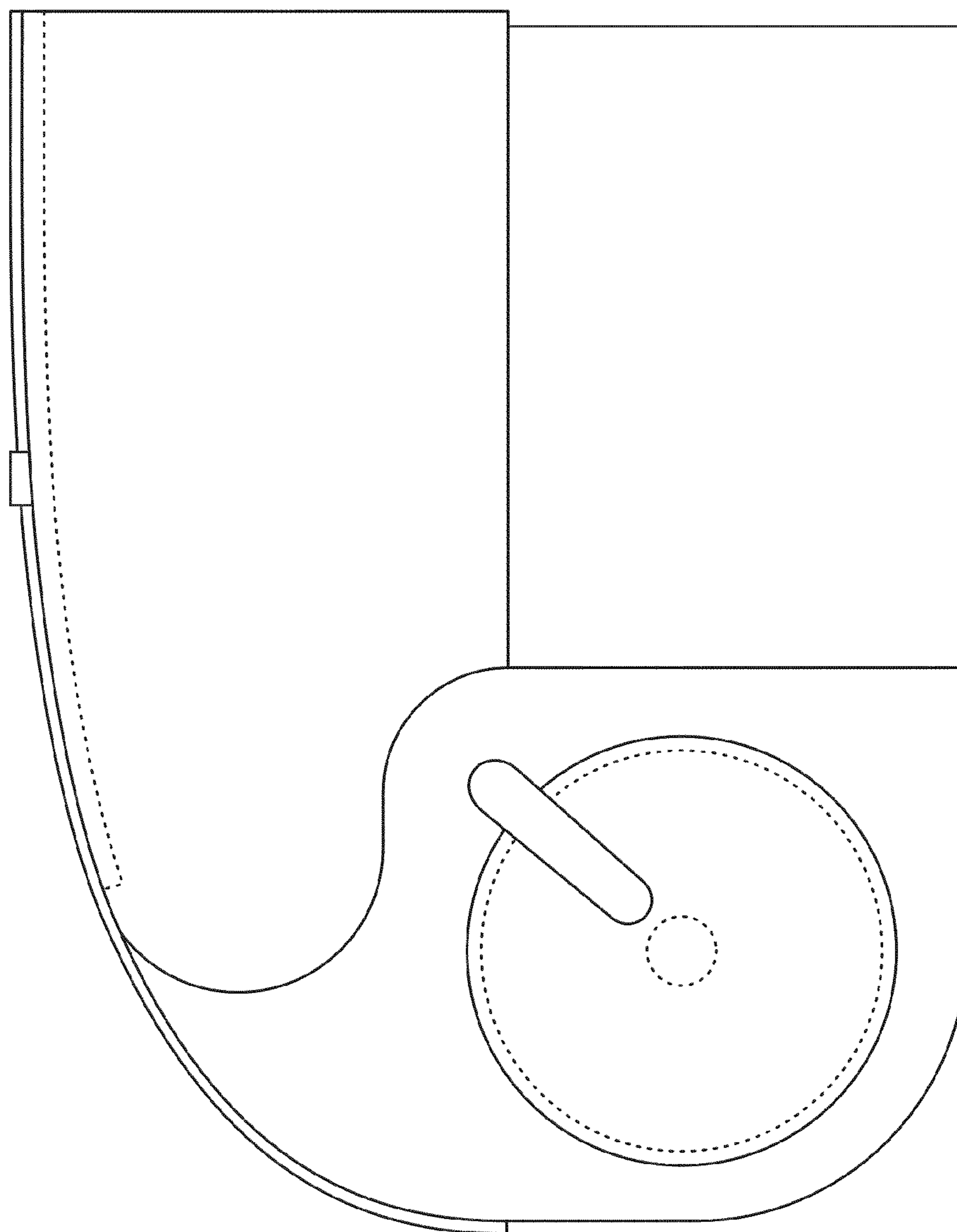


FIG. 3

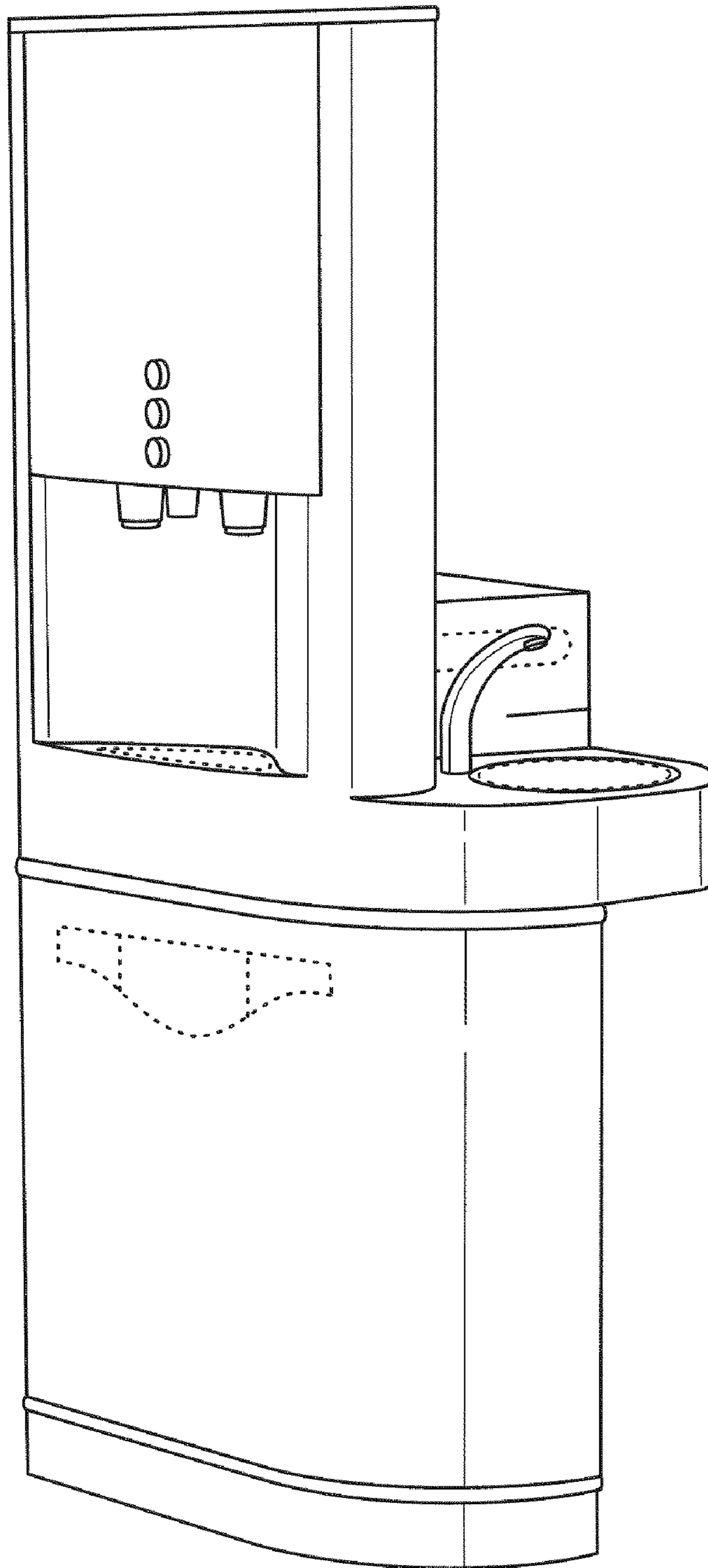


FIG. 4

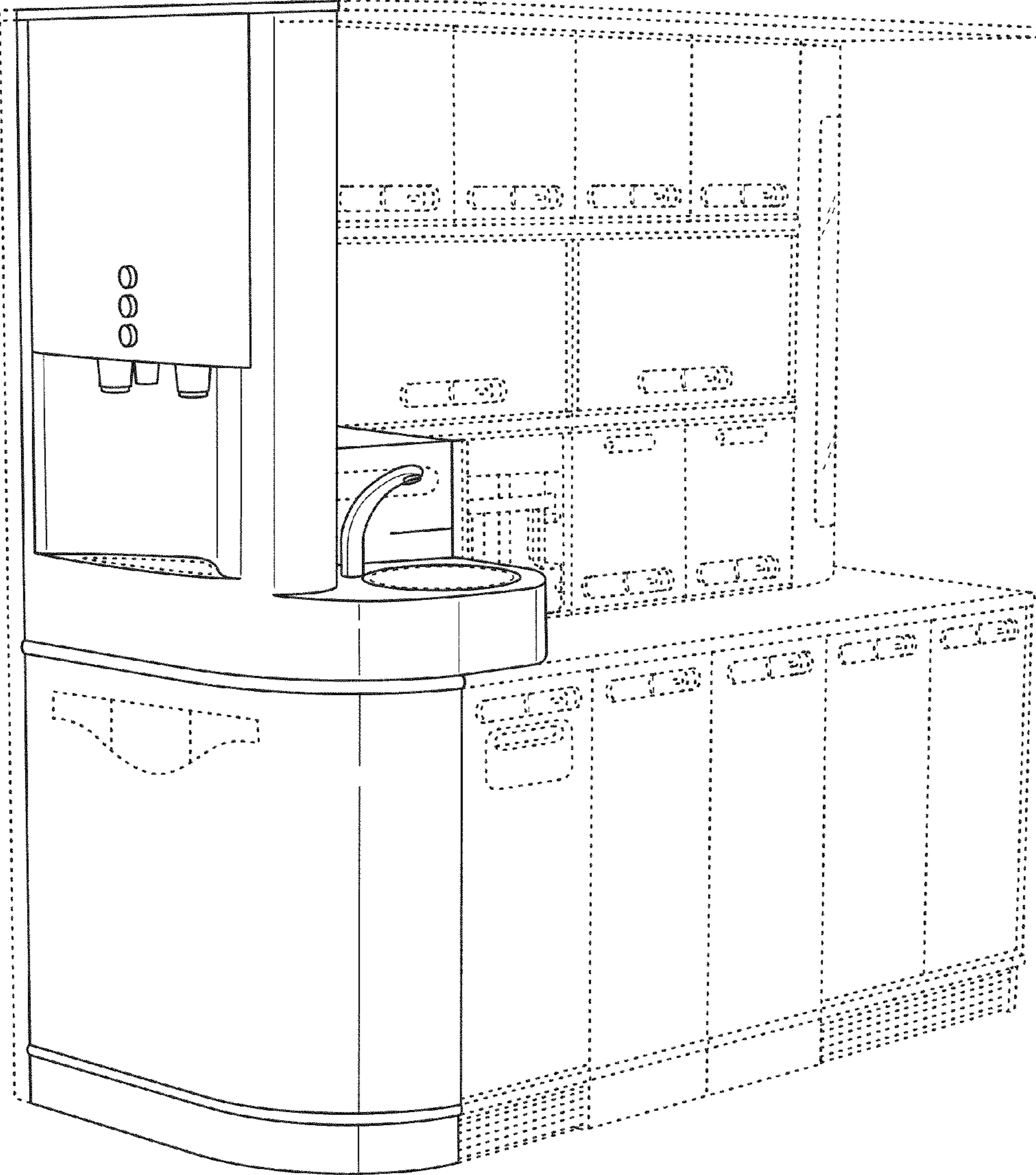


FIG. 5