



US00D656846S

(12) **United States Design Patent**
Kweton

(10) **Patent No.:** **US D656,846 S**

(45) **Date of Patent:** **** Apr. 3, 2012**

(54) **WATCH**

(76) **Inventor:** **Paul Kweton**, Houston, TX (US)

(**) **Term:** **14 Years**

(21) **Appl. No.:** **29/404,585**

(22) **Filed:** **Oct. 21, 2011**

(51) **LOC (9) Cl.** **10-02**

(52) **U.S. Cl.** **D10/39**

(58) **Field of Classification Search** D10/30-39,
D10/122-132; 368/276, 277, 281, 282, 286,
368/287

See application file for complete search history.

(56) **References Cited**

U.S. PATENT DOCUMENTS

2,229,978	A *	1/1941	Kolberg	224/152
3,585,794	A *	6/1971	Klingenberg	368/281
D279,172	S *	6/1985	Hysek	D10/32
D310,035	S *	8/1990	Braun et al.	D10/32
D323,122	S *	1/1992	Severin	D10/32
D326,823	S *	6/1992	Wunderman	D10/32
D329,612	S *	9/1992	Hysek	D10/39
D343,582	S *	1/1994	Maruyama	D10/30
5,392,261	A *	2/1995	Hsu	368/281
D361,945	S *	9/1995	Errico	D10/39
D372,431	S *	8/1996	Nguyen	D10/32
D373,539	S *	9/1996	Droz	D10/30
5,577,007	A *	11/1996	Houlihan	368/282
D396,420	S *	7/1998	Coquerel	D10/32
D401,513	S *	11/1998	Coquerel	D10/39
D416,814	S *	11/1999	Welsh	D10/31
6,130,862	A *	10/2000	Upton	368/282
D447,063	S *	8/2001	Scheufele	D10/30
D447,705	S *	9/2001	Scheufele	D10/39
D467,820	S *	12/2002	Berliat	D10/39
6,762,976	B1 *	7/2004	Tamaru et al.	368/88
D502,411	S *	3/2005	Sabarthes et al.	D10/39

D505,086	S *	5/2005	Fernandez	D10/39
D520,384	S *	5/2006	Scheufele	D10/39
D535,199	S *	1/2007	Lassigne	D10/32
D544,372	S *	6/2007	Seyr et al.	D10/32
D545,697	S *	7/2007	Martin	D10/38
D549,597	S *	8/2007	Kraus et al.	D10/31
D578,902	S *	10/2008	Hoshino	D10/38
7,507,017	B2 *	3/2009	Chevalier et al.	368/281
D590,276	S *	4/2009	Miloradovic	D10/32
D597,859	S *	8/2009	Arpa	D10/32
D648,229	S *	11/2011	Moritz	D10/38

* cited by examiner

Primary Examiner — Lucy Lieberman

(74) *Attorney, Agent, or Firm* — Buche & Associates, P.C.;
John K. Buche

(57) **CLAIM**

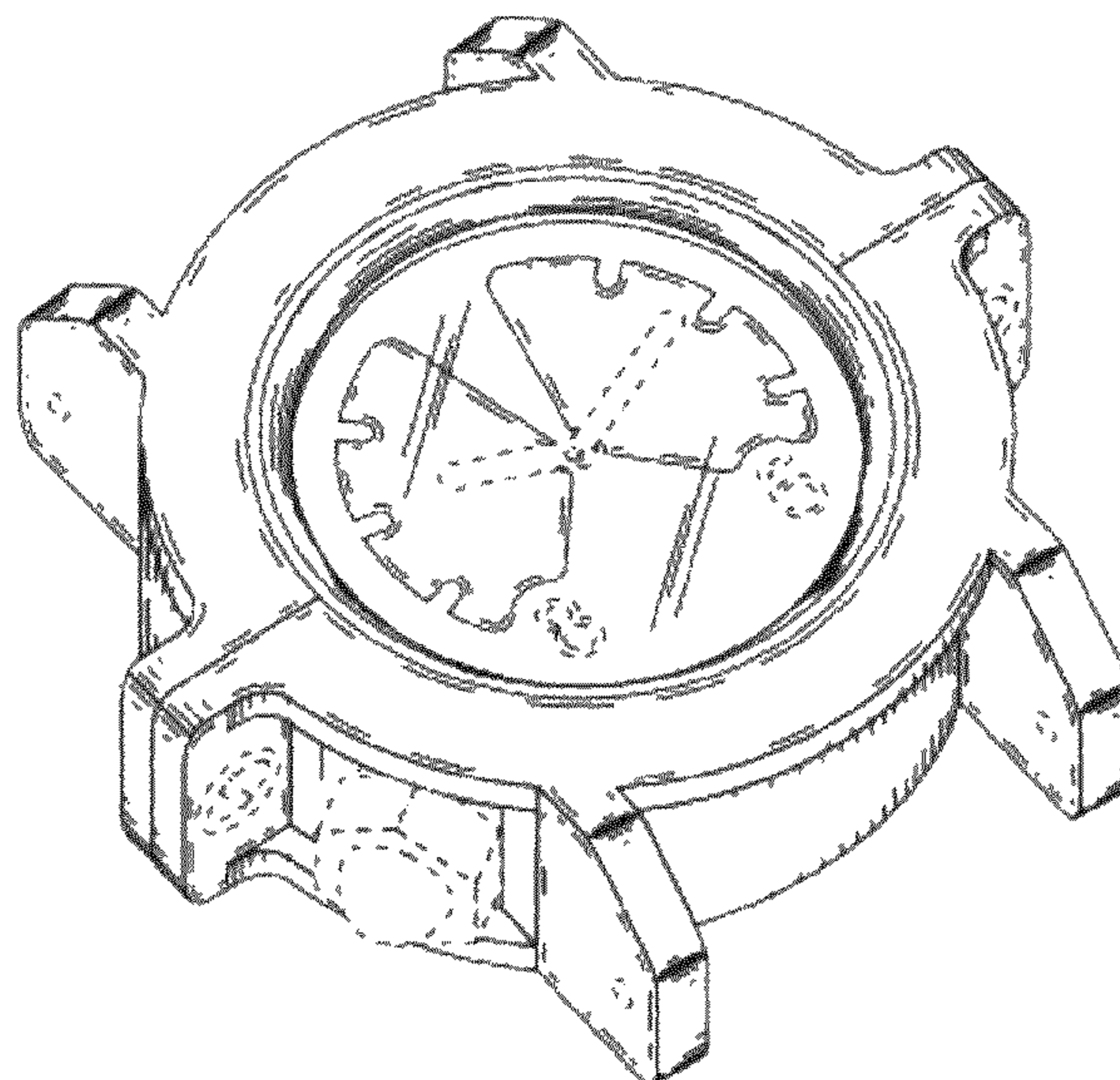
The ornamental design for a watch, as shown and described.

DESCRIPTION

FIG. 1 is a front left perspective view of a watch showing my new design;
FIG. 2 is a front right perspective view of the same;
FIG. 3 is a top view of the same;
FIG. 4 is a bottom view of the same;
FIG. 5 is a front elevational view of the same;
FIG. 6 is a back elevational view of the same;
FIG. 7 a right side elevational view of the same;
FIG. 8 a left side elevational view of the same;
FIG. 9 is an exploded view of the same; and,
FIG. 10 is a front right perspective environmental view of the same.

The broken lines of the various figures are shown for environmental purposes only and form no part of the claimed design.

1 Claim, 3 Drawing Sheets



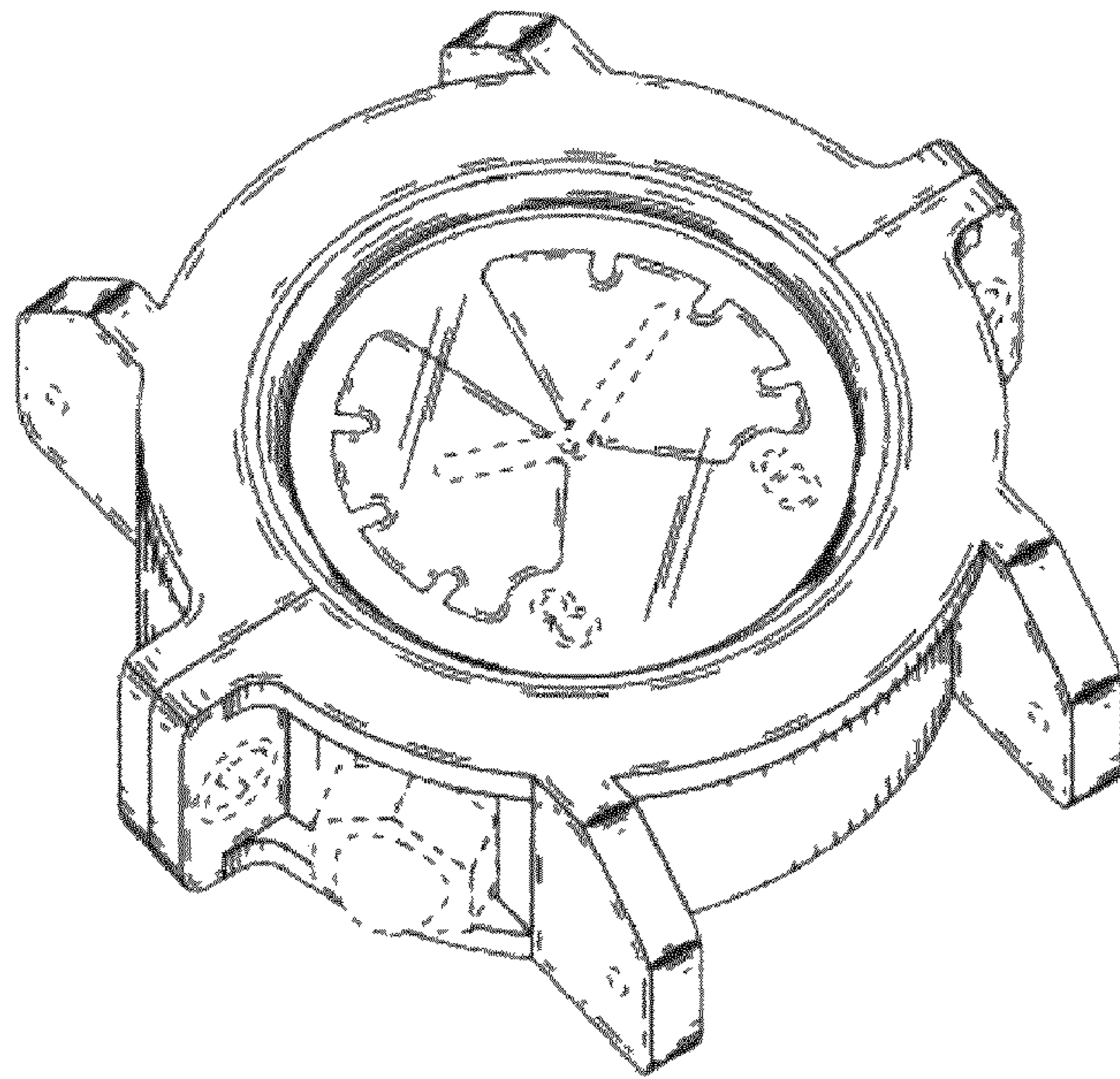


FIG. 1

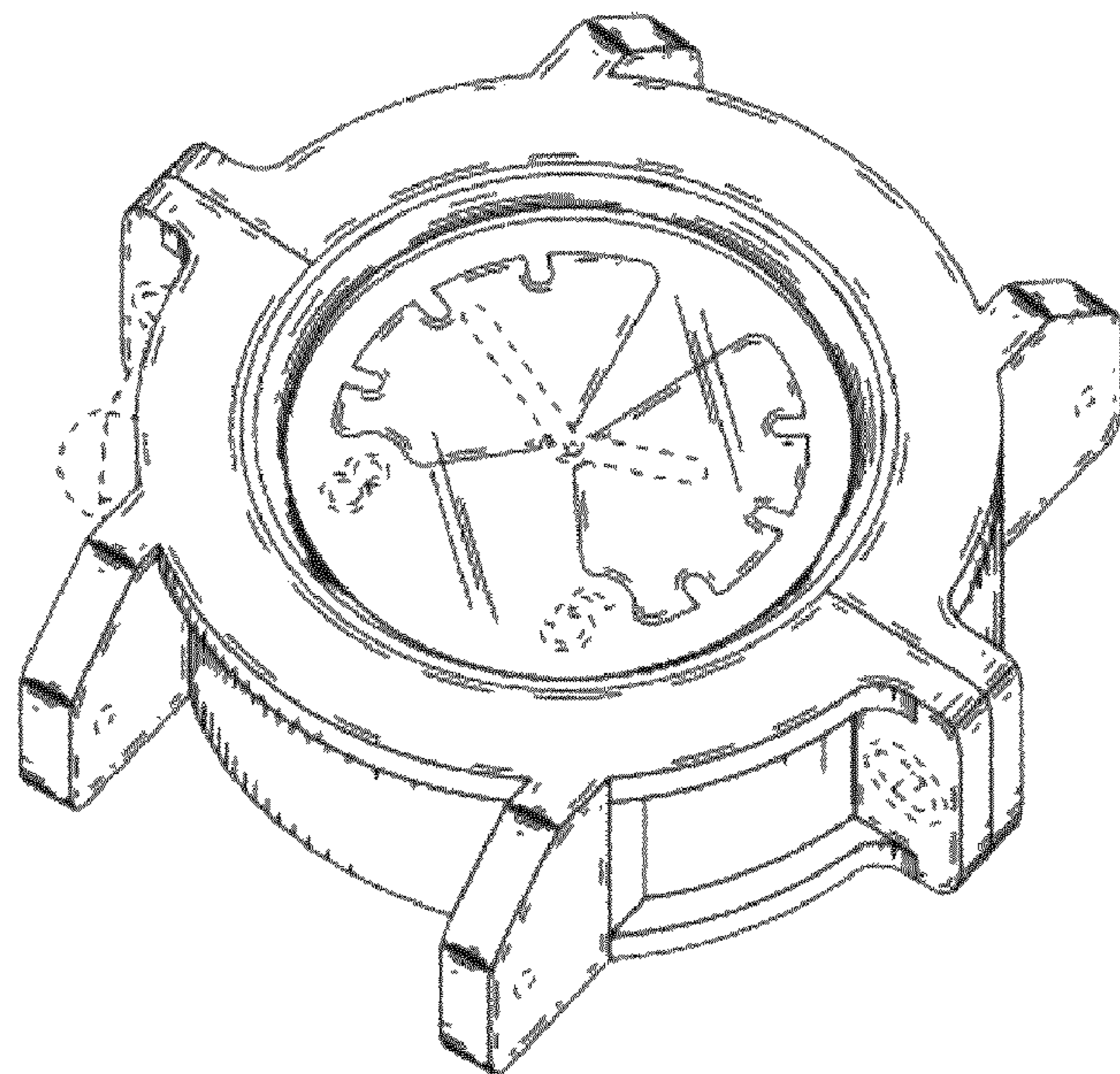


FIG. 2

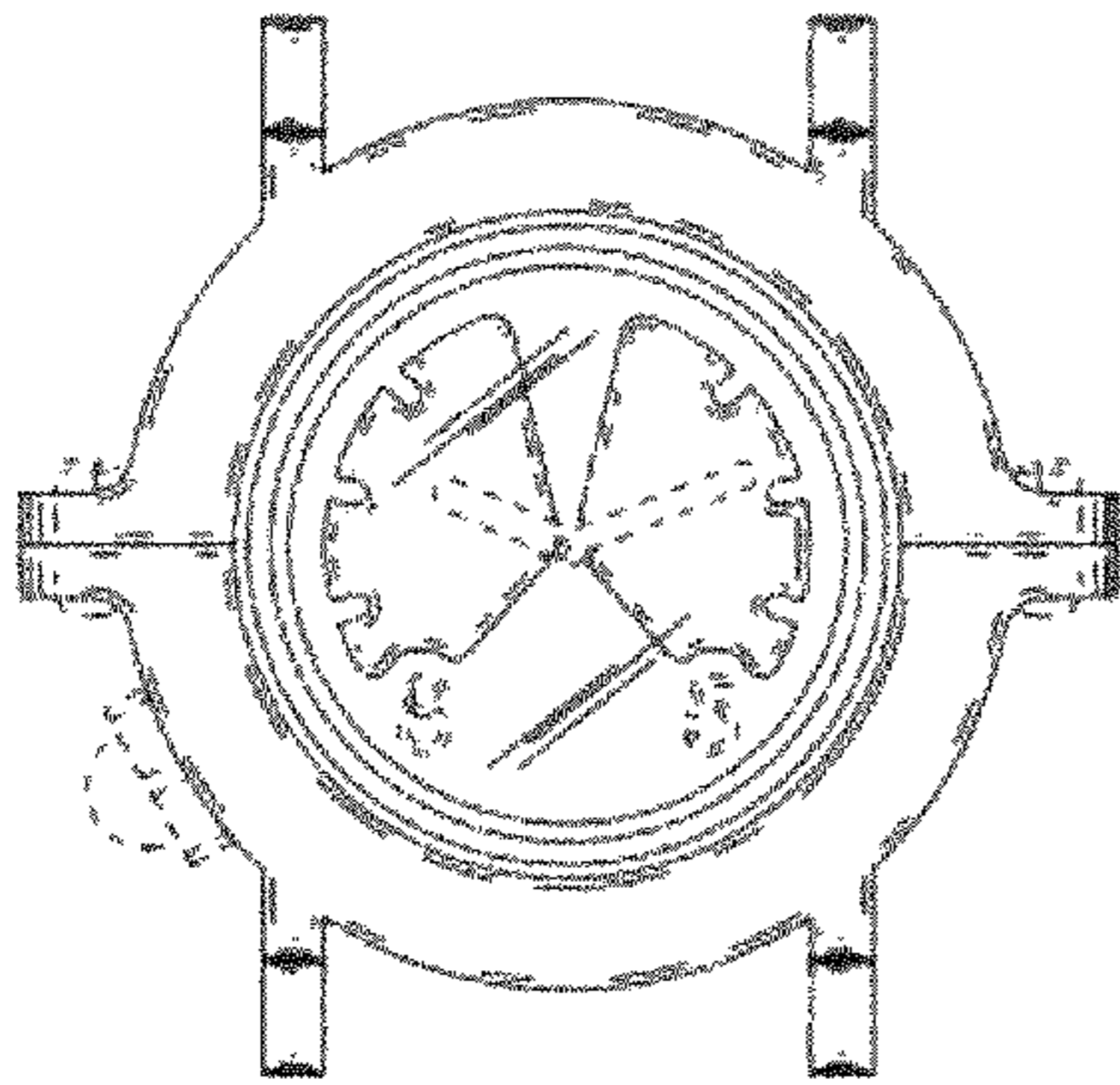


FIG. 3

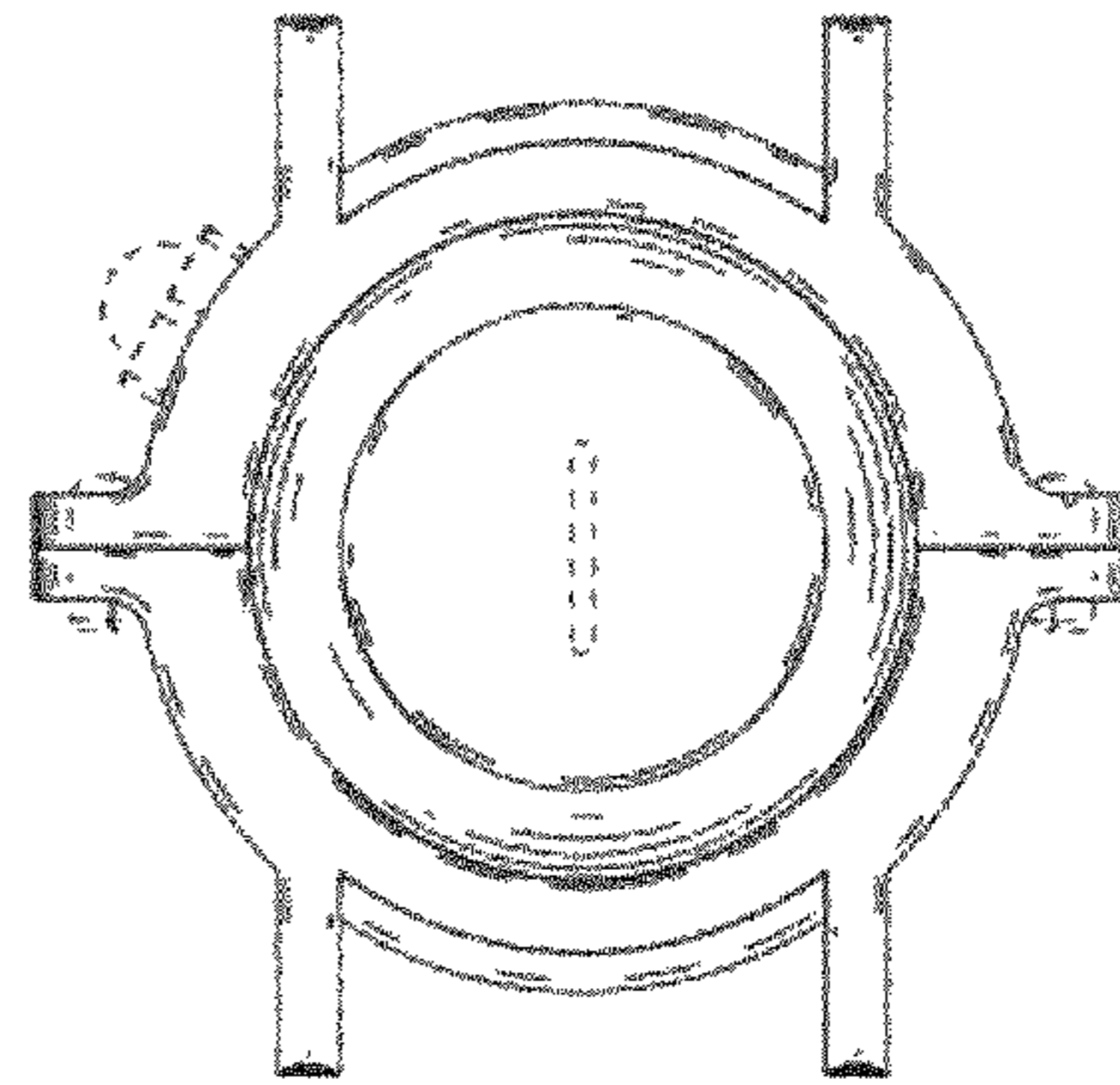


FIG. 4

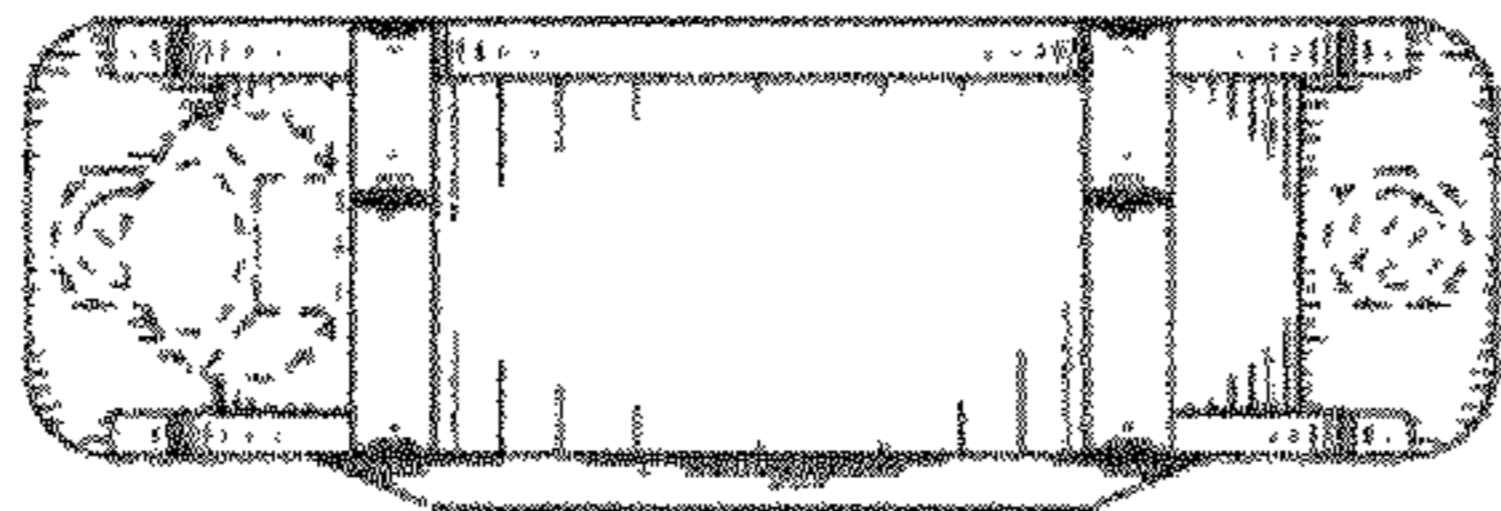


FIG. 5

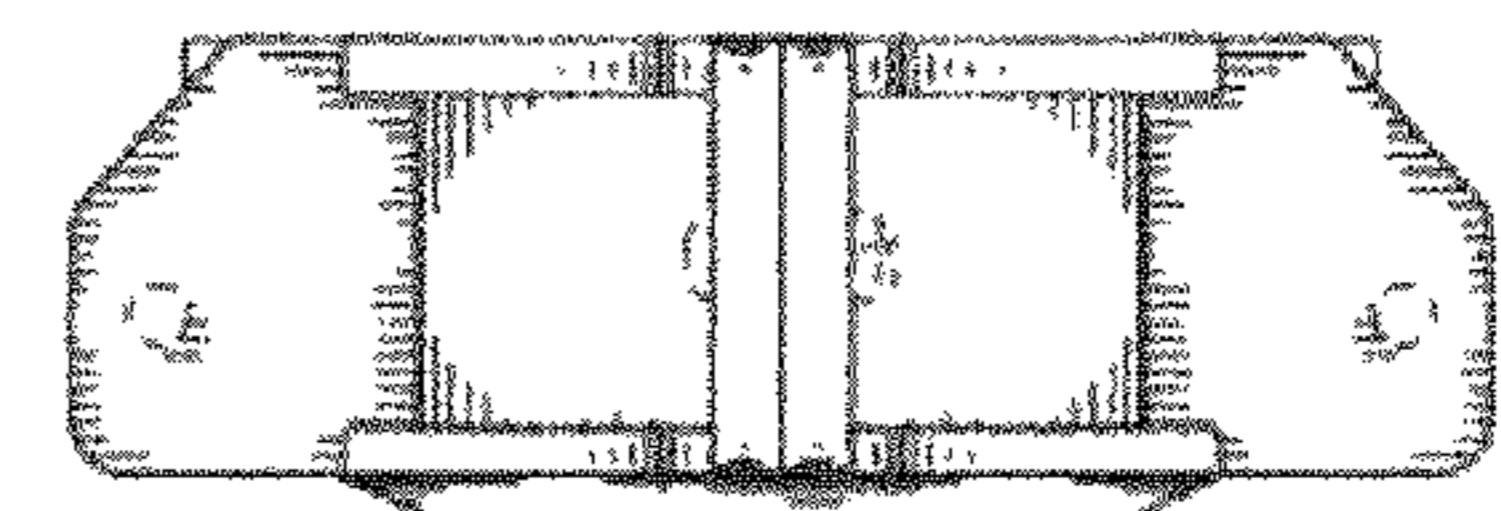


FIG. 7

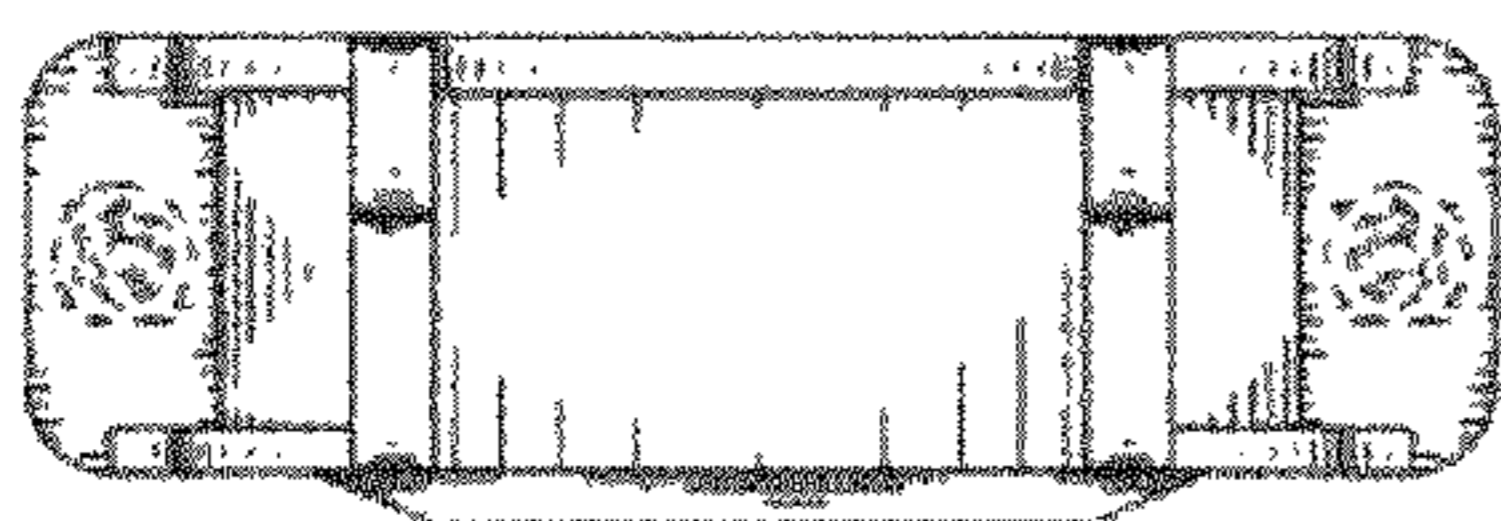


FIG. 6

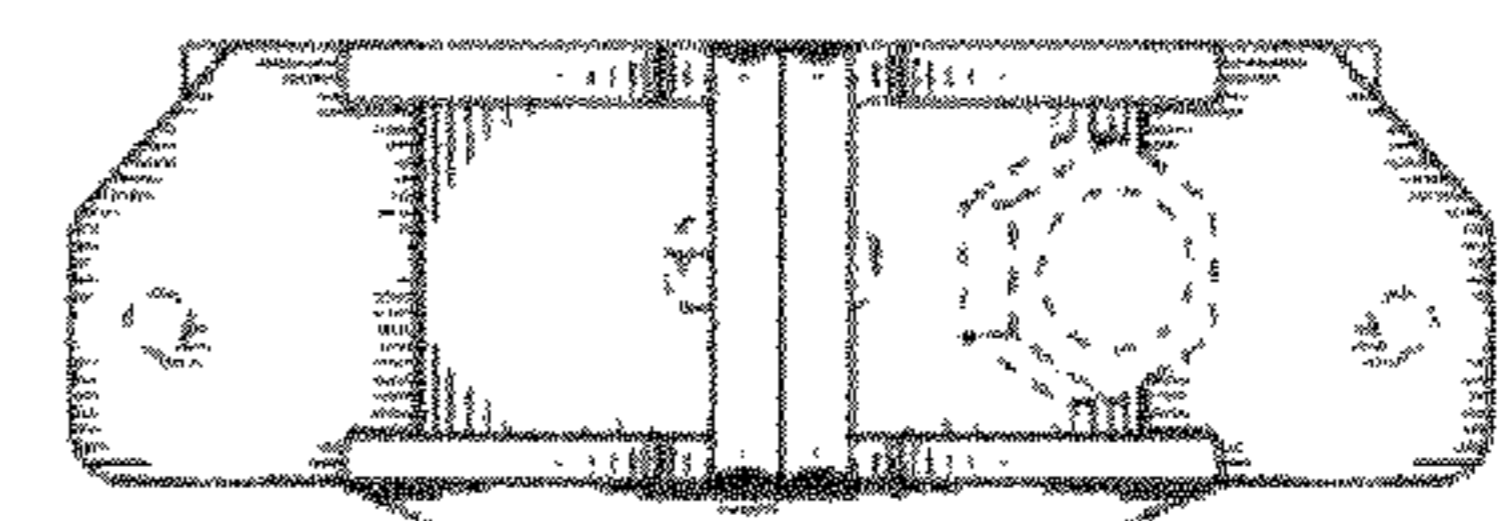


FIG. 8

