



US00D656834S

(12) **United States Design Patent**
Teitelbaum et al.

(10) **Patent No.:** **US D656,834 S**

(45) **Date of Patent:** **** Apr. 3, 2012**

(54) **BOTTLE**

(75) Inventors: **Jacob Teitelbaum**, Chicago, IL (US);
Scott Jost, Chicago, IL (US); **Lee D. Stouch**,
Lakeland, TN (US); **Robert C. Johnson**,
Memphis, TN (US); **Carolyn A. DeMaere**,
New York, NY (US)

(73) Assignee: **MSD Consumer Care, Inc.**,
Memphis, TN (US)

(**) Term: **14 Years**

(21) Appl. No.: **29/360,012**

(22) Filed: **Apr. 19, 2010**

(51) **LOC (9) Cl.** **09-01**

(52) **U.S. Cl.** **D9/541**; D9/542; D9/566; D9/569;
D9/570; D9/574; D9/905

(58) **Field of Classification Search** D9/686-689,
D9/727-729, 773-774, 763, 516, 521, 529-530,
D9/537-543, 553-554, 556-557, 566-567,
D9/569-571, 574; 215/379, 381-382, 384
See application file for complete search history.

(56) **References Cited**

U.S. PATENT DOCUMENTS

1,399,313	A	*	12/1921	Newell	215/382
1,648,344	A	*	11/1927	Hatcher	215/382 X
D78,314	S	*	4/1929	Routt	D9/553 X
D82,139	S	*	9/1930	Curran	D9/566 X
D94,251	S	*	1/1935	Twiggs	D9/570 X
D164,784	S	*	10/1951	Lipton	D9/566 X
D195,650	S	*	7/1963	Koenigsberg	D9/542
D243,067	S	*	1/1977	Mitchell	D9/529
D244,418	S	*	5/1977	Chetta, Jr.	D34/4
D251,359	S	*	3/1979	Turnbull	D9/543
D279,079	S	*	6/1985	Pourtout	D9/553
D421,224	S	*	2/2000	Piel	D9/556 X

D422,506	S	*	4/2000	Cummings	D9/542
D455,648	S	*	4/2002	Cummings	D9/729
D455,655	S	*	4/2002	Bunce	D9/529 X
D502,109	S	*	2/2005	Hutter et al.	D9/538
D526,204	S	*	8/2006	Stolle	D9/529
D540,185	S	*	4/2007	Cummings et al.	D9/728
D546,189	S	*	7/2007	Costello et al.	D9/542
D556,056	S	*	11/2007	Thomas et al.	D9/738
D558,580	S	*	1/2008	Kuzma et al.	D9/541
D567,096	S	*	4/2008	Toh	D9/542
D585,750	S	*	2/2009	Kuzma et al.	D9/529
D585,751	S	*	2/2009	Dombrowski et al.	D9/574 X

* cited by examiner

Primary Examiner — Carol P Rademaker

(74) *Attorney, Agent, or Firm* — Matthew J. Golden

(57) **CLAIM**

The ornamental design for a bottle, as shown and described.

DESCRIPTION

A portion of the disclosure of this patent document contains material which is subject to copyright protection. The copyright owner has no objection to the facsimile reproduction by anyone of the patent document or the patent disclosure, as it appears in the Patent and Trademark Office patent file or records, but reserves all other copyrights whatsoever.

FIG. 1 is a top, front, right side perspective view showing our new design;

FIG. 2 is a front elevational view thereof, the rear elevational view being a mirror image;

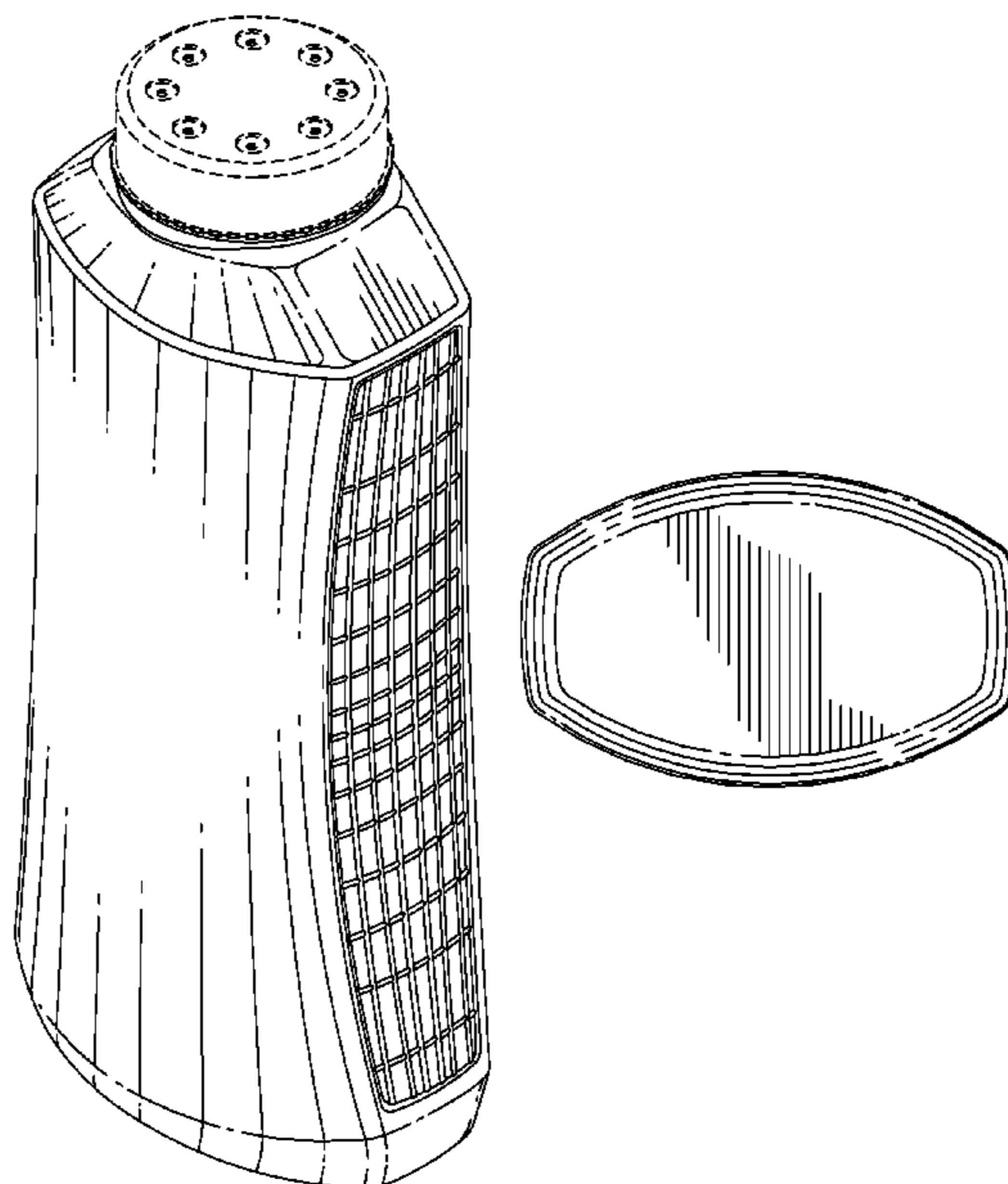
FIG. 3 is a right side elevational view thereof, the left side elevational view being a mirror image;

FIG. 4 is a top plan view thereof; and,

FIG. 5 is a bottom plan view thereof.

The broken line showing of a closure is included for the purpose of illustrating environmental structure and forms no part of the claimed design.

1 Claim, 4 Drawing Sheets



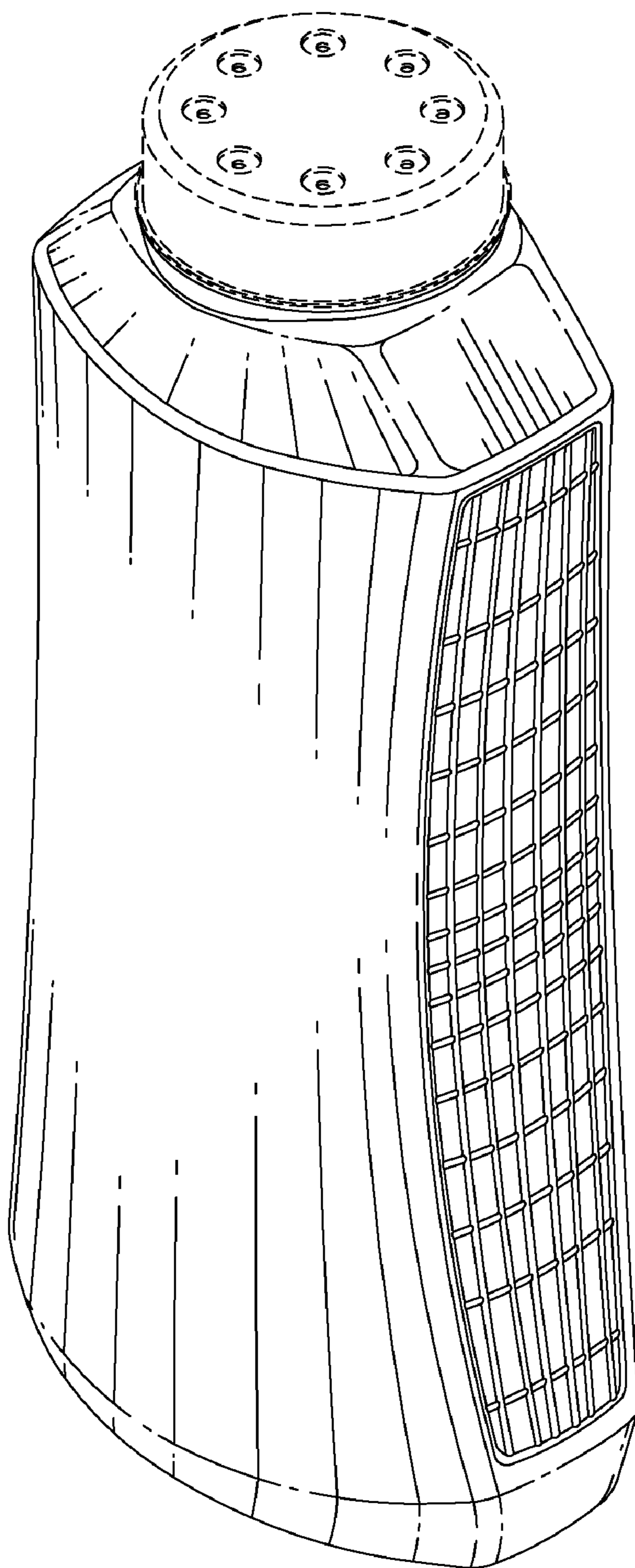


FIG. 1

© 2010 MSD Consumer Care, Inc

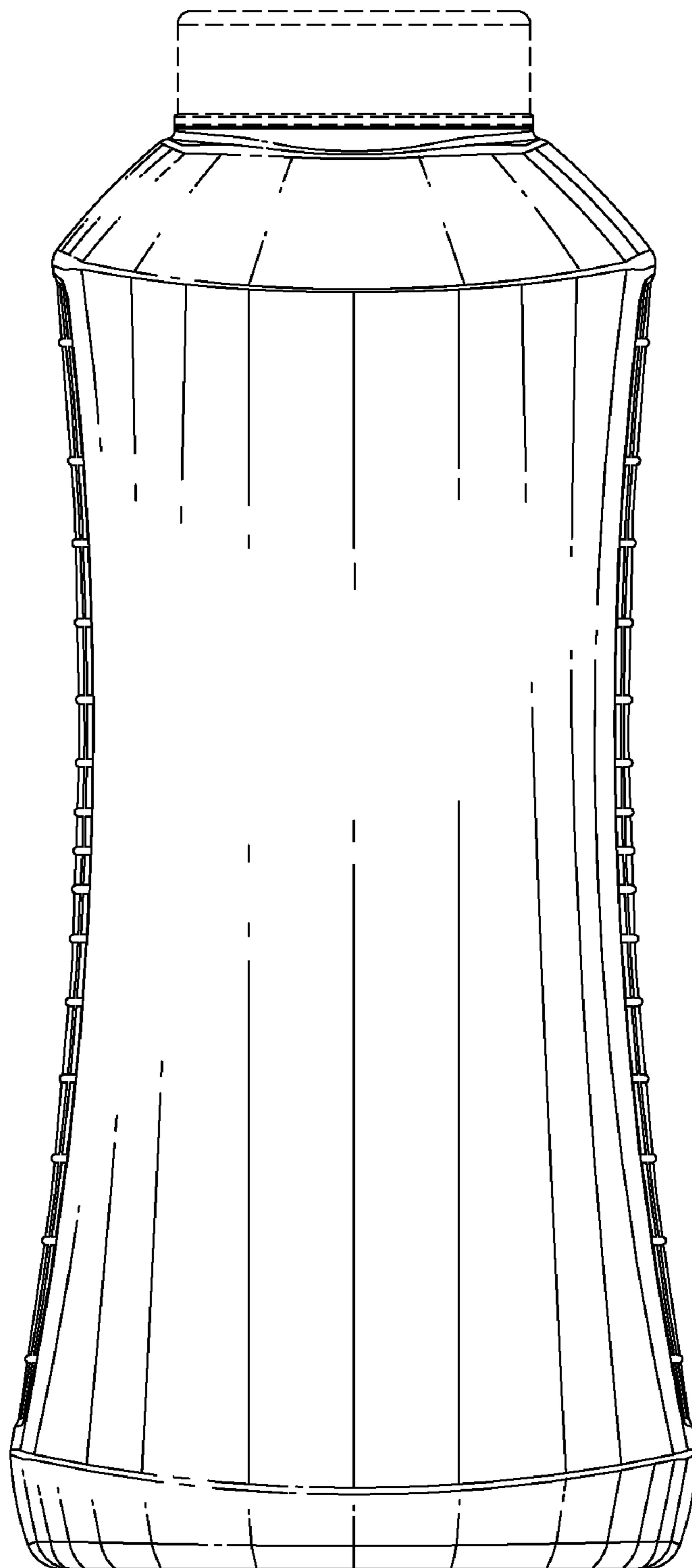


FIG. 2

© 2010 MSD Consumer Care, Inc




FIG. 3

© 2010 MSD Consumer Care, Inc

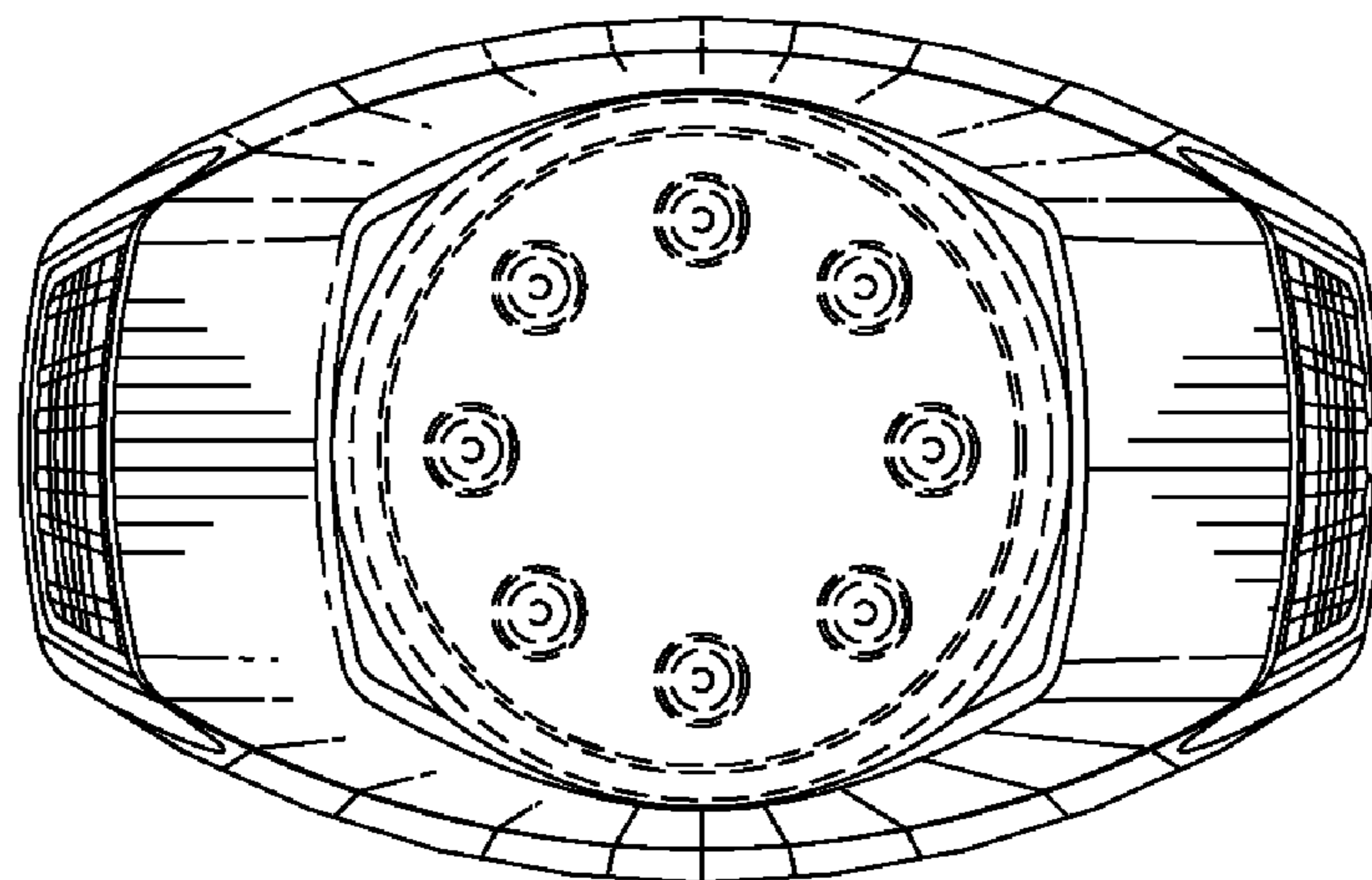


FIG. 4

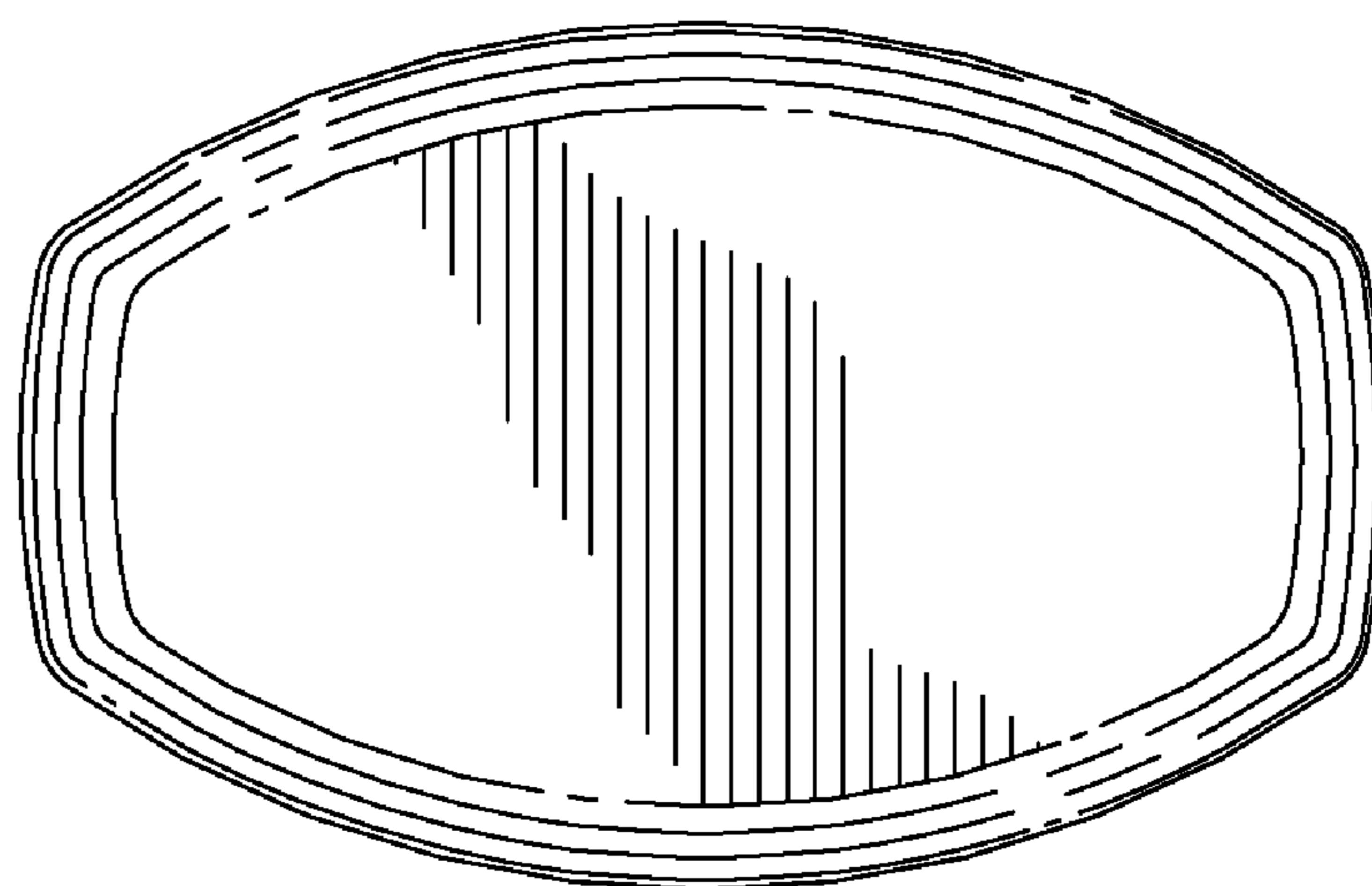


FIG. 5