



US00D656810S

(12) **United States Design Patent**
Kwok et al.

(10) **Patent No.:** **US D656,810 S**
(45) **Date of Patent:** **** Apr. 3, 2012**

(54) **DRAWER KNOB**

(75) Inventors: **Celine Kwok**, Carmel, IN (US); **Seth Fritz**, Carmel, IN (US)

(73) Assignee: **Masco Corporation of Indiana**, Indianapolis, IN (US)

(**) Term: **14 Years**

(21) Appl. No.: **29/400,461**

(22) Filed: **Aug. 29, 2011**

(51) **LOC (9) Cl.** **08-06**

(52) **U.S. Cl.** **D8/312; D8/307**

(58) **Field of Classification Search** D8/300–302,
D8/305, 310, 312–321, DIG. 1; D6/633;
D7/393; D3/291, 318; D23/250–254; 292/347,
292/336.3; 16/101.1, 412, 414–420, 443–446,
16/441, 110 R, 111 R, DIG. 19, DIG. 20
See application file for complete search history.

(56) **References Cited**

U.S. PATENT DOCUMENTS

D269,409 S *	6/1983	Ferdinand et al.	D8/307
D271,843 S *	12/1983	Ferdinand et al.	D8/312
D355,838 S *	2/1995	Chieda	D8/312
D361,257 S *	8/1995	Chieda	D8/312
D365,742 S *	1/1996	Decursu et al.	D8/312
5,499,427 A *	3/1996	Bowman	16/417
D372,658 S *	8/1996	Decursu et al.	D8/312

D526,883 S *	8/2006	Gilbert	D8/312
D548,038 S *	8/2007	Huang	D8/312
D564,333 S *	3/2008	McConnell	D8/312
D570,186 S *	6/2008	Hanes	D8/317
D573,438 S *	7/2008	Ricereto	D8/310
D579,307 S *	10/2008	Himmelburger	D8/312
D580,737 S *	11/2008	Singtoroj	D8/312
D584,127 S *	1/2009	Matijevic	D8/312
D602,331 S *	10/2009	Owens	D8/307
D604,586 S *	11/2009	Rauk et al.	D8/312
D621,238 S *	8/2010	Rauk et al.	D8/312
D643,276 S *	8/2011	Roe et al.	D8/307

* cited by examiner

Primary Examiner — Mark Goodwin

(74) *Attorney, Agent, or Firm* — Edgar A. Zarins; Nirav D. Parikh; Lora J. Graentzdoerffer

(57) **CLAIM**

The ornamental design for a drawer knob, as shown and described.

DESCRIPTION

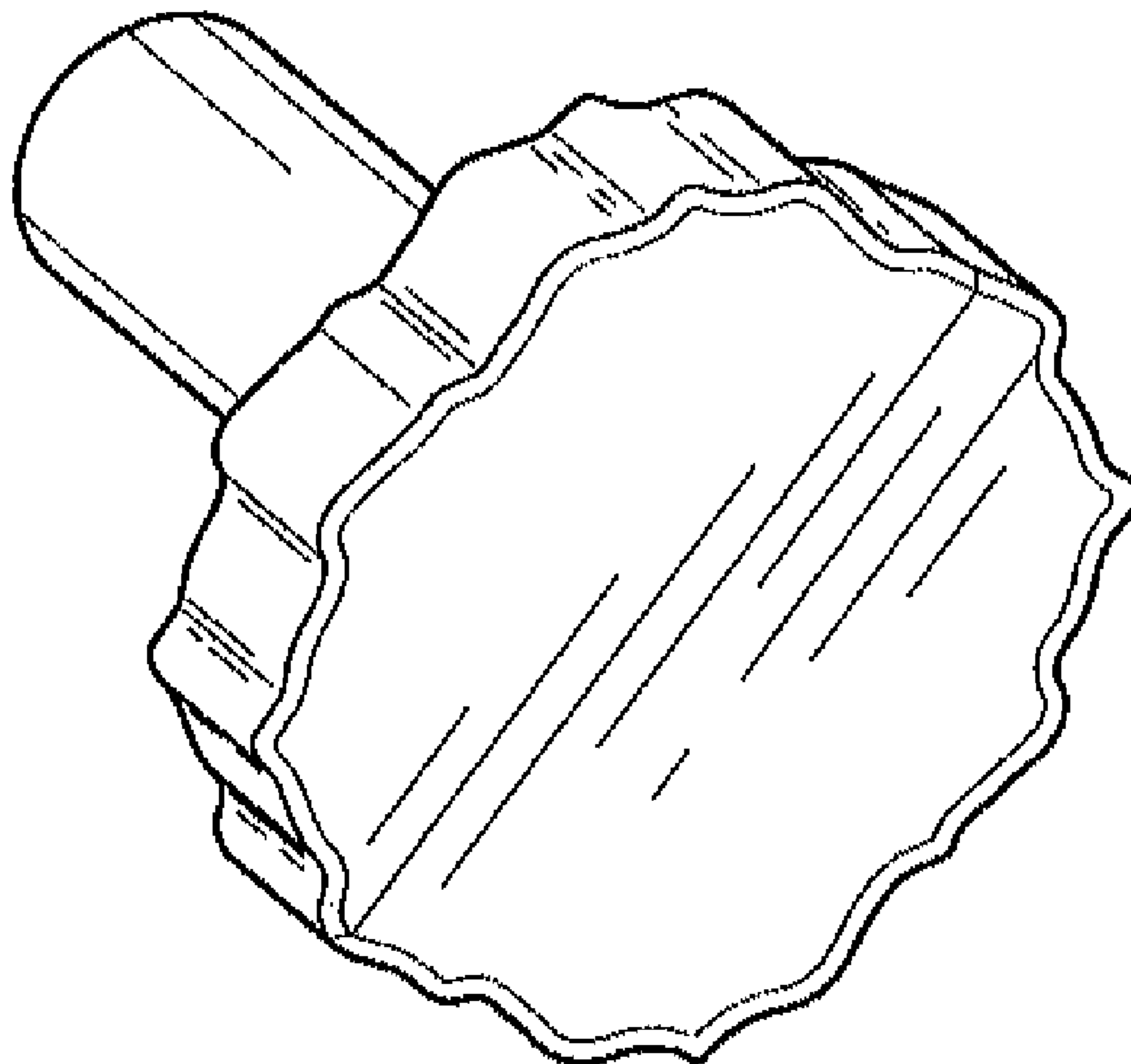
FIG. 1 is a perspective view of a drawer knob showing our new design;

FIG. 2 is a first side view thereof, the opposite side being a mirror image of the side shown;

FIG. 3 is a front elevational view thereof; and,

FIG. 4 is a second side view thereof, the opposite side being a mirror image of the side shown.

1 Claim, 1 Drawing Sheet



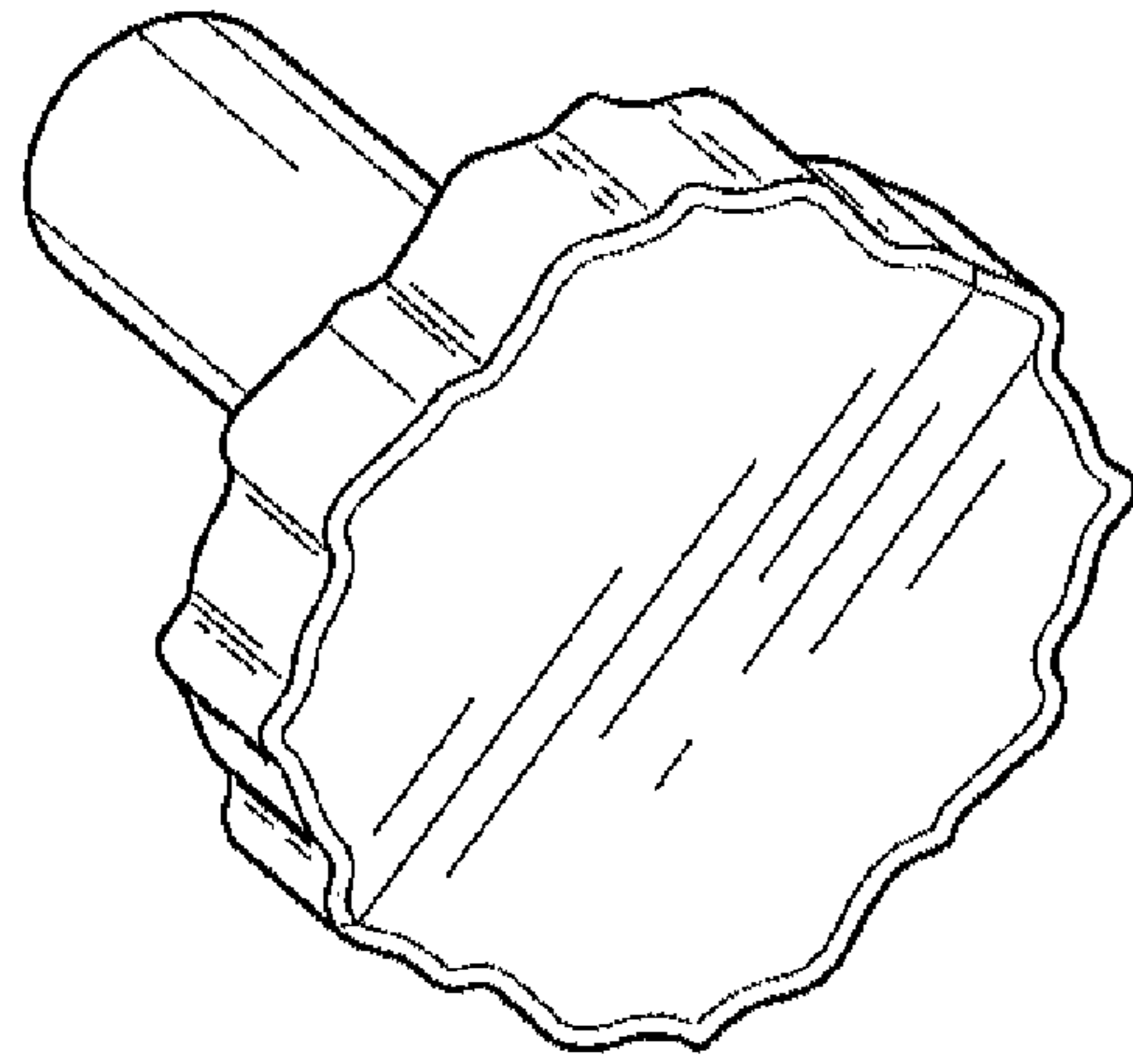


Fig-1

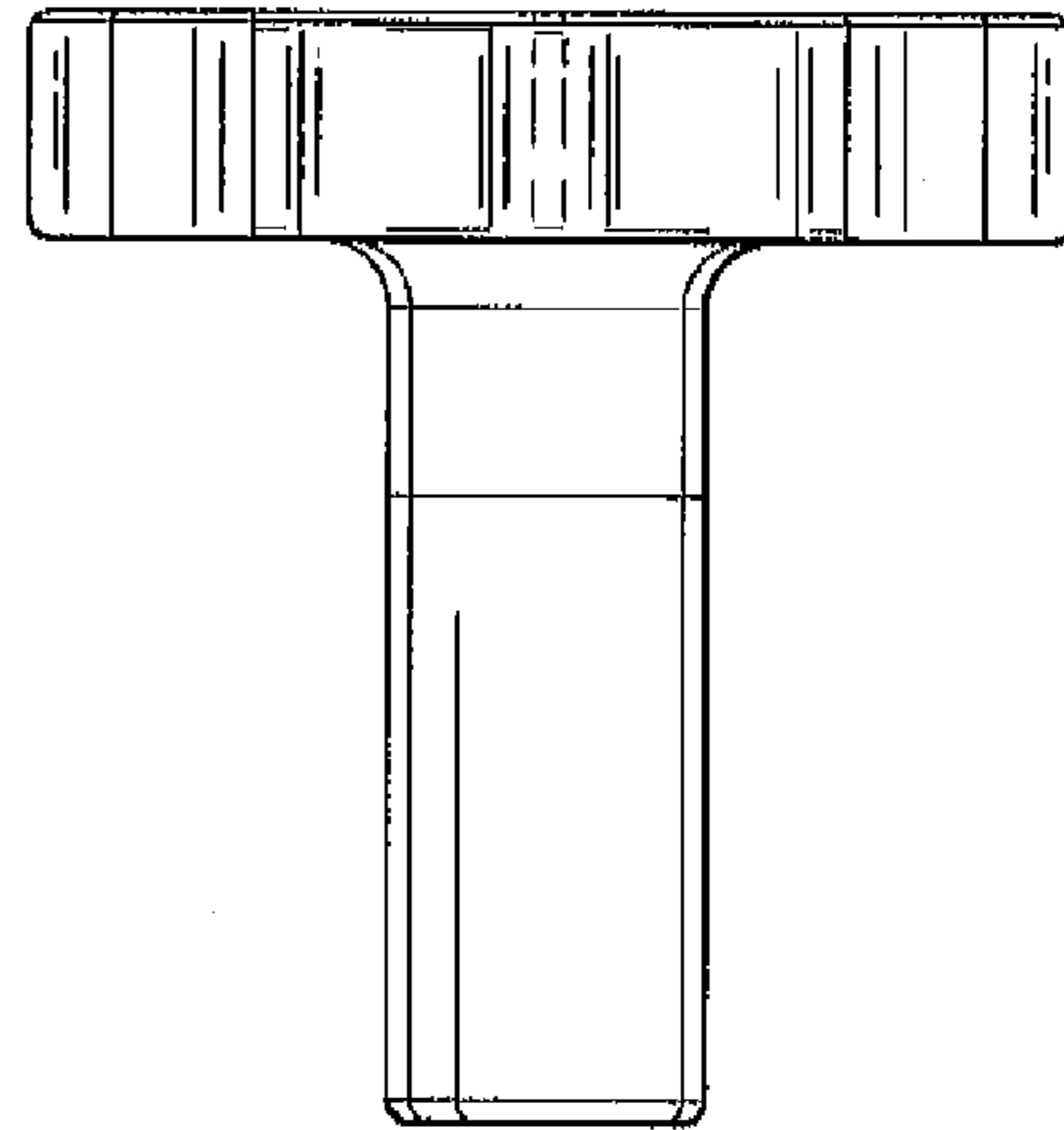


Fig-2




Fig-3

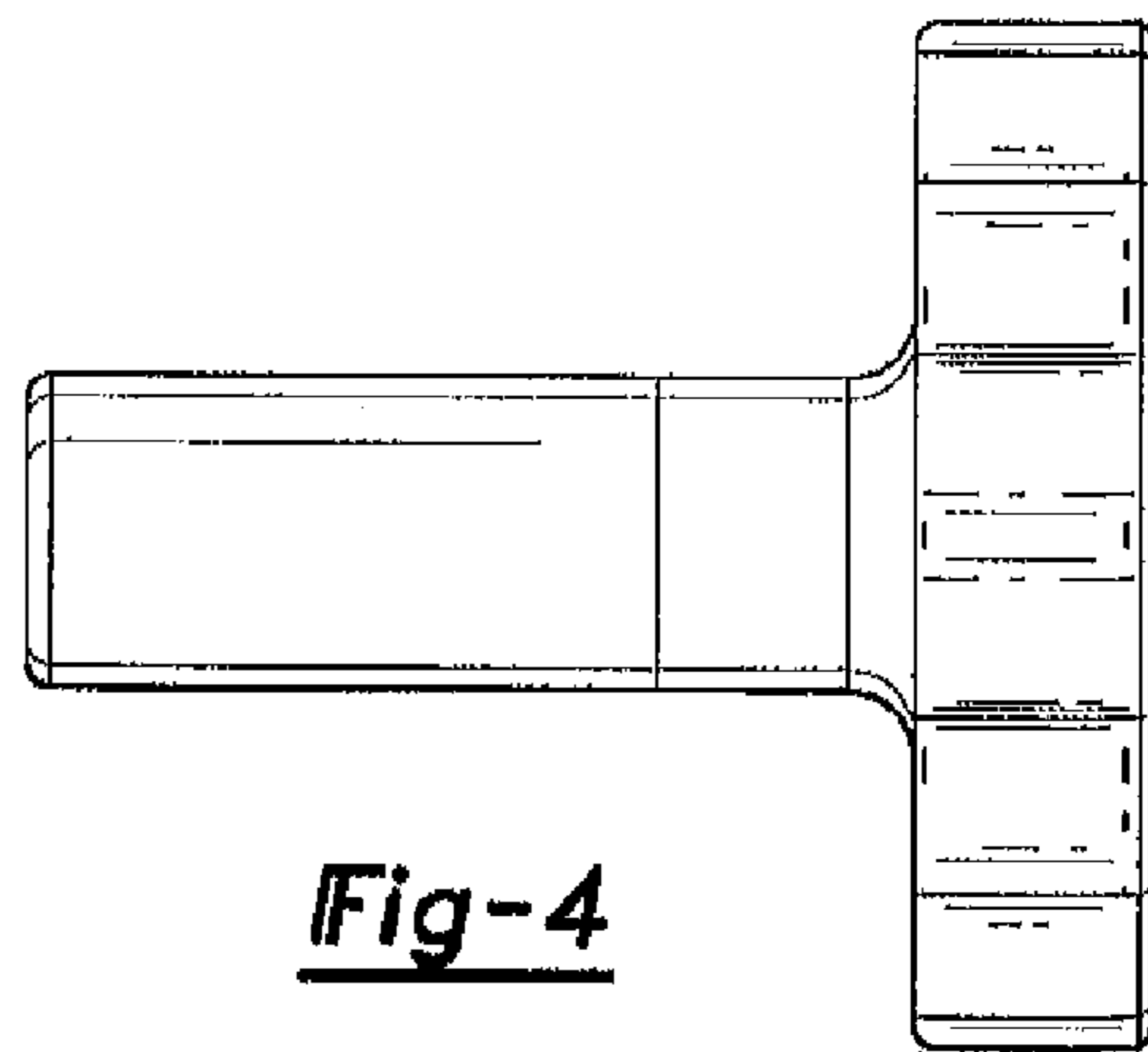


Fig-4