



US00D656808S

(12) **United States Design Patent**  
**Arvinte et al.**

(10) **Patent No.:** **US D656,808 S**

(45) **Date of Patent:** **\*\* Apr. 3, 2012**

- (54) **CORNER SANDING SPONGE**
- (75) Inventors: **Roméo Arvinte**, Laval-des-Rapides (CA); **François Panfili**, Berthierville (CA)
- (73) Assignee: **A. Richard Tools Co./Outils A. Richard Co.**, Berthierville, Quebec (CA)
- (\*\*) Term: **14 Years**
- (21) Appl. No.: **29/384,463**
- (22) Filed: **Jan. 31, 2011**

- (30) **Foreign Application Priority Data**
- Sep. 30, 2010 (CA) ..... 137374
- (51) **LOC (9) Cl.** ..... **08-05**
- (52) **U.S. Cl.** ..... **D8/90**
- (58) **Field of Classification Search** ..... D8/62, D8/90-94; D28/59; 132/76.4, 76.5; 451/28, 451/344, 354, 490, 492, 499, 512-513, 516, 451/523-524, 526; D32/40; D19/59; D21/505, D21/511
- See application file for complete search history.

- (56) **References Cited**
- U.S. PATENT DOCUMENTS**
- 1,527,051 A \* 2/1925 Longan ..... 434/235
- 1,598,235 A \* 8/1926 Barbieri ..... 229/110
- 2,003,600 A \* 6/1935 Lowenfels ..... 426/130
- 2,780,533 A \* 2/1957 Hurst ..... 51/297
- 3,034,254 A \* 5/1962 Christiansen ..... 446/128
- 3,137,880 A \* 6/1964 Kubit et al. .... 15/244.1
- 3,627,866 A \* 12/1971 Laws ..... 264/148
- 3,938,205 A \* 2/1976 Spann ..... 5/632
- 4,214,326 A \* 7/1980 Spann ..... 5/632
- D262,147 S \* 12/1981 Sussman ..... D28/59
- 4,573,683 A \* 3/1986 Lamle et al. .... 273/157 R
- 4,887,396 A \* 12/1989 Lukianoff ..... 451/523
- 5,052,337 A \* 10/1991 Talcott et al. .... 118/667
- D340,397 S \* 10/1993 Demers ..... D8/90
- D348,817 S \* 7/1994 Demers ..... D8/90

- 5,337,523 A \* 8/1994 Walsh ..... 451/502
- D355,829 S \* 2/1995 Kotlarz ..... D8/90
- D356,033 S \* 3/1995 Horvat et al. .... D9/430
- D356,935 S \* 4/1995 Demers ..... D8/90
- D356,936 S \* 4/1995 Demers ..... D8/90
- 5,690,547 A \* 11/1997 Holland et al. .... 451/524
- 5,928,760 A \* 7/1999 Usui et al. .... 428/143
- D416,648 S \* 11/1999 Letherby et al. .... D28/59
- 6,183,677 B1 \* 2/2001 Usui et al. .... 264/131
- 6,227,959 B1 \* 5/2001 Beaudry ..... 451/526
- 6,439,988 B1 \* 8/2002 Long et al. .... 451/495
- 6,524,175 B2 \* 2/2003 Beaudry et al. .... 451/524
- D475,808 S \* 6/2003 Jancik ..... D28/59
- D480,619 S \* 10/2003 Koenig, Jr. .... D8/90
- D497,092 S \* 10/2004 McCarthy ..... D8/90
- D497,220 S \* 10/2004 Torkiya ..... D28/59
- D527,974 S \* 9/2006 Petersen et al. .... D8/90
- 7,364,501 B2 \* 4/2008 Ali et al. .... 451/534
- 7,485,031 B1 \* 2/2009 Stubbs ..... 451/523
- 7,497,768 B2 \* 3/2009 Minick et al. .... 451/527

(Continued)

**OTHER PUBLICATIONS**

Triangular Corner Sponge. Downloaded Oct. 1, 2011 at [http://www.arichard.com/ui/s\\_public/en/products\\_detail.aspx?id=5489](http://www.arichard.com/ui/s_public/en/products_detail.aspx?id=5489).\*

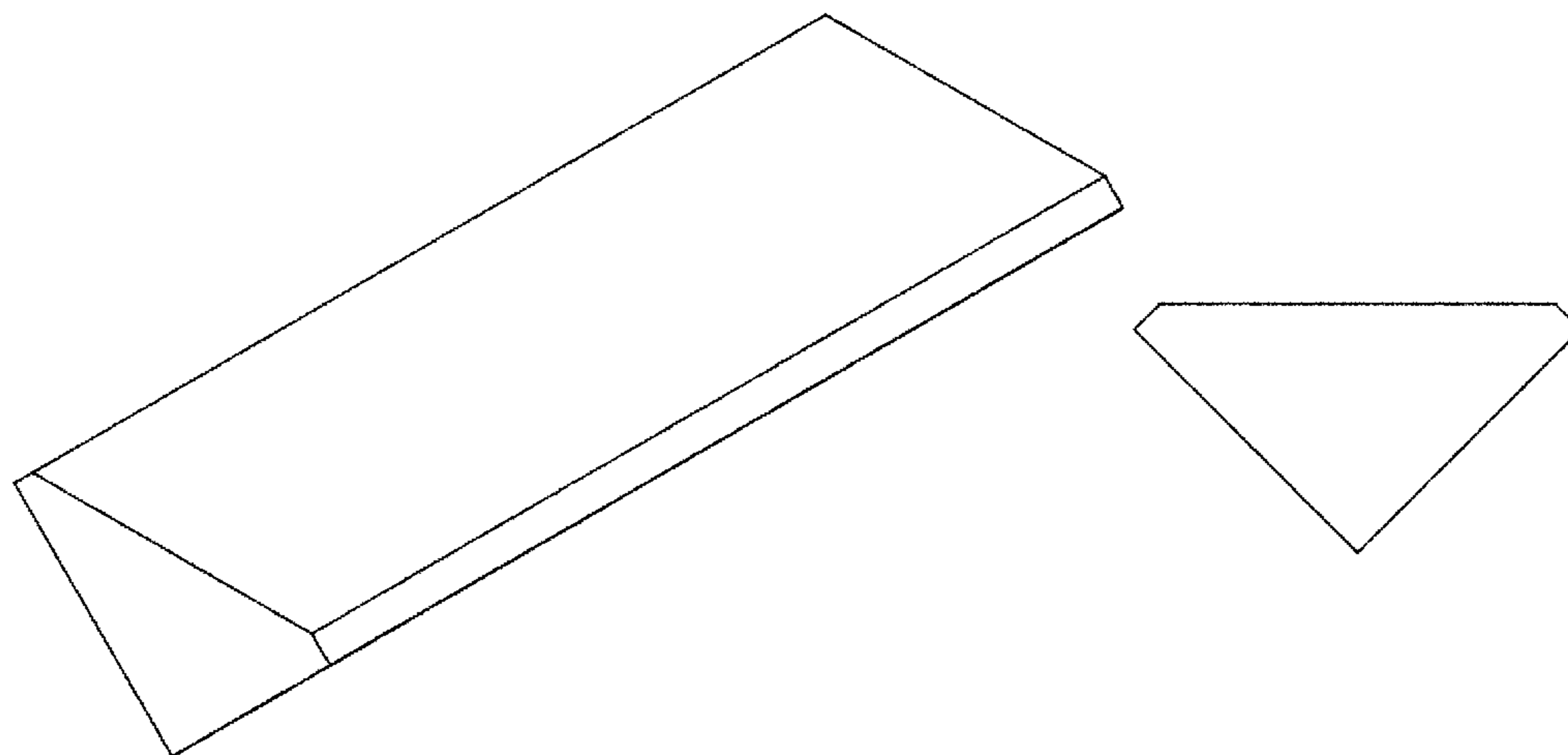
*Primary Examiner* — Philip S Hyder  
*Assistant Examiner* — Roselynn Cody  
(74) *Attorney, Agent, or Firm* — Merchant & Gould P.C.

(57) **CLAIM**  
The ornamental design for a corner sanding sponge, as shown and described.

**DESCRIPTION**

FIG. 1 is a perspective view of a corner sanding sponge showing our new design;  
FIG. 2 is a left elevational side view thereof;  
FIG. 3 is a right elevational side view thereof;  
FIG. 4 is a front elevational view thereof;  
FIG. 5 is a rear elevational view thereof;  
FIG. 6 is a top plan view thereof; and,  
FIG. 7 is a bottom plan view thereof.

**1 Claim, 7 Drawing Sheets**



# US D656,808 S

Page 2

---

## U.S. PATENT DOCUMENTS

7,618,306	B2 *	11/2009	Felipe et al.	451/28	2004/0092219	A1 *	5/2004	Koenig, Jr.	451/523
7,621,802	B2 *	11/2009	McCarthy	451/523	2005/0081870	A1 *	4/2005	Jancik	132/76.4
D619,882	S *	7/2010	Estok	D8/380	2006/0135049	A1 *	6/2006	Petersen et al.	451/495
D624,385	S *	9/2010	Zarro	D8/90	2006/0135050	A1 *	6/2006	Petersen et al.	451/523
7,901,275	B2 *	3/2011	Brogden	451/526	2007/0243804	A1 *	10/2007	Peterson	451/534
2001/0000503	A1 *	4/2001	Beaudry et al.	451/523	2009/0065538	A1 *	3/2009	Rodriquez et al.	224/267
2003/0224708	A1 *	12/2003	Koenig, Jr.	451/461	2009/0264058	A1 *	10/2009	Brogden	451/525
2004/0038634	A1 *	2/2004	McCarthy	451/526	2011/0045747	A1 *	2/2011	Whitworth	451/53

\* cited by examiner

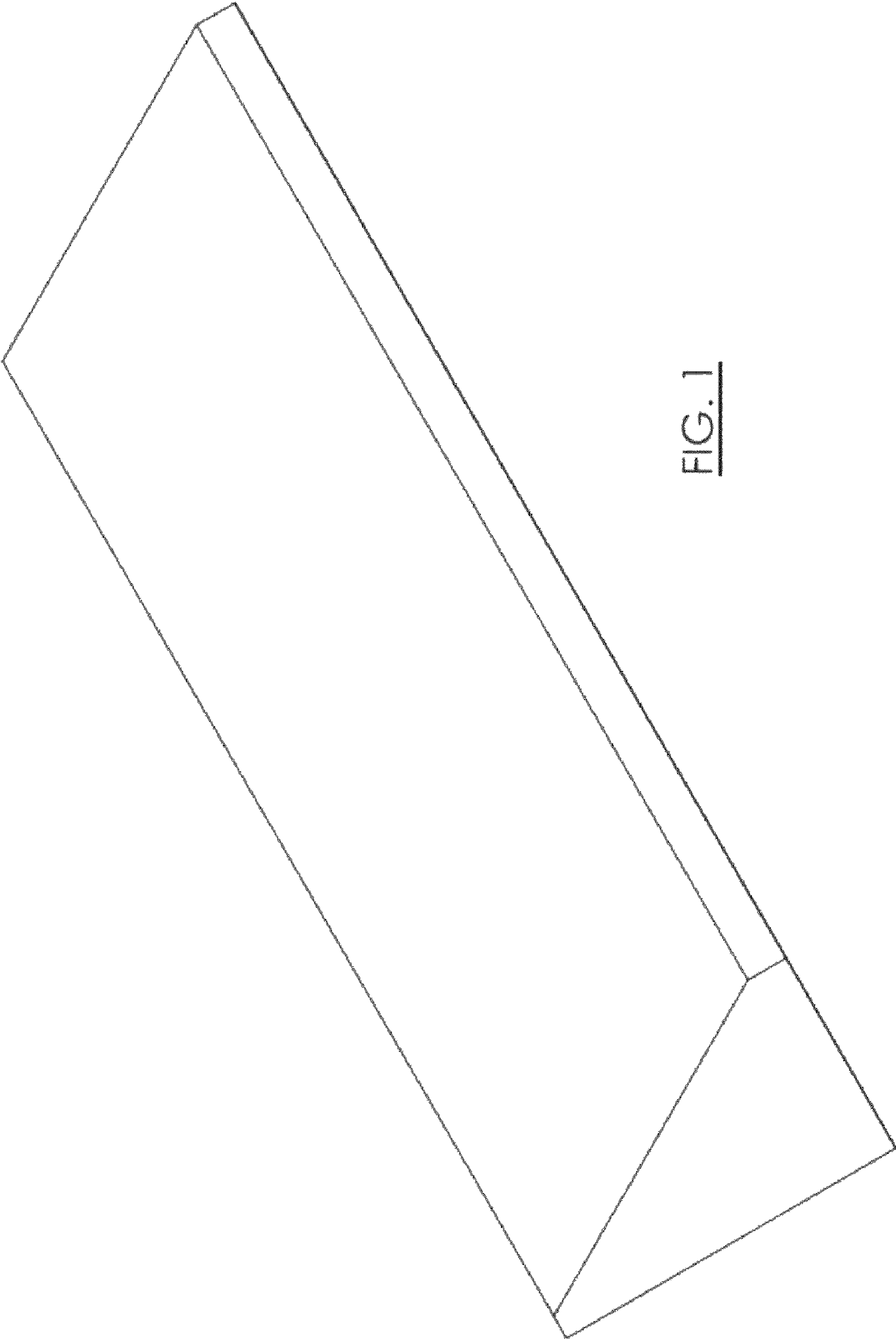


FIG. 1




FIG. 2




FIG. 3

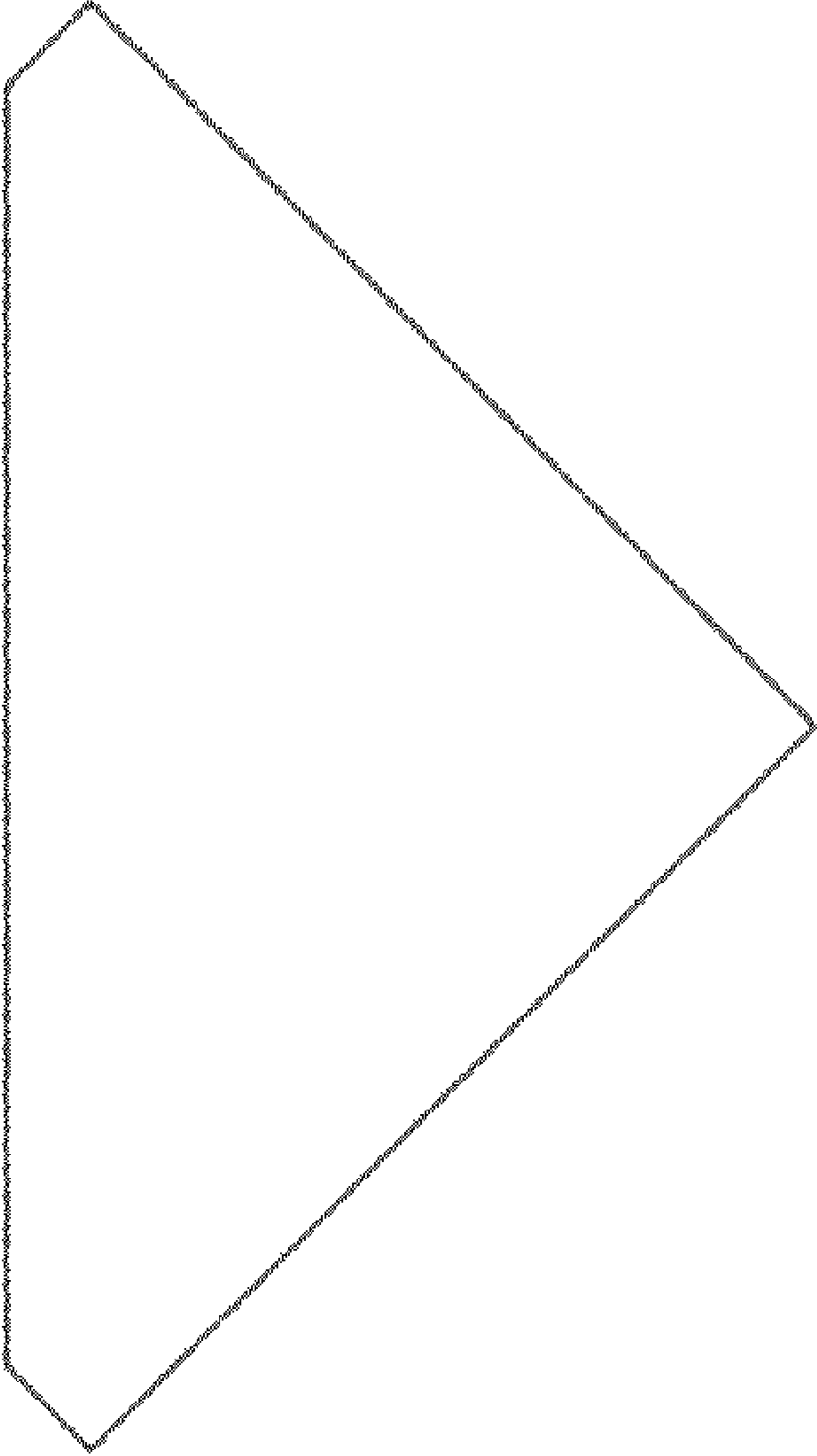


FIG. 4

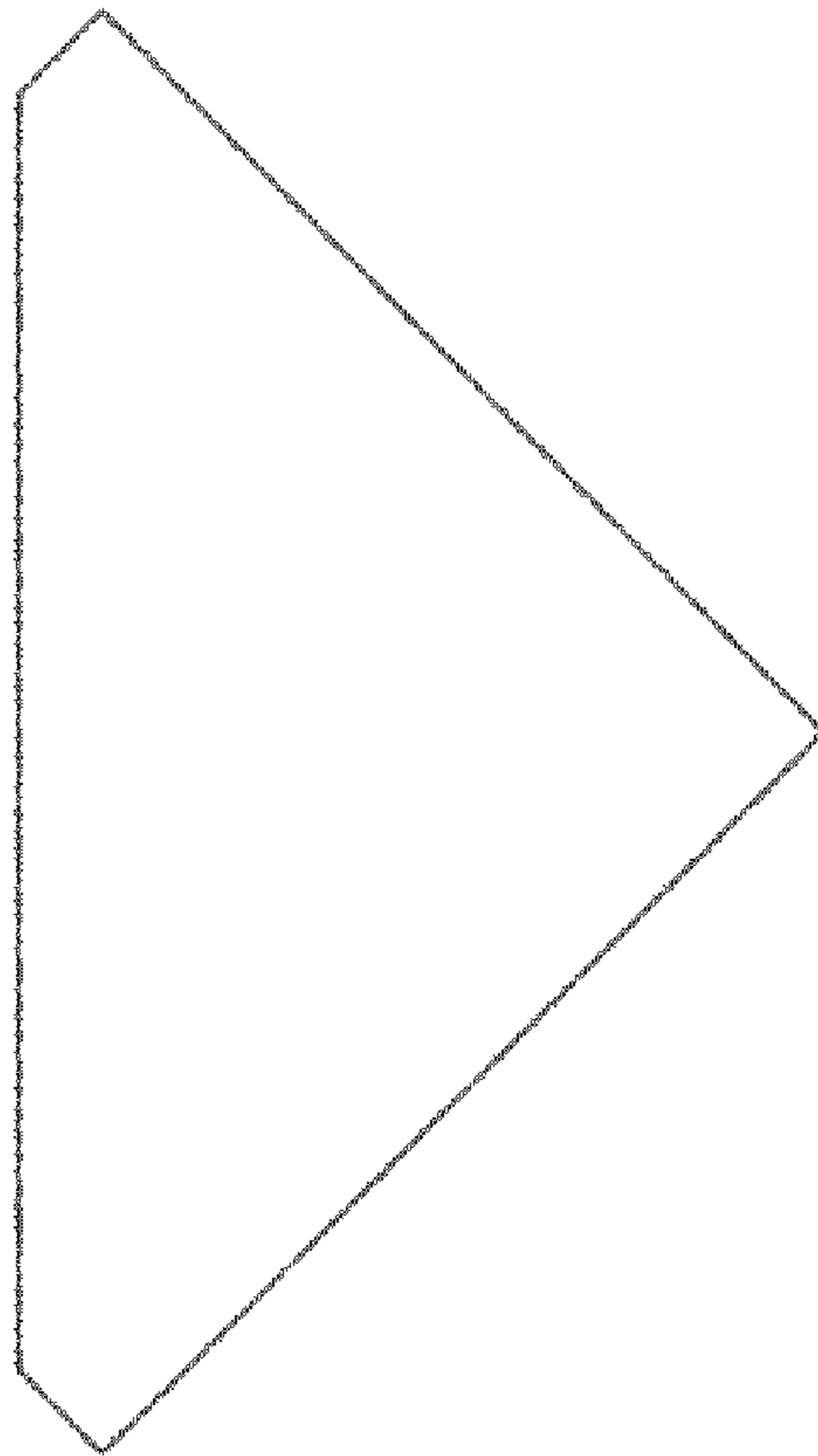


FIG. 5




FIG. 6






FIG. 7