



US00D656803S

(12) **United States Design Patent**  
**Carley**

(10) **Patent No.:** **US D656,803 S**

(45) **Date of Patent:** **\*\* Apr. 3, 2012**

(54) **BOTTLE OPENER**

(76) Inventor: **Steven M. Carley**, Crescent City, IL  
(US)

(\*\*) Term: **14 Years**

(21) Appl. No.: **29/399,946**

(22) Filed: **Aug. 22, 2011**

(51) **LOC (9) Cl.** ..... **07-99**

(52) **U.S. Cl.** ..... **D8/33; D8/38**

(58) **Field of Classification Search** ..... D8/14,  
D8/16-19, 33-43, 88, 89, 105; 7/113, 151-156;  
30/400-410, 416-430, 433, 434, 443, 450;  
81/3.07, 3.09, 3.2, 3.27, 3.29, 3.31, 3.35,  
81/3.37, 3.4, 3.45, 3.48, 3.49, 3.55  
See application file for complete search history.

(56) **References Cited**

**U.S. PATENT DOCUMENTS**

|           |   |   |         |                |       |         |
|-----------|---|---|---------|----------------|-------|---------|
| 1,752,189 | A | * | 3/1930  | Lotz           | ..... | 81/3.27 |
| 3,812,741 | A | * | 5/1974  | Heine          | ..... | 81/3.4  |
| D249,452  | S | * | 9/1978  | Gendron        | ..... | D8/40   |
| D277,160  | S | * | 1/1985  | Antone         | ..... | D8/40   |
| D281,572  | S | * | 12/1985 | Gabriel et al. | ..... | D8/40   |
| D287,693  | S | * | 1/1987  | Janiszeski     | ..... | D8/40   |
| D334,326  | S | * | 3/1993  | Detling        | ..... | D8/40   |

|          |   |   |         |                  |       |       |
|----------|---|---|---------|------------------|-------|-------|
| D346,102 | S | * | 4/1994  | Ogden            | ..... | D8/40 |
| D426,439 | S | * | 6/2000  | Hames            | ..... | D8/40 |
| D460,669 | S | * | 7/2002  | Cizek            | ..... | D8/26 |
| D488,691 | S | * | 4/2004  | Ziems            | ..... | D8/40 |
| D557,574 | S | * | 12/2007 | Hein             | ..... | D8/18 |
| D603,237 | S | * | 11/2009 | Corredor-Londono | ..... | D8/38 |

\* cited by examiner

*Primary Examiner* — Garth Rademaker

(74) *Attorney, Agent, or Firm* — Sinorica, LLC

(57) **CLAIM**

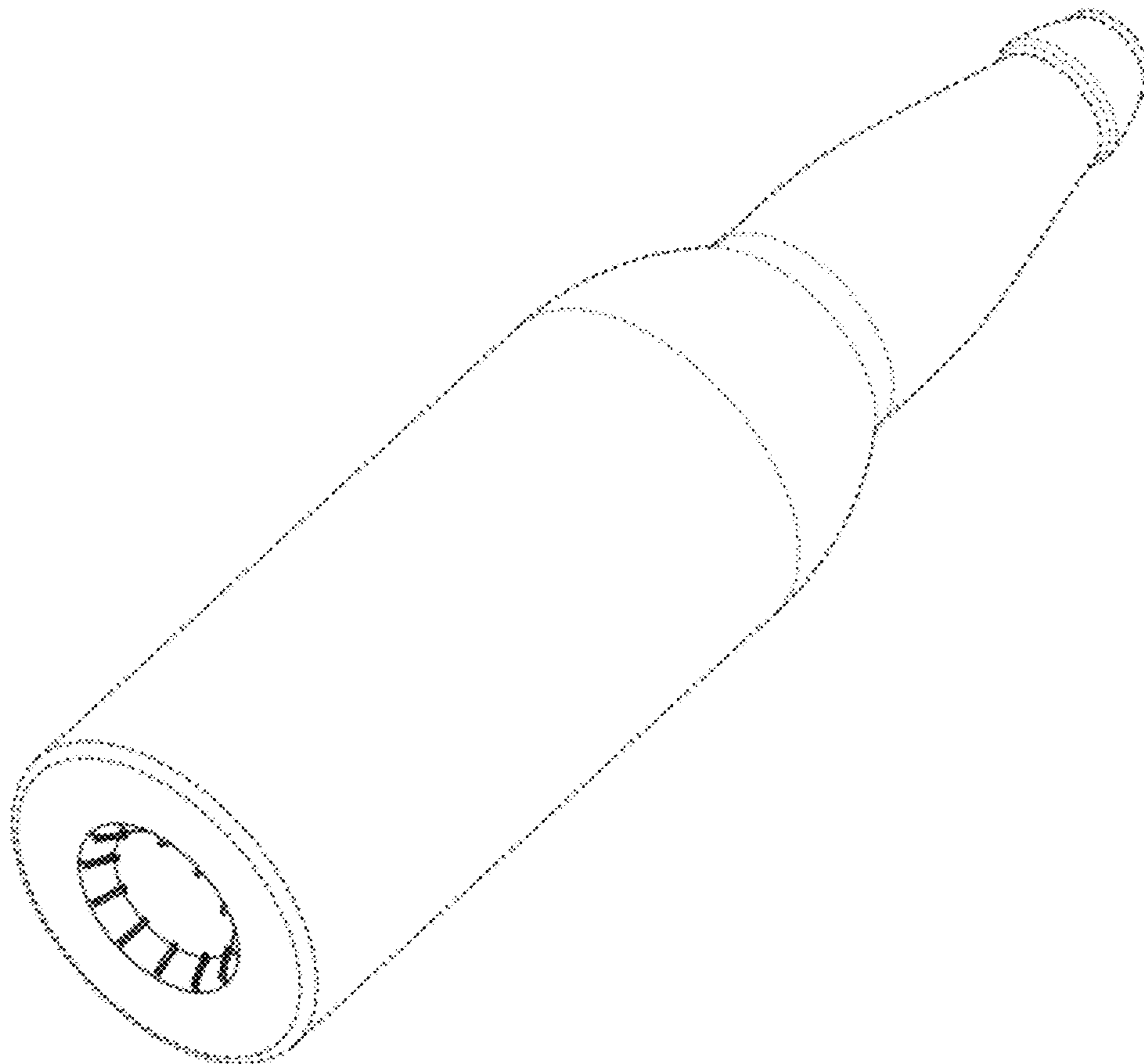
The ornamental design for a bottle opener, as shown and described.

**DESCRIPTION**

FIG. 1 is a bottom perspective view of a bottle opener; FIG. 2 is a alternate perspective view thereof; FIG. 3 is a slightly angled perspective view thereof; FIG. 4 is a bottom plan view thereof; FIG. 5 is a front elevational view thereof; and, FIG. 6 is a cross-sectional view thereof, taken on line 6-6 of FIG. 5.

The broken line showing of a bottle is for the purpose of illustrating environmental structure and forms no part of the claimed design.

**1 Claim, 4 Drawing Sheets**



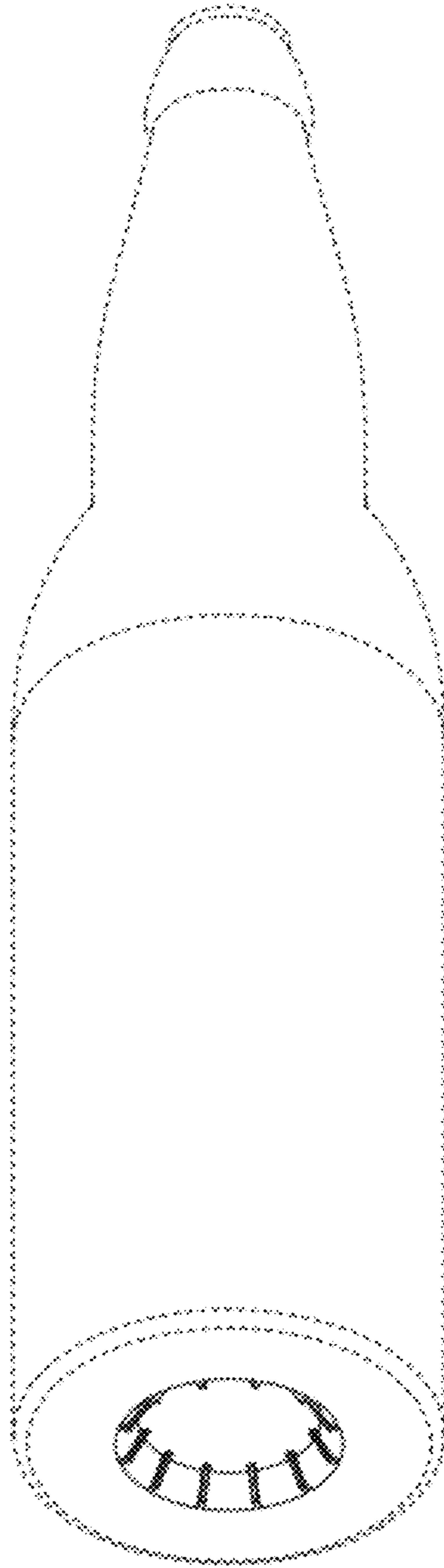


FIG. 1

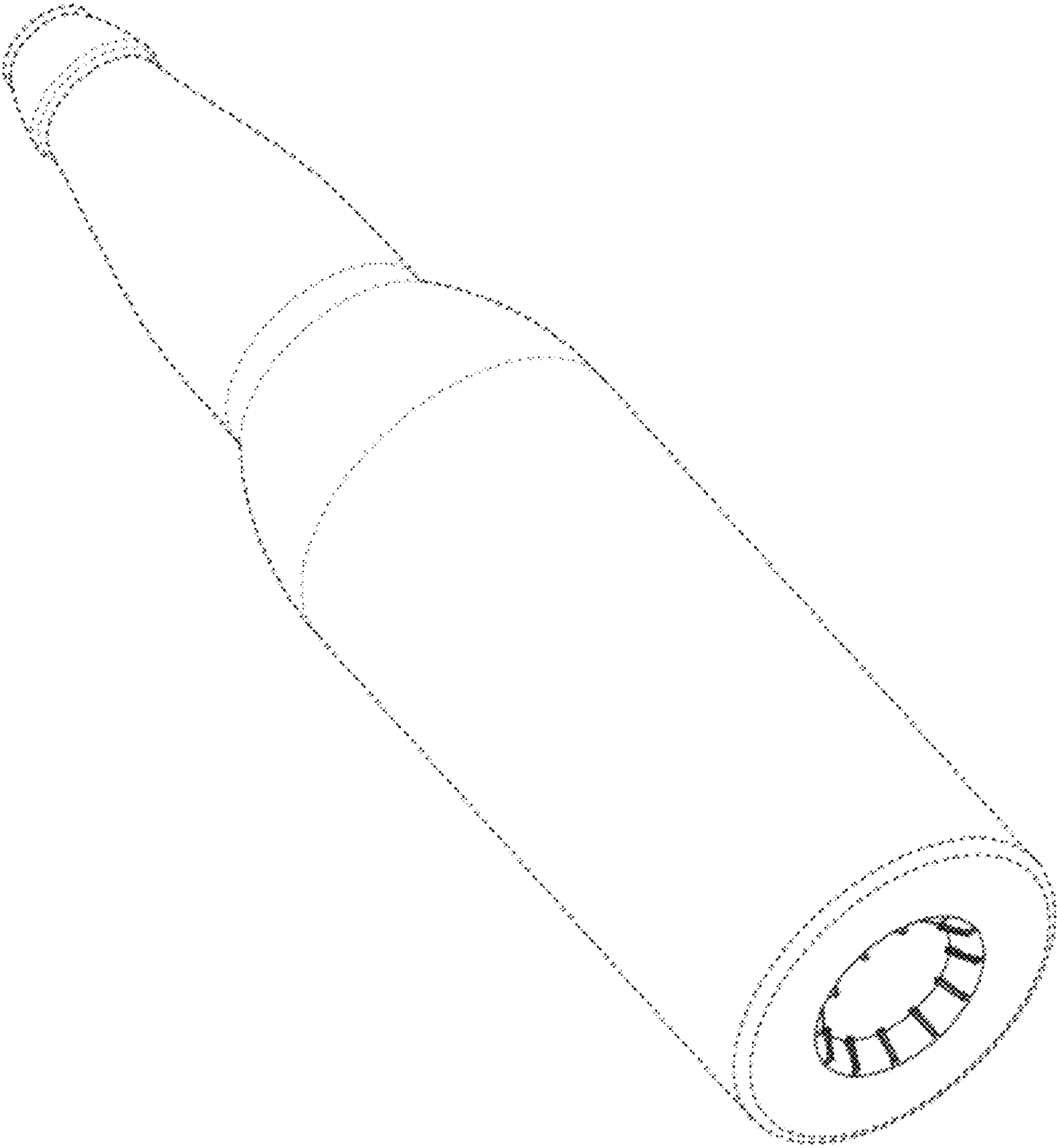


FIG. 2

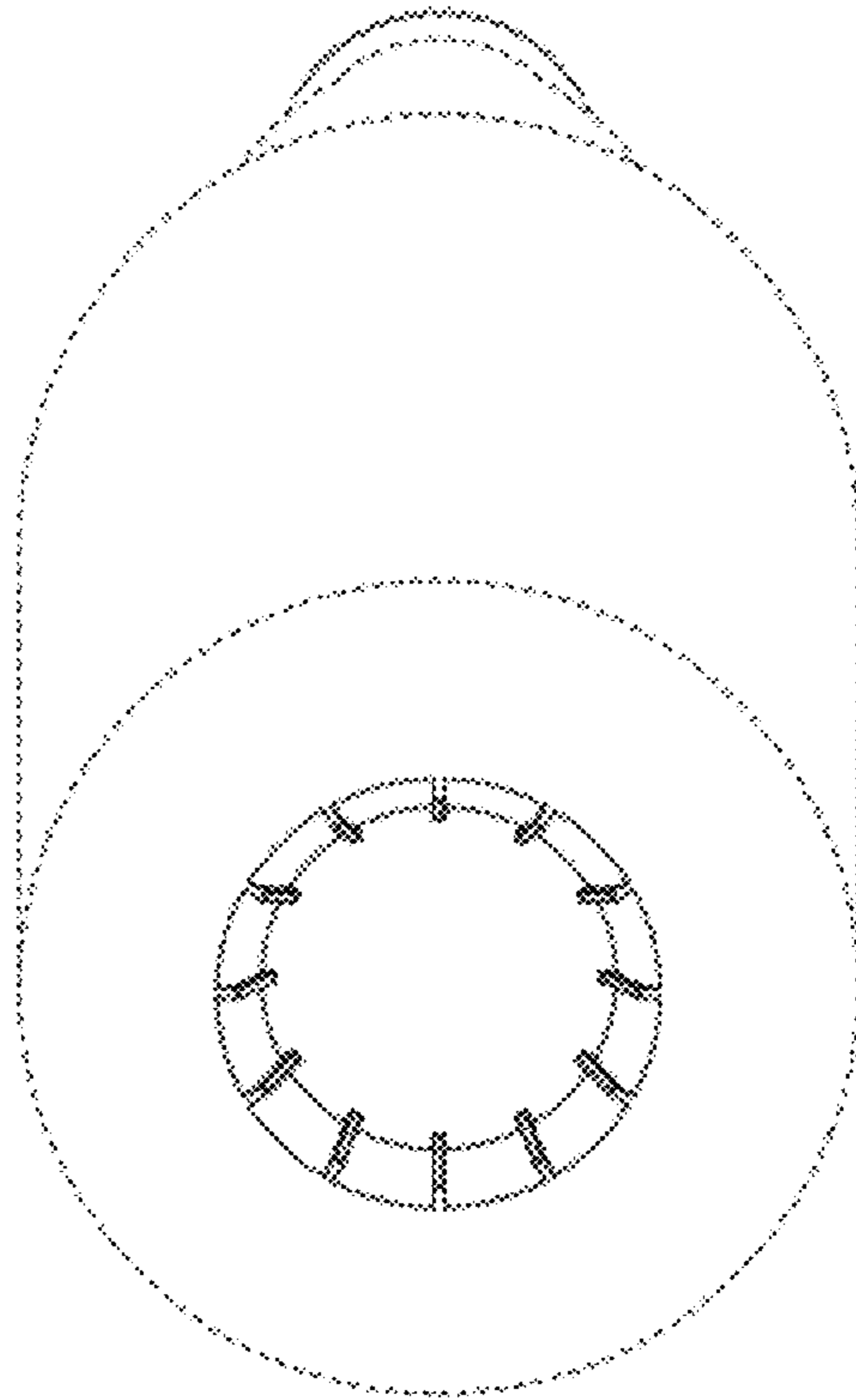


FIG. 3

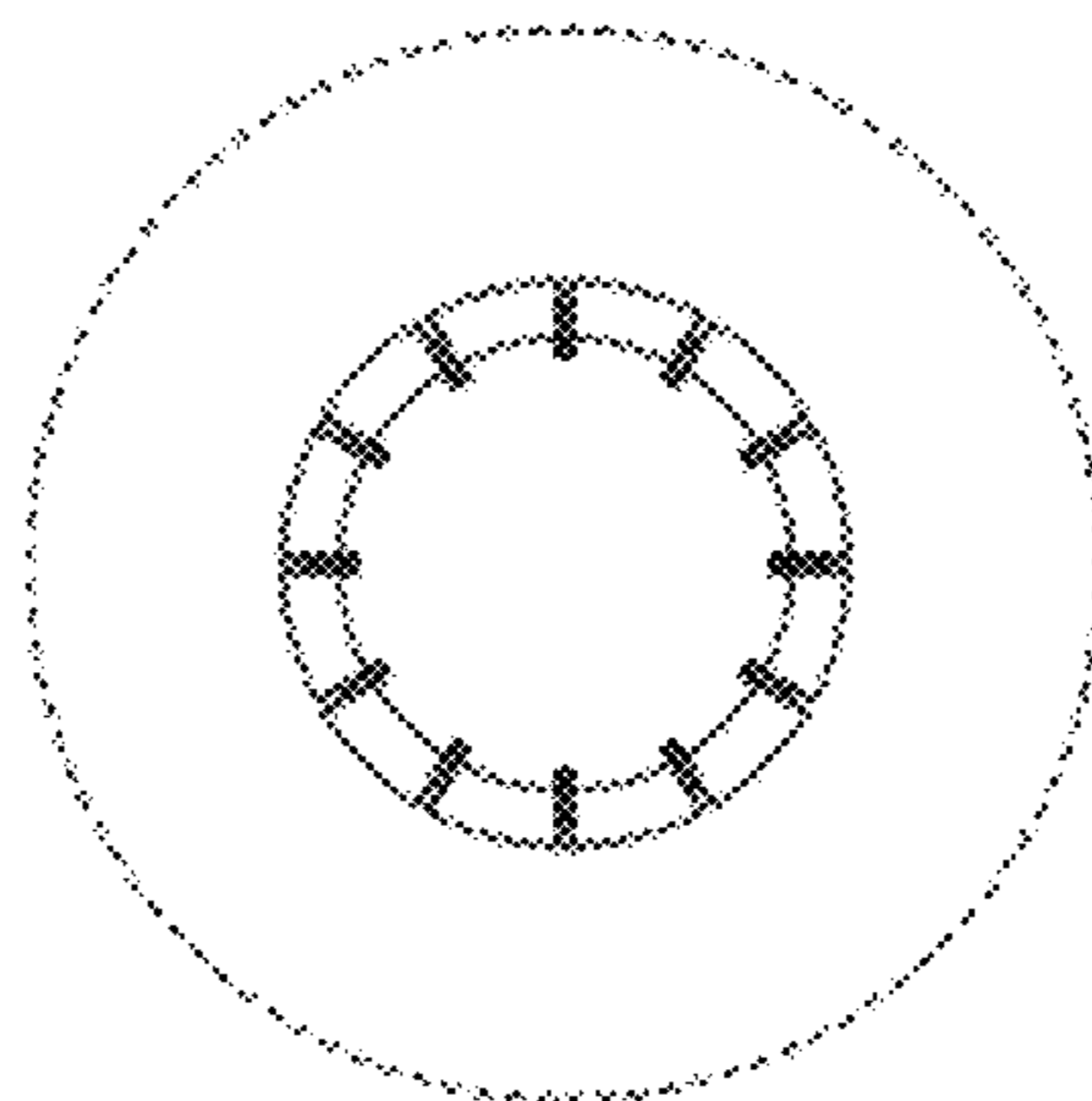


FIG. 4

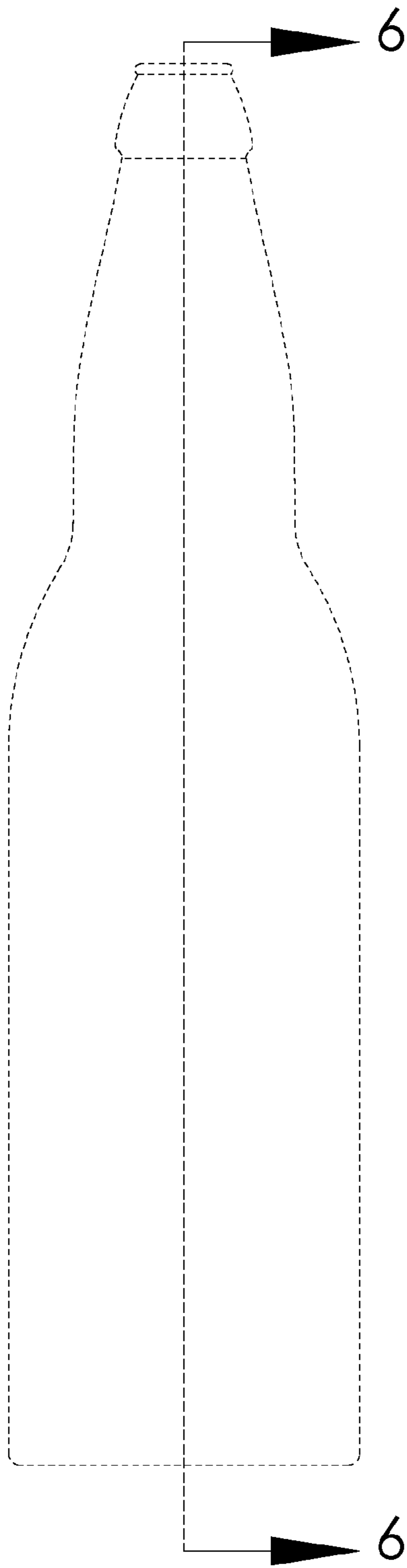


FIG. 5

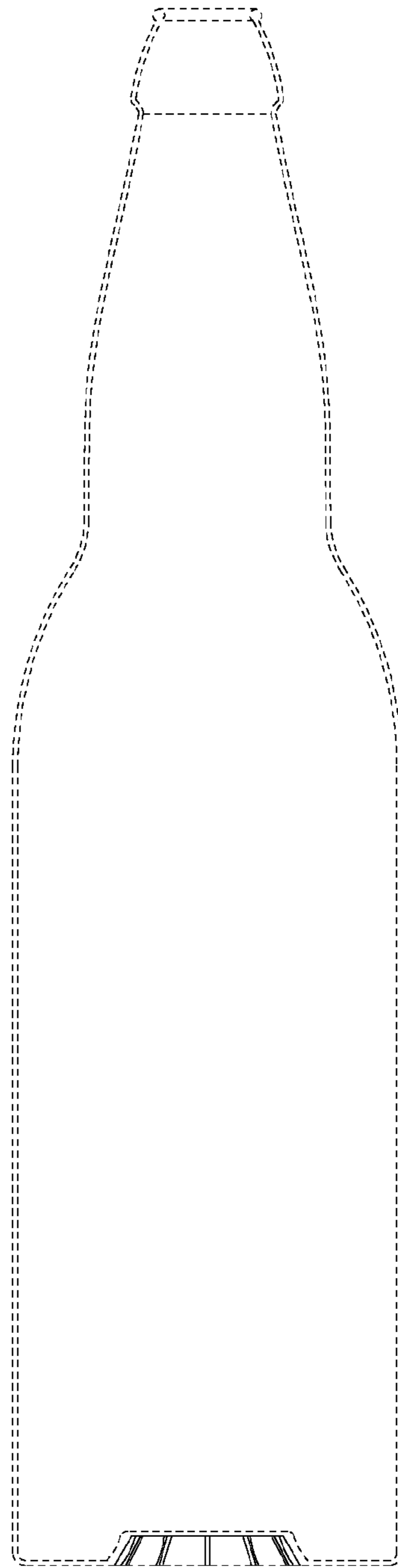


FIG. 6