



US00D656799S

(12) **United States Design Patent**  
**Lebeau**

(10) **Patent No.:** **US D656,799 S**

(45) **Date of Patent:** **\*\* Apr. 3, 2012**

(54) **CUTLERY SET**

(75) Inventor: **Stephane Lebeau**, Paris (FR)

(73) Assignee: **Coriolis**, Bagnolet (FR)

(\*\*) Term: **14 Years**

(21) Appl. No.: **29/388,364**

(22) Filed: **Mar. 28, 2011**

(51) **LOC (9) Cl.** ..... **07-03**

(52) **U.S. Cl.** ..... **D7/644; D7/645; D7/653**

(58) **Field of Classification Search** ..... D7/368,  
D7/395, 401.2, 642-646, 649-654, 660-664,  
D7/669, 675-676, 683, 688-692, 695-696;  
30/137, 141-143, 147-150, 322-327, 329,  
30/340, 342-344; 416/70 R

See application file for complete search history.

(56) **References Cited**

**U.S. PATENT DOCUMENTS**

588,174	A *	8/1897	Praunegger	30/143
854,745	A *	5/1907	King	30/150
972,777	A *	10/1910	Richardson	30/147
1,288,617	A *	12/1918	Kupiszewski	30/324
1,337,174	A *	4/1920	Whyte	30/150
1,372,325	A *	3/1921	Willemin	30/143
D391,123	S *	2/1998	Rey et al.	D7/644
D411,080	S *	6/1999	Santini	D7/644
D414,988	S *	10/1999	Santini	D7/644
D537,302	S *	2/2007	Vrhovski	D7/645
D575,593	S *	8/2008	Svartstrom	D7/644
D608,602	S *	1/2010	Davies et al.	D7/644

**FOREIGN PATENT DOCUMENTS**

WO DM072512 10/2009

\* cited by examiner

*Primary Examiner* — Ricky Pham

(74) *Attorney, Agent, or Firm* — Lowe Graham Jones PLLC

(57) **CLAIM**

The ornamental design for a cutlery set, as shown and described.

**DESCRIPTION**

FIG. 1 is a left side-elevational view without blade of the cutlery set, showing my new design;  
 FIG. 2 is a left side-elevational view of the cutlery set showing the blade attached to the spoon;  
 FIG. 3 is a right side-elevational view with removed blade of the cutlery set;  
 FIG. 4 is a right side-elevational view of the cutlery set without the blade attached;  
 FIG. 5 is a top view of the cutlery set;  
 FIG. 6 is a bottom view of the cutlery set;  
 FIG. 7 is a left side-elevational view of the extended cutlery set detached from the spoon;  
 FIG. 8 is a right side-elevational view of the cutlery set detached from the spoon;  
 FIG. 9 is a top view of the cutlery set detached from the spoon;  
 FIG. 10 is a left side-elevational view of the cutlery set detached from the spoon;  
 FIG. 11 is right side-elevational view of the cutlery set detached from the spoon;  
 FIG. 12 is right side-elevational view of the cutlery set with the blade removed;  
 FIG. 13 is a left side-elevational view of the cutlery set with the blade removed; and,  
 FIG. 14 is top view of the cutlery set with the blade removed.

**1 Claim, 3 Drawing Sheets**

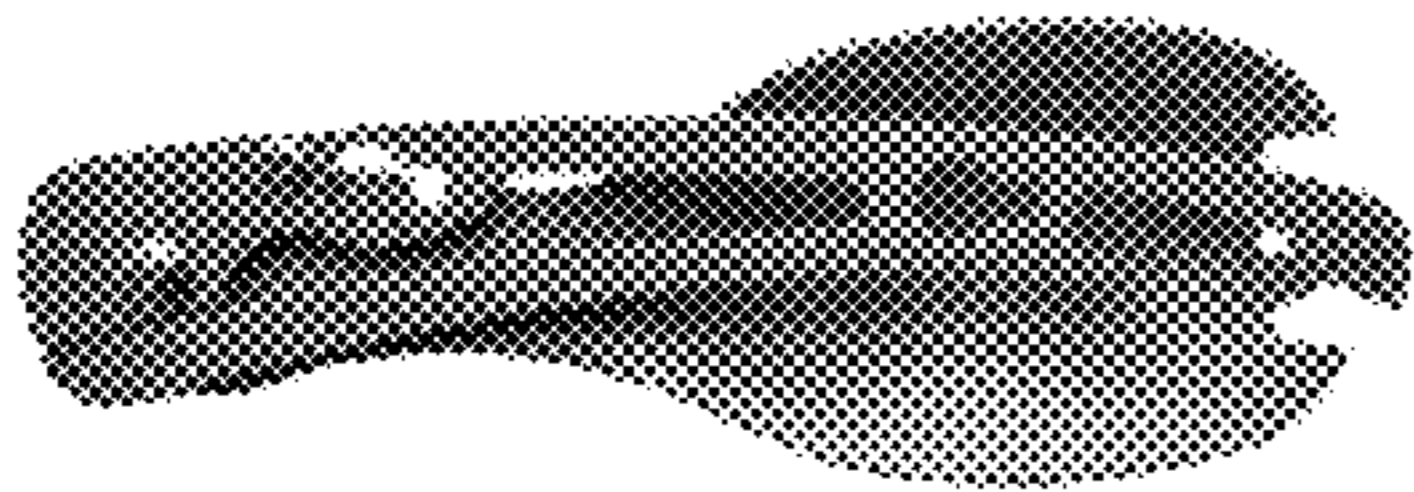




FIGURE 1

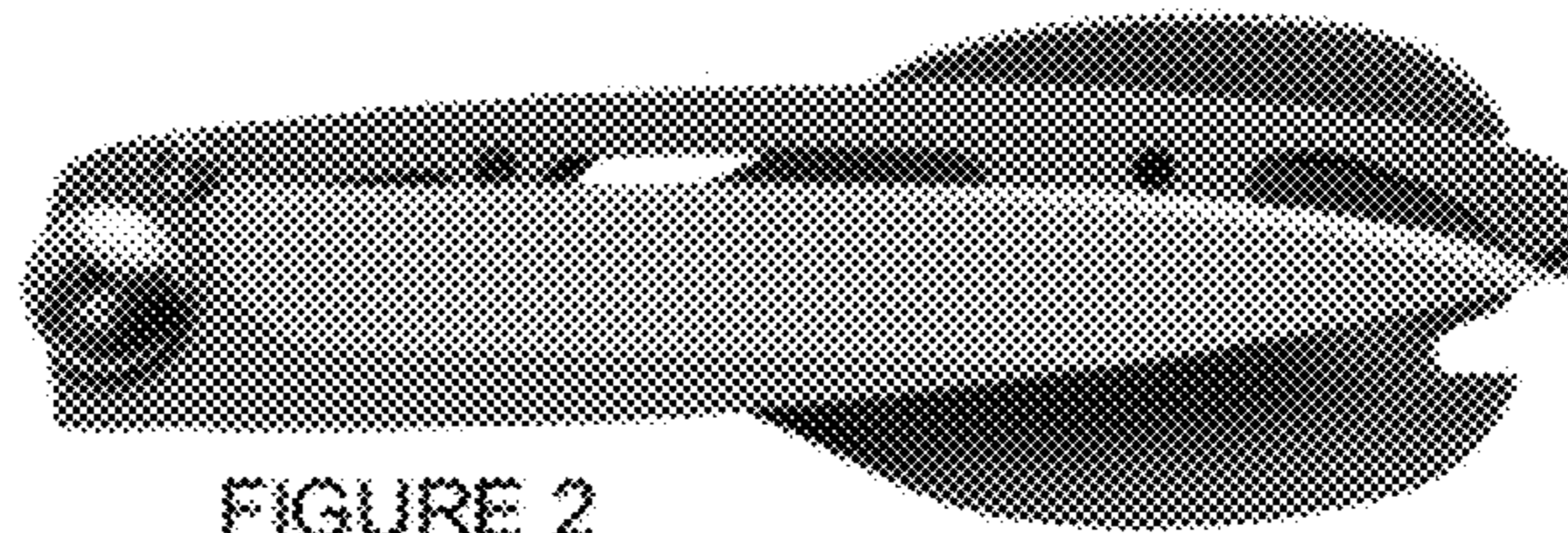


FIGURE 2




FIGURE 3




FIGURE 4



FIGURE 5



FIGURE 6



FIGURE 7



FIGURE 8



FIGURE 9



FIGURE 10




FIGURE 11



FIGURE 12



FIGURE 13



FIGURE 14