



US00D656791S

(12) **United States Design Patent**
Cartis

(10) **Patent No.:** **US D656,791 S**
(45) **Date of Patent:** **** Apr. 3, 2012**

(54) **WAVE MODULAR TABLEWARE TILE**

(75) Inventor: **Emilian Dan Cartis**, Brooklyn, NY
(US)

(73) Assignee: **Emilian Dan Cartis**, Brooklyn, NY
(US)

(**) Term: **14 Years**

(21) Appl. No.: **29/386,283**

(22) Filed: **Feb. 27, 2011**

(51) **LOC (9) Cl.** **07-01**

(52) **U.S. Cl.** **D7/566**

(58) **Field of Classification Search** D7/545,
D7/586, 500, 543, 566, 620, 629, 552.1, 354,
D7/584, 360, 361; 220/751, 23.4, 574; D9/432;
D30/127

See application file for complete search history.

(56) **References Cited**

U.S. PATENT DOCUMENTS

D233,501 S *	11/1974	Zeisehegg	D7/565
D522,316 S *	6/2006	Kilders	D7/566
D528,366 S *	9/2006	Medard	D7/545
D553,912 S *	10/2007	Frank	D7/566
D575,586 S *	8/2008	Schosser	D7/570

D575,587 S *	8/2008	Schosser	D7/584
D575,588 S *	8/2008	Schosser	D7/584
D584,923 S *	1/2009	Scherer	D7/566
D593,806 S *	6/2009	Scherer	D7/566
D594,283 S *	6/2009	Scherer	D7/566
D600,075 S *	9/2009	Scherer	D7/566
D624,839 S *	10/2010	Bas	D10/94

* cited by examiner

Primary Examiner — Cynthia Underwood

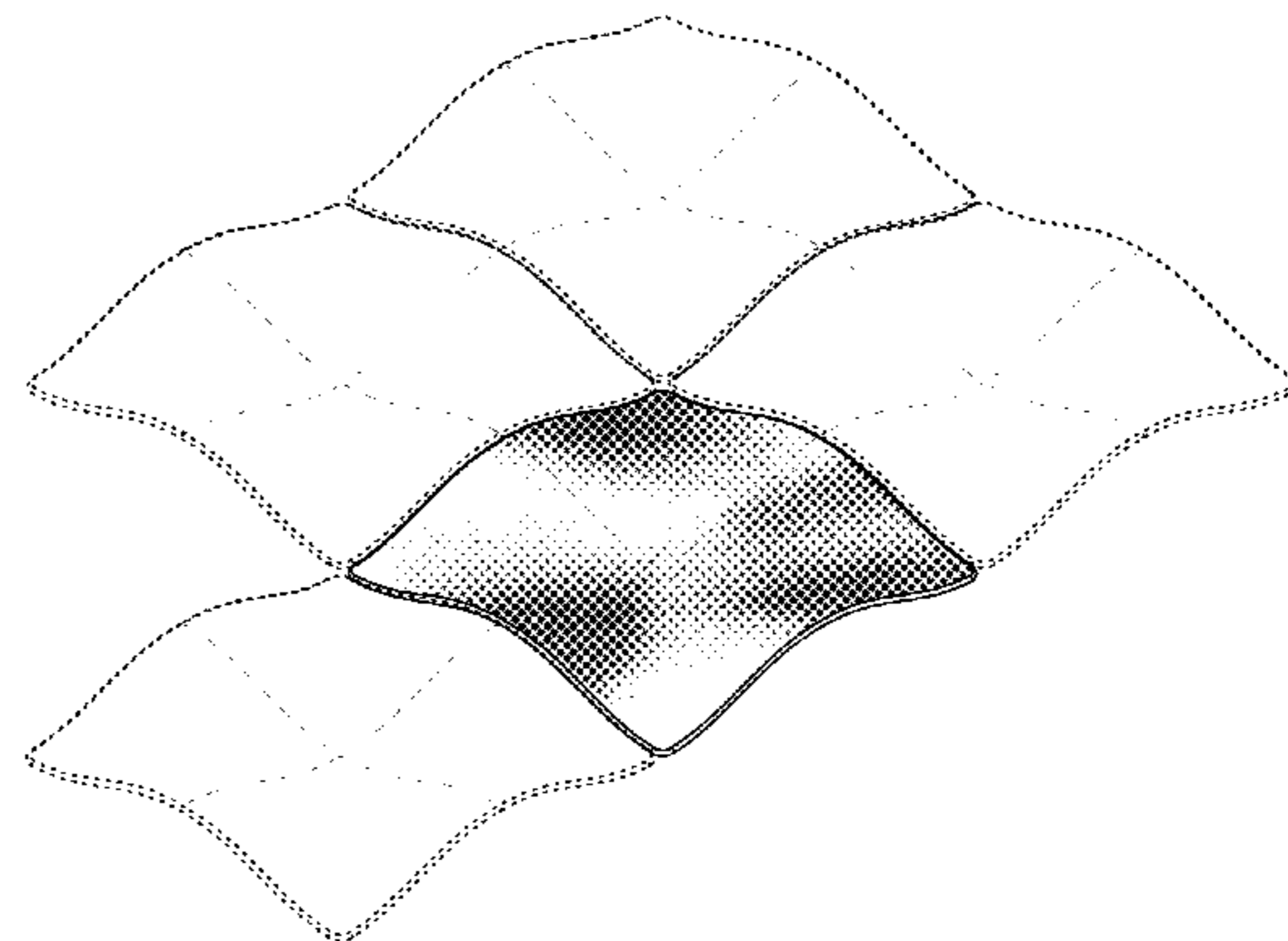
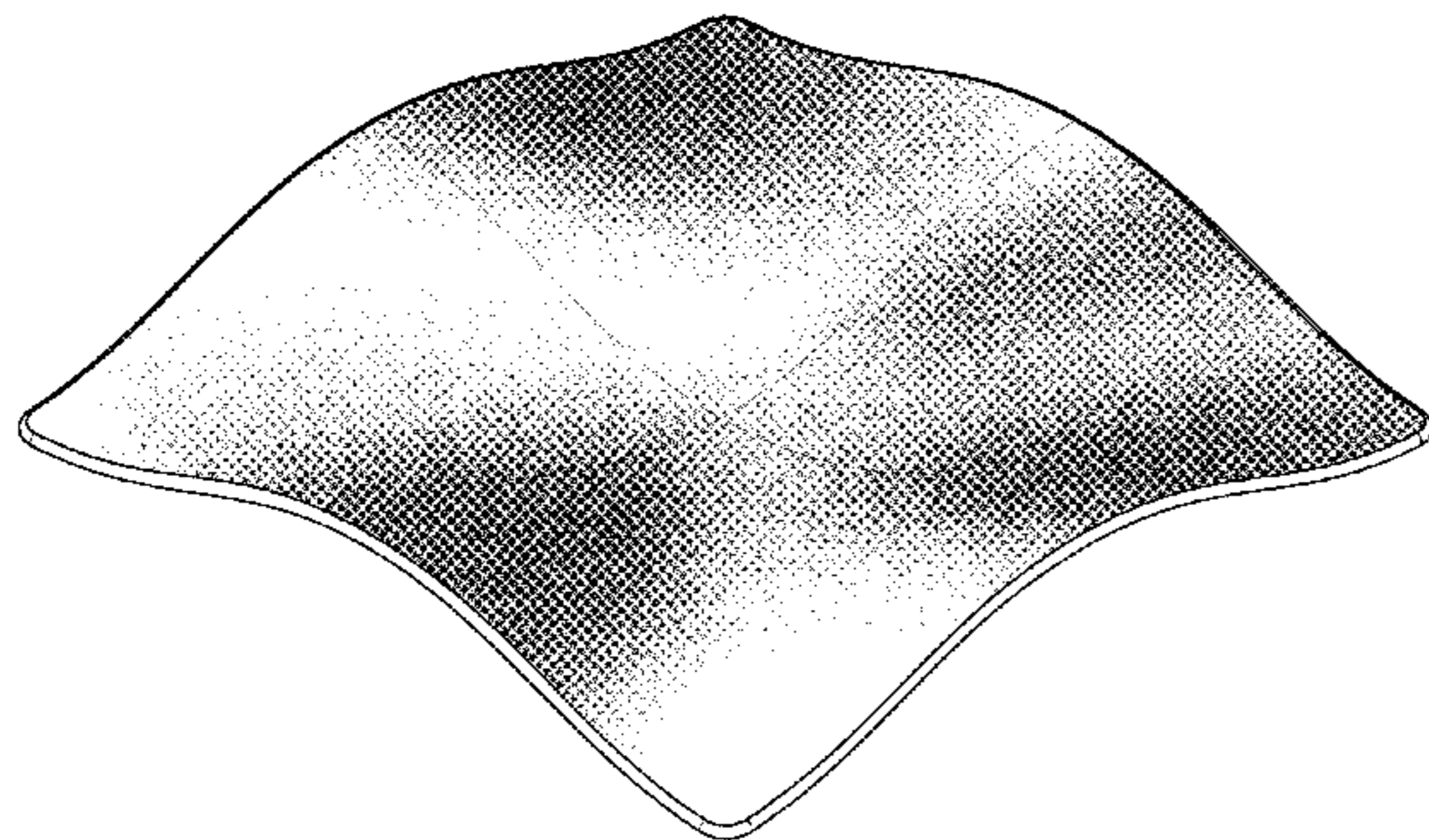
(57) **CLAIM**

I claim the ornamental design for a wave modular tableware tile, as shown and described.

DESCRIPTION

FIG. 1 is a top perspective view of the wave modular tableware tile embodying the present invention;
FIG. 2 is a bottom perspective view thereof;
FIG. 3 is a top view thereof;
FIG. 4 is a bottom view thereof;
FIG. 5 is a side view thereof;
FIG. 6 is a another side view thereof;
FIG. 7 is a cross-sectional view thereof taken along line 7-7 of FIG. 3; and,
FIG. 8 is perspective view thereof shown in an environment of use with the broken lines forming no part of the claim.

1 Claim, 4 Drawing Sheets



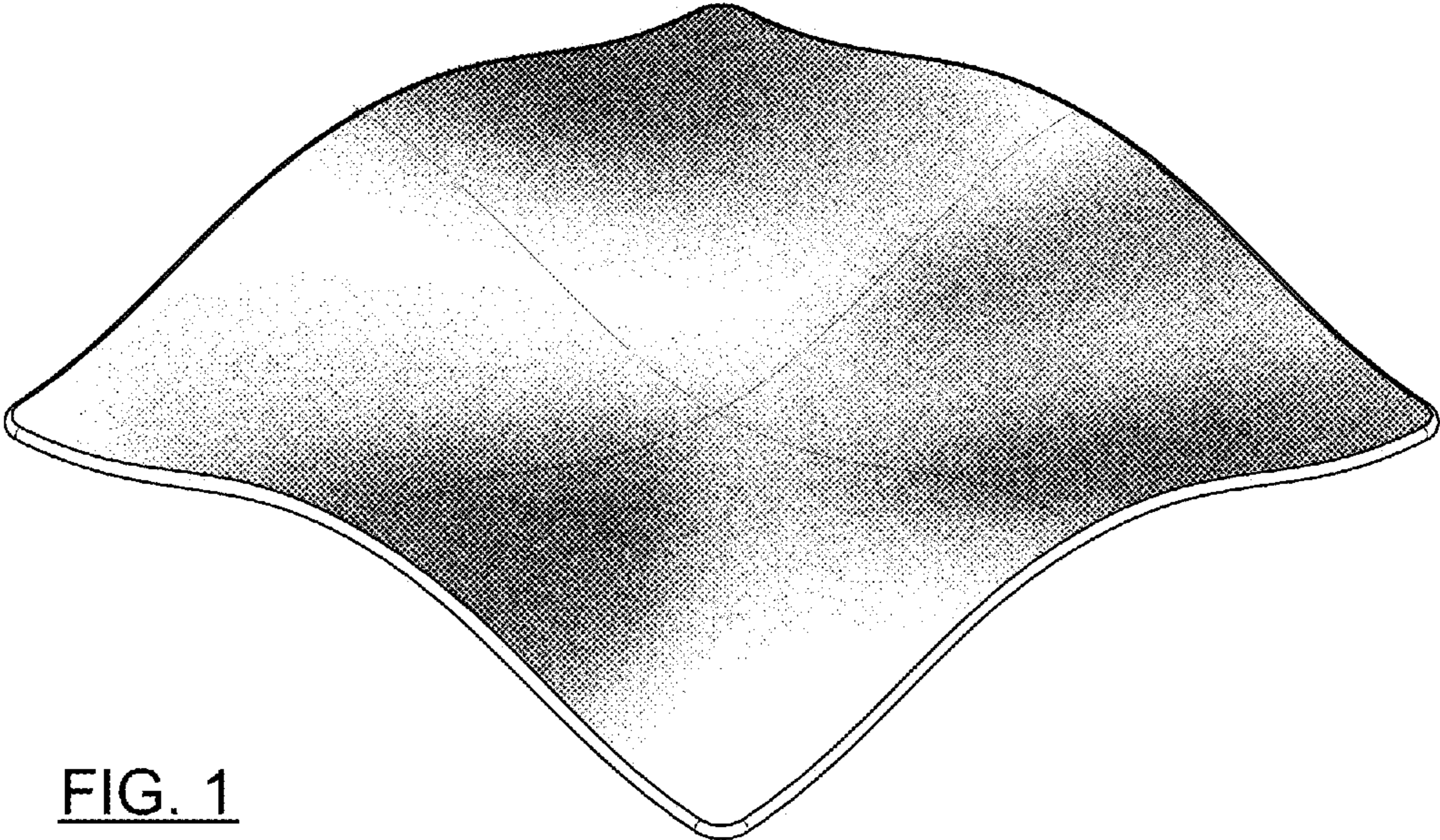


FIG. 1

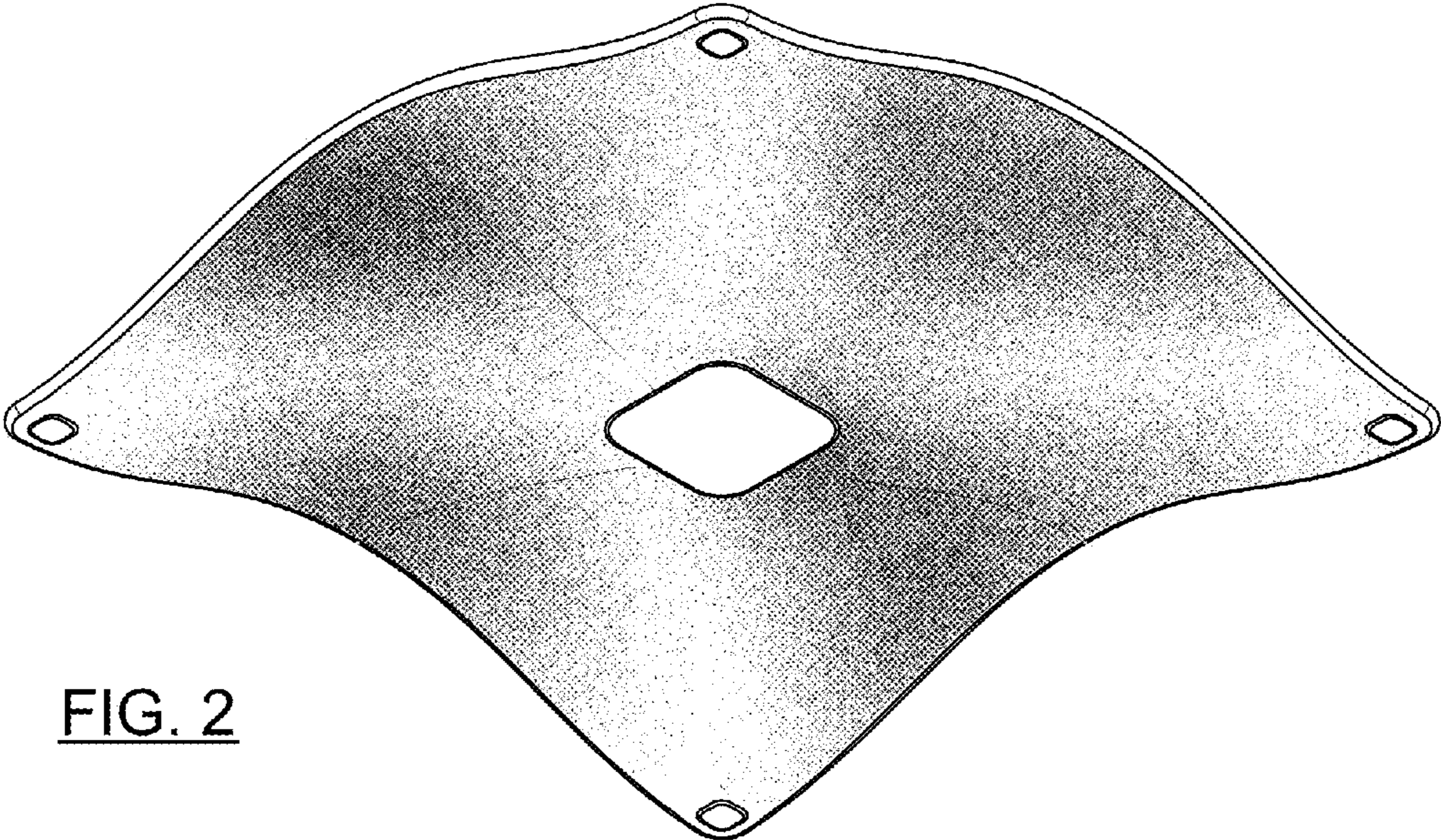


FIG. 2




FIG. 3




FIG. 4

FIG. 5




FIG. 6


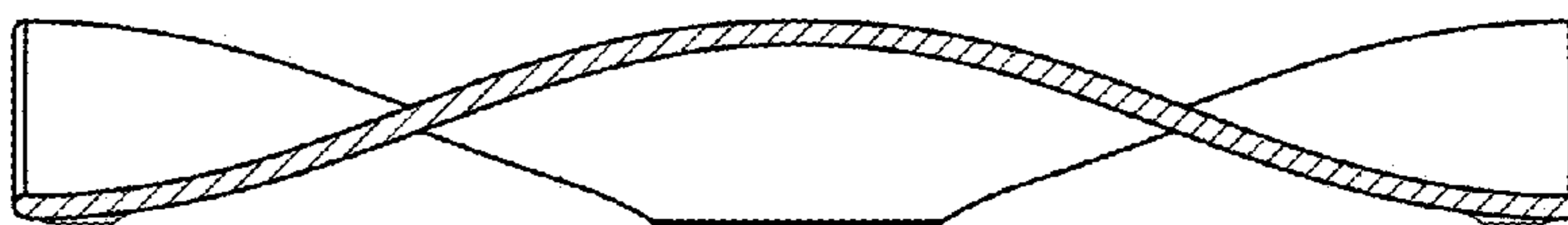


FIG. 7



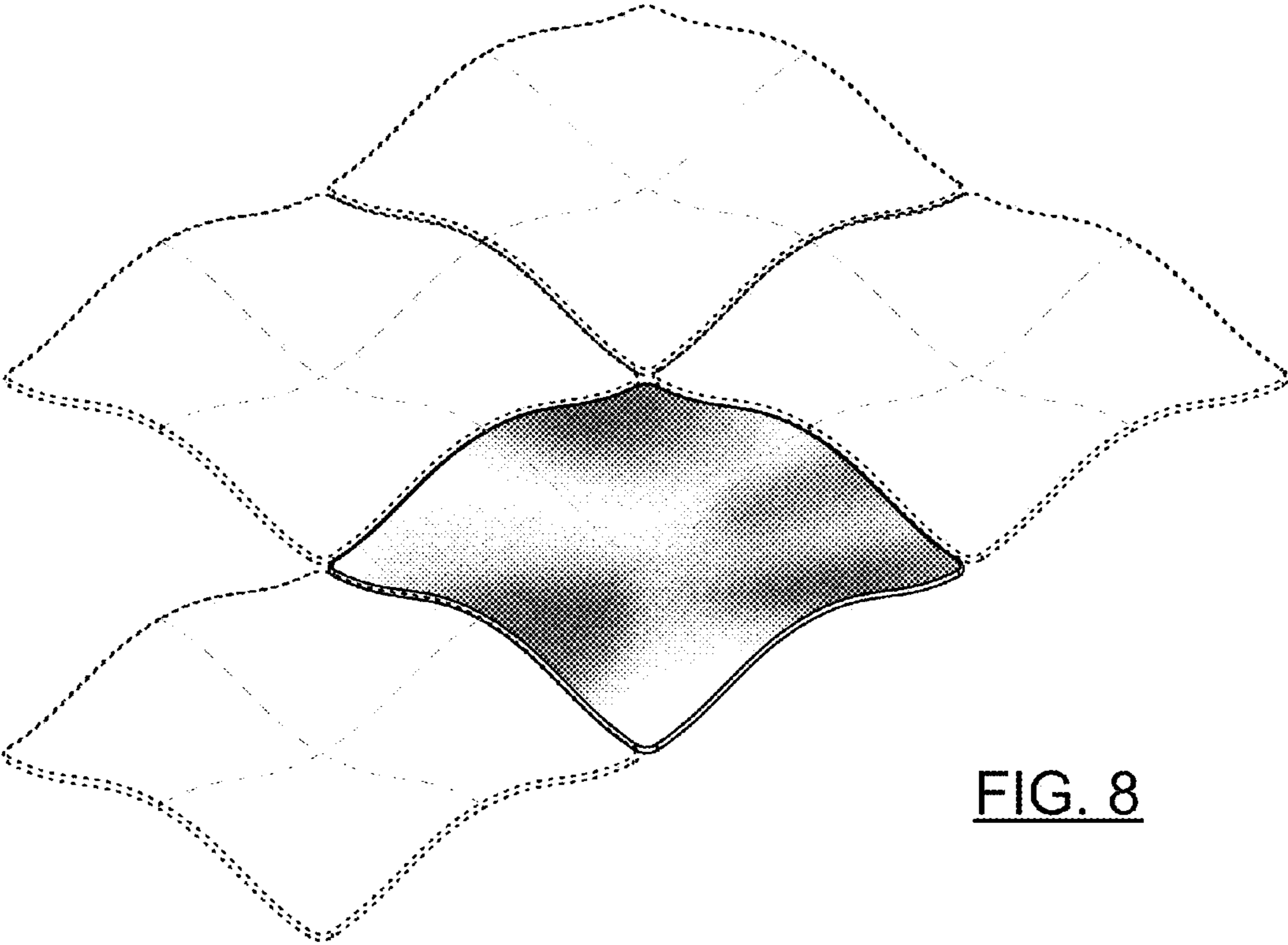


FIG. 8