



US00D656788S

(12) **United States Design Patent**  
**Sakulsacha**

(10) **Patent No.:** **US D656,788 S**

(45) **Date of Patent:** **\*\* Apr. 3, 2012**

- (54) **DRINKING SPOUT AND BOTTLE**
  - (76) Inventor: **Chawarin Sakulsacha**, Bangkok (TH)
  - (\*\*) Term: **14 Years**
  - (21) Appl. No.: **29/401,876**
  - (22) Filed: **Sep. 16, 2011**
  - (51) **LOC (9) Cl.** ..... **07-01**
  - (52) **U.S. Cl.** ..... **D7/510; D7/511; D24/197**
  - (58) **Field of Classification Search** ..... D7/510,  
D7/511, 536, 300.1, 507, 300, 312, 313;  
239/318; D9/719, 527, 528, 550, 438, 780,  
D9/443, 777, 549, 525; 215/393, 207, 11.1,  
215/11.6, 388; D24/197; 220/705, 709;  
222/211, 215
- See application file for complete search history.

- D620,309 S \* 7/2010 Boonprasop ..... D7/396.2
- D620,315 S \* 7/2010 Boonprasop ..... D7/509
- D634,439 S \* 3/2011 Hakim ..... D24/196
- D642,438 S \* 8/2011 Schofield et al. .... D7/510
- D642,865 S \* 8/2011 Schofield et al. .... D7/510
- D642,866 S \* 8/2011 Schofield et al. .... D7/510
- D650,233 S \* 12/2011 Roehrig et al. .... D7/510

\* cited by examiner

*Primary Examiner* — Marianne Pandozzi  
(74) *Attorney, Agent, or Firm* — Daniels Patent Law PLLC;  
Scott A. Daniels

(57) **CLAIM**  
I claim the ornamental design for a drinking spout and bottle,  
as shown.

**DESCRIPTION**

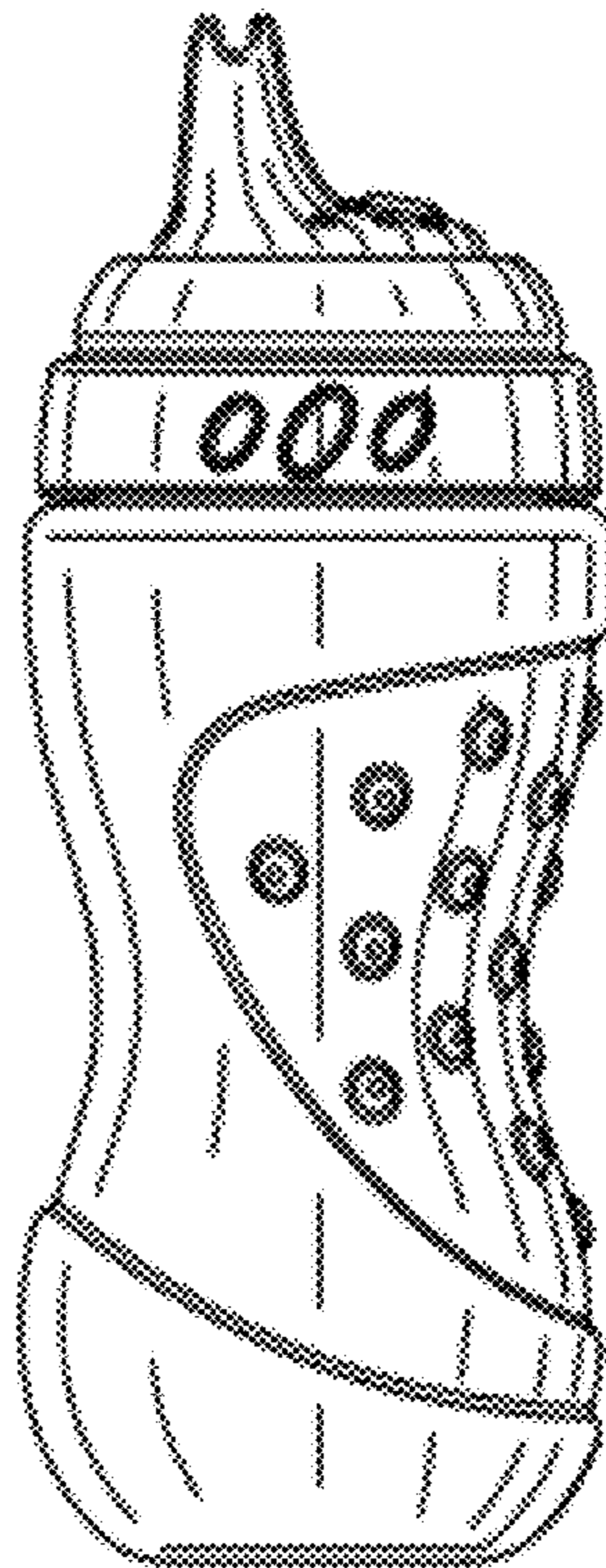
FIG. 1 is a bottom perspective view of a drinking spout and bottle showing my new design;  
FIG. 2 is a top perspective view of the drinking spout and bottle according to the present invention;  
FIG. 3 is a rear elevation view of the drinking spout and bottle according to the present invention;  
FIG. 4 is a right side elevation view of the drinking spout and bottle according to the present invention;  
FIG. 5 is a front elevation view of the drinking spout and bottle according to the present invention;  
FIG. 6 is a left side elevation view of the drinking spout and bottle according to the present invention;  
FIG. 7 is a top plan view of the drinking spout and bottle according to the present invention; and,  
FIG. 8 is a bottom plan view of the drinking spout and bottle according to the present invention.

**1 Claim, 1 Drawing Sheet**

(56) **References Cited**

U.S. PATENT DOCUMENTS

- 5,518,142 A \* 5/1996 Lin ..... 220/707
- D421,878 S \* 3/2000 Roehrig ..... D7/510
- 6,050,433 A \* 4/2000 Russell et al. .... 215/229
- 6,073,788 A \* 6/2000 Stroud ..... 215/11.1
- 6,092,680 A \* 7/2000 Pillado ..... 215/11.1
- D457,034 S \* 5/2002 Bodum ..... D7/510
- D477,183 S \* 7/2003 Janky ..... D7/509
- 6,880,713 B2 \* 4/2005 Holley, Jr. .... 215/11.4
- 7,124,907 B2 \* 10/2006 Conaway ..... 220/254.1
- D609,527 S \* 2/2010 Roehrig et al. .... D7/510
- D609,528 S \* 2/2010 Roehrig et al. .... D7/510
- D617,465 S \* 6/2010 Hakim ..... D24/197



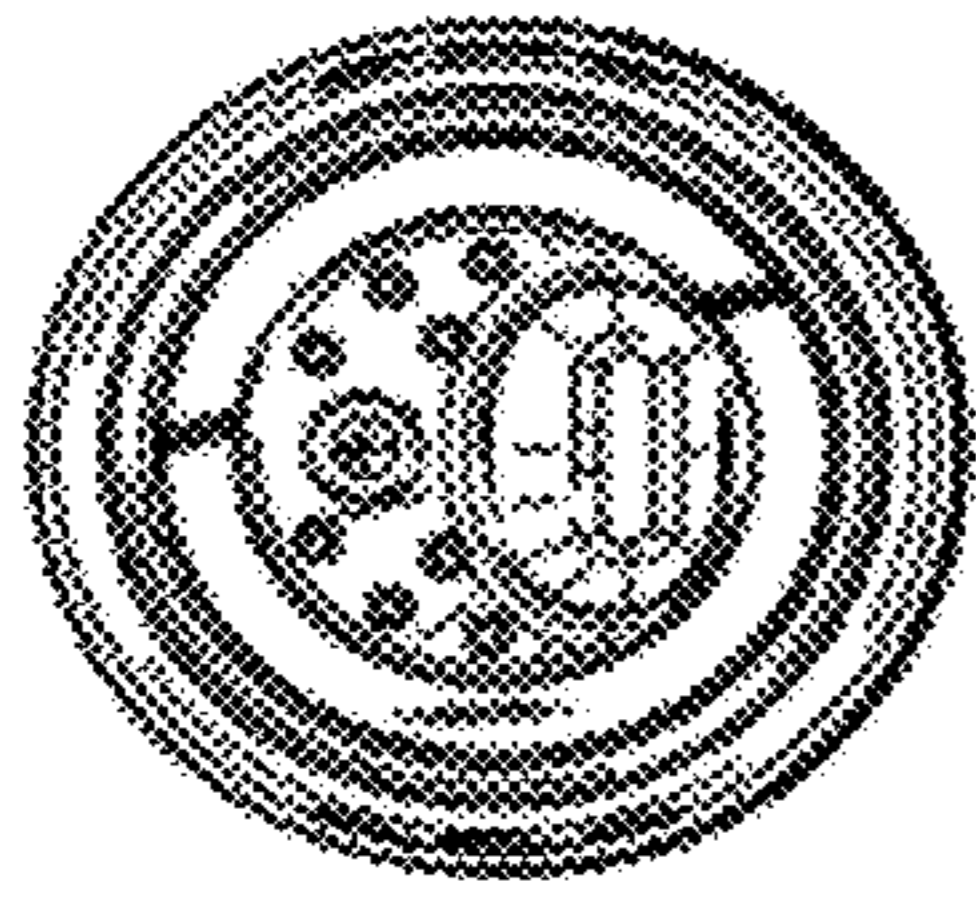


FIG. 7

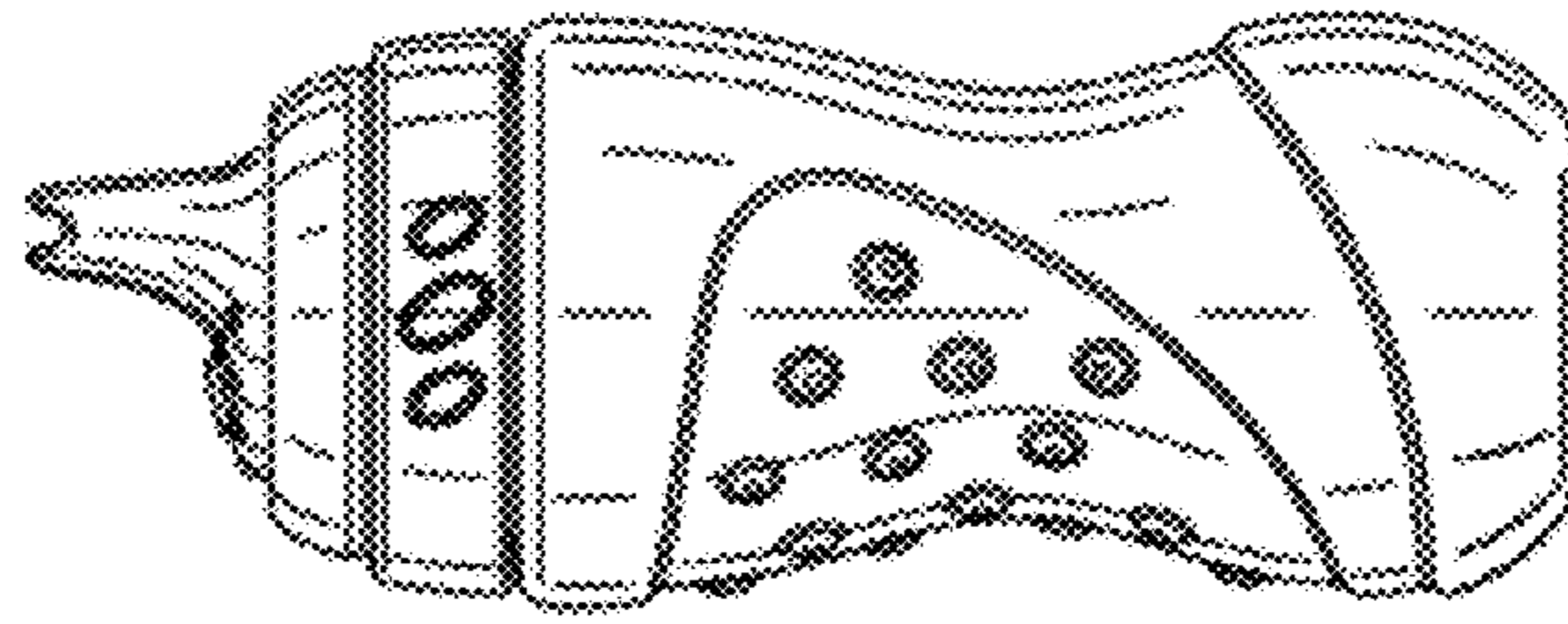


FIG. 6

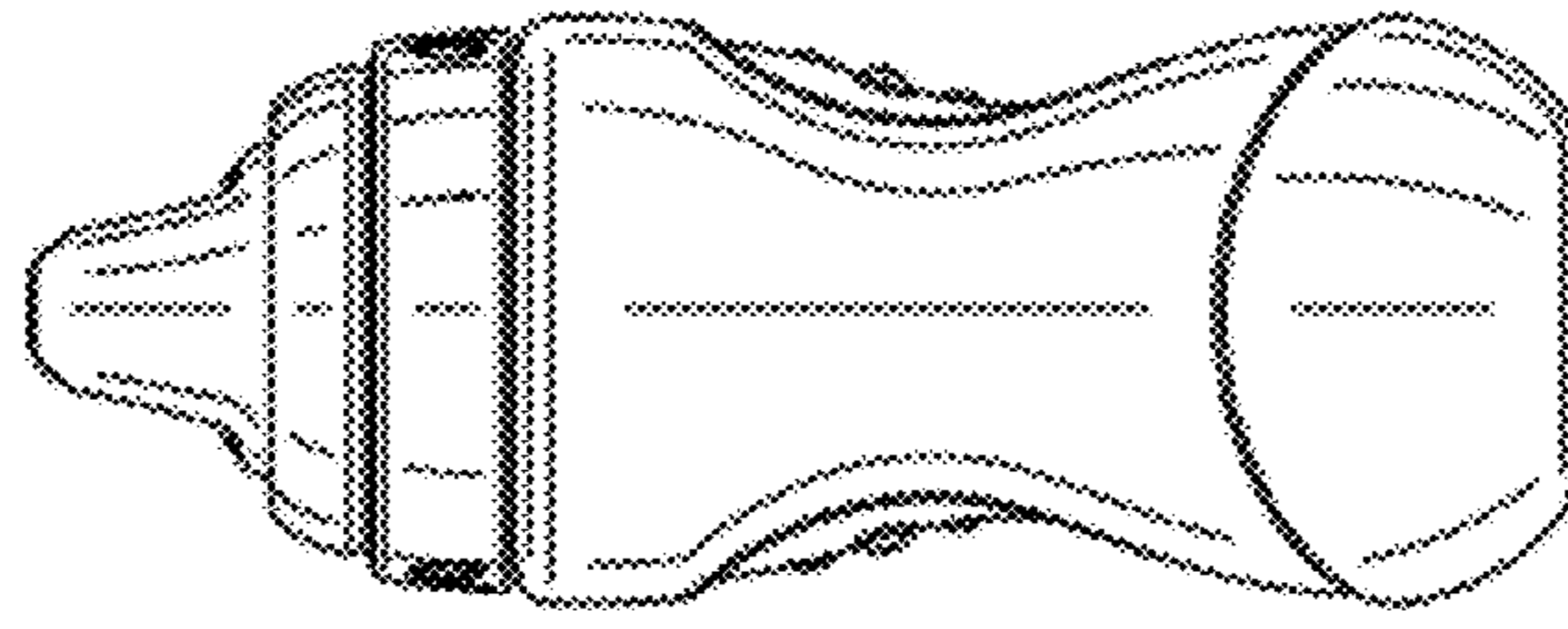


FIG. 5

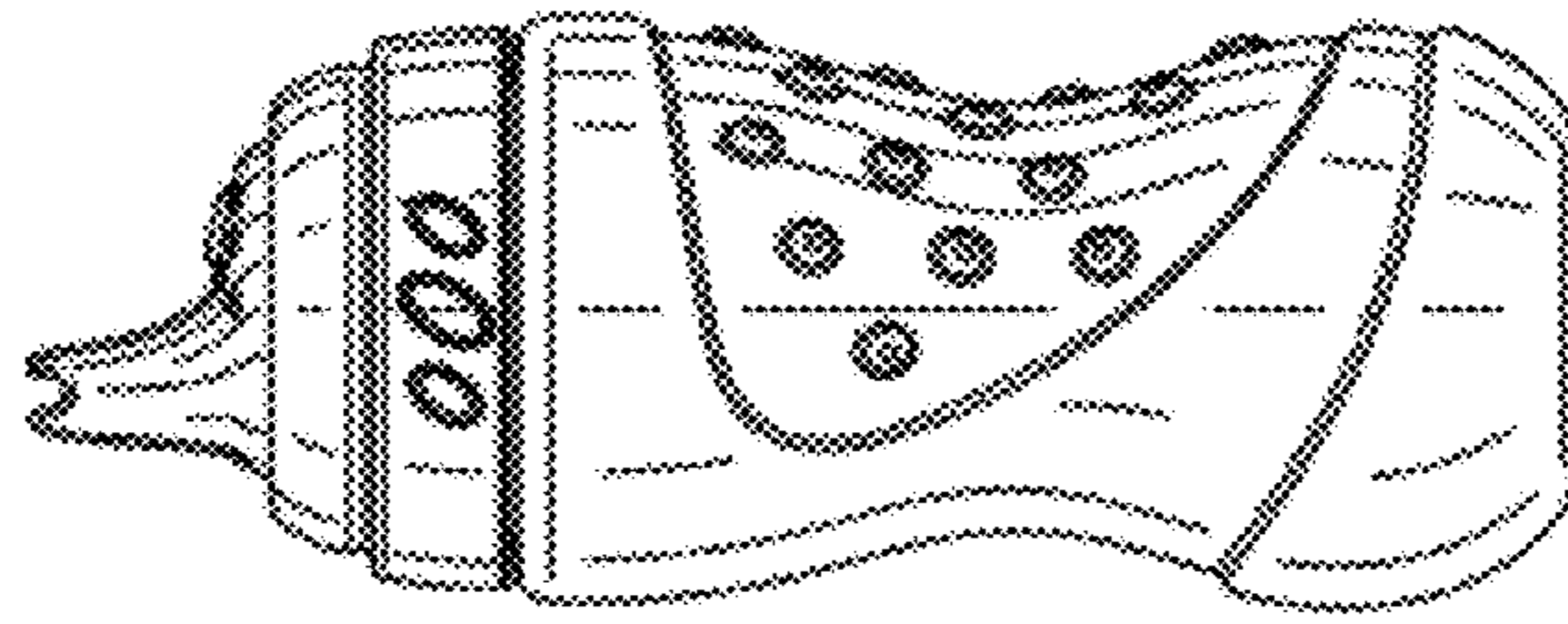


FIG. 4

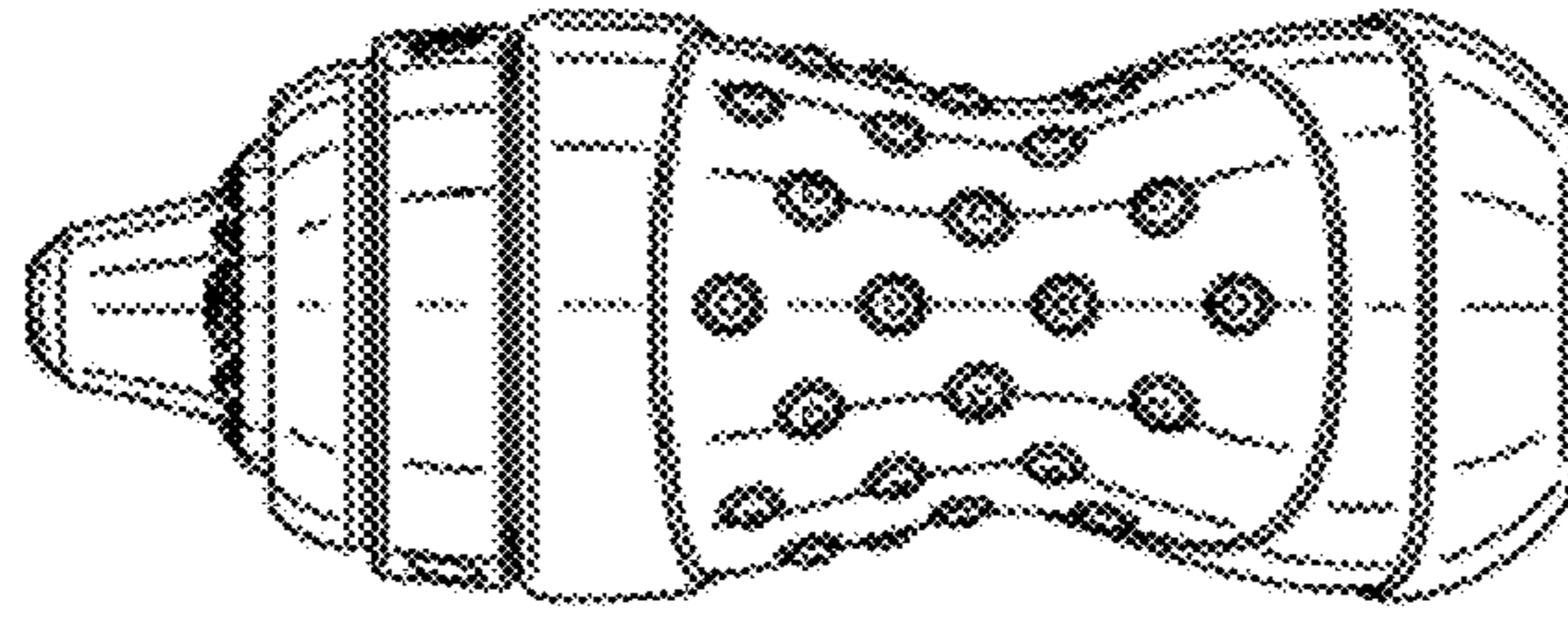


FIG. 3

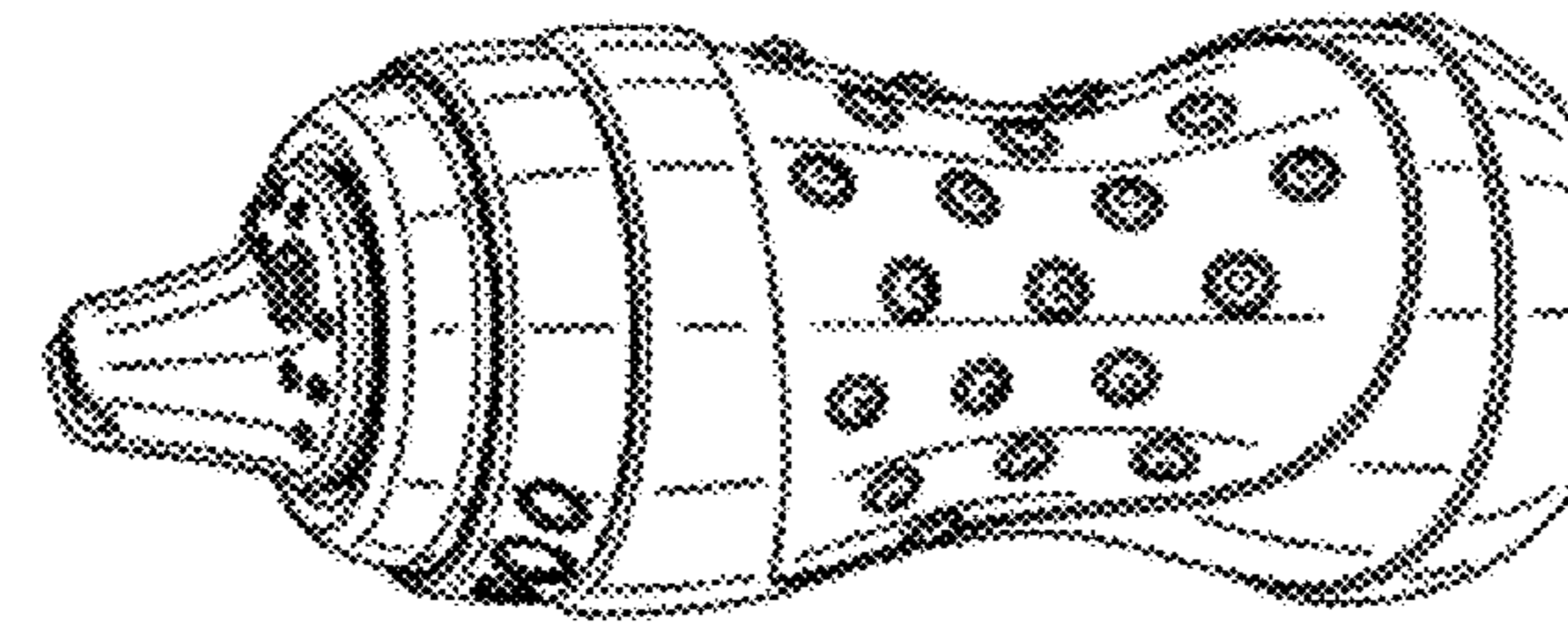


FIG. 2

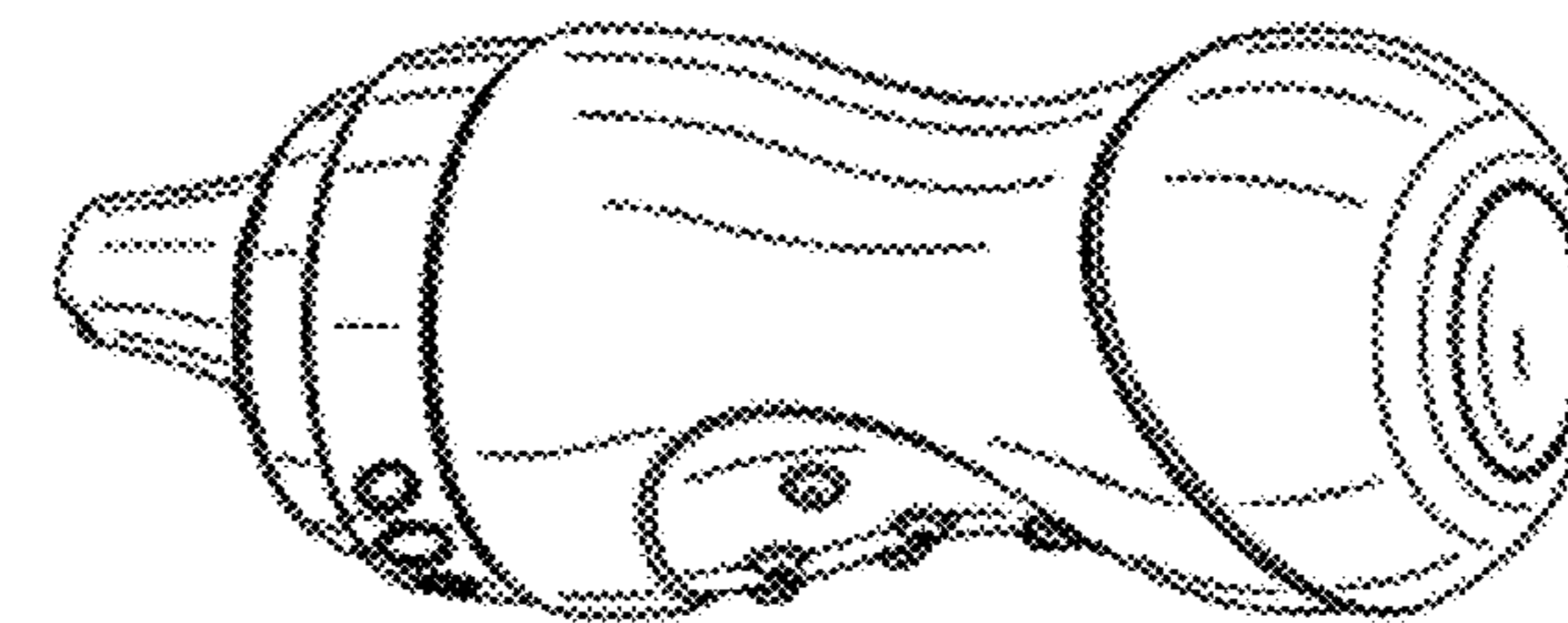


FIG. 1

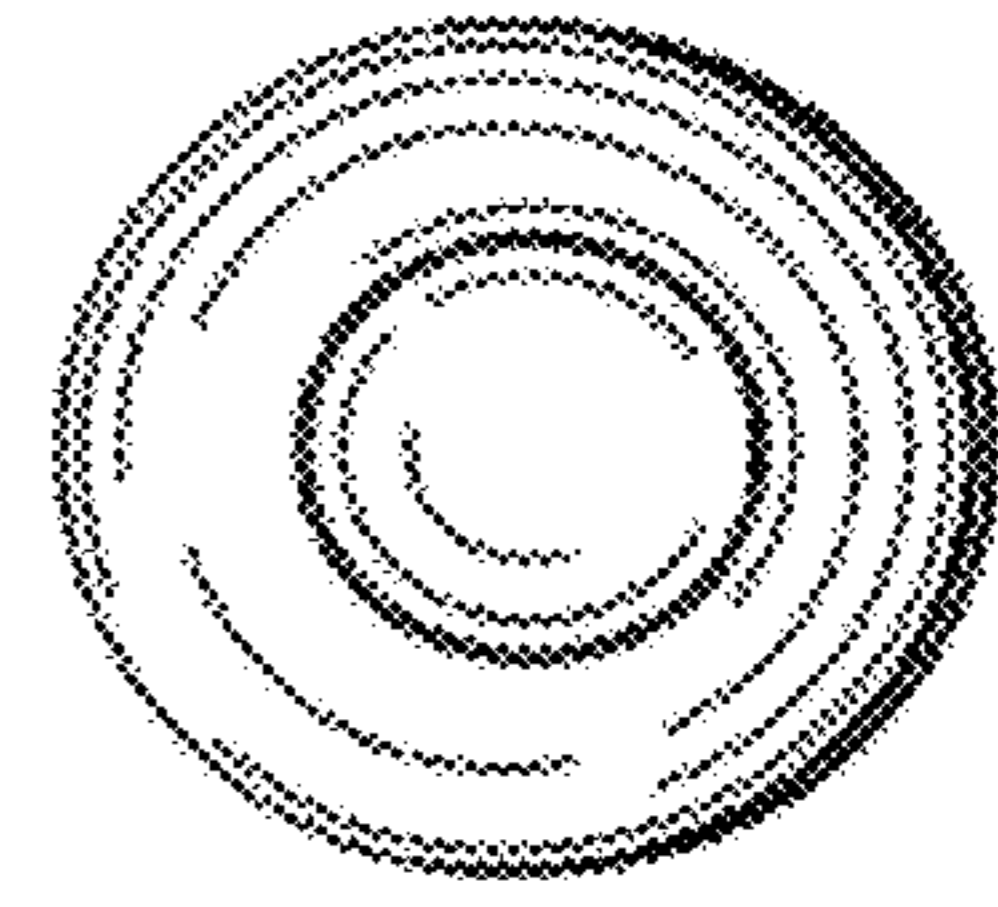


FIG. 8