

US00D656785S

(12) **United States Design Patent**
Shane-Schuldt

(10) **Patent No.:** **US D656,785 S**
(45) **Date of Patent:** **** Apr. 3, 2012**

- (54) **FLATWARE**
- (75) Inventor: **Diane Shane-Schuldt**, Sherrill, NY (US)
- (73) Assignee: **Oneida Ltd.**, Oneida, NY (US)
- (**) Term: **14 Years**
- (21) Appl. No.: **29/405,250**
- (22) Filed: **Oct. 31, 2011**
- (51) **LOC (9) Cl.** **07-02**
- (52) **U.S. Cl.** **D7/401.2; D7/653**
- (58) **Field of Classification Search** D7/368,
D7/395, 401.2, 642-646, 649-654, 659-664,
D7/669, 675-676, 683, 688-692, 695-696;
30/137, 141-143, 147-150, 322-327, 329,
30/340, 342-344; 416/70 R
See application file for complete search history.

- D602,749 S * 10/2009 Morrison D7/662
- D621,211 S * 8/2010 Claps D7/401.2
- D647,754 S * 11/2011 Shane-Schuldt D7/401.2

* cited by examiner

Primary Examiner — Ricky Pham

(74) *Attorney, Agent, or Firm* — George R. McGuire; Bond Schoeneck & King

(57) **CLAIM**
The ornamental design for flatware, as shown and described.

DESCRIPTION

FIG. 1 is a top plan view of a new and ornamental design for flatware embodied as a spoon, with the spoon portion shown in phantom for illustrative purposes only and forming no part of the claimed design;

FIG. 2 is a bottom plan view thereof;

FIG. 3 is a first side elevation view thereof;

FIG. 4 is a second side elevation view thereof; and,

FIG. 5 is an enlarged cross-sectional view taken along section line 5-5 of FIG. 1 to illustrate the exterior peripheral shape of the article at the cross-section and with the interior construction details being illustrated in phantom lines and not forming any part of the claimed design.

(56) **References Cited**

U.S. PATENT DOCUMENTS

- D400,063 S * 10/1998 Shane-Schuldt D7/662
- D558,000 S * 12/2007 Ito D7/662
- D584,574 S * 1/2009 Claps D7/653
- D589,308 S * 3/2009 Claps D7/653
- D598,707 S * 8/2009 Claps D7/401.2
- D598,708 S * 8/2009 Claps D7/401.2

1 Claim, 2 Drawing Sheets

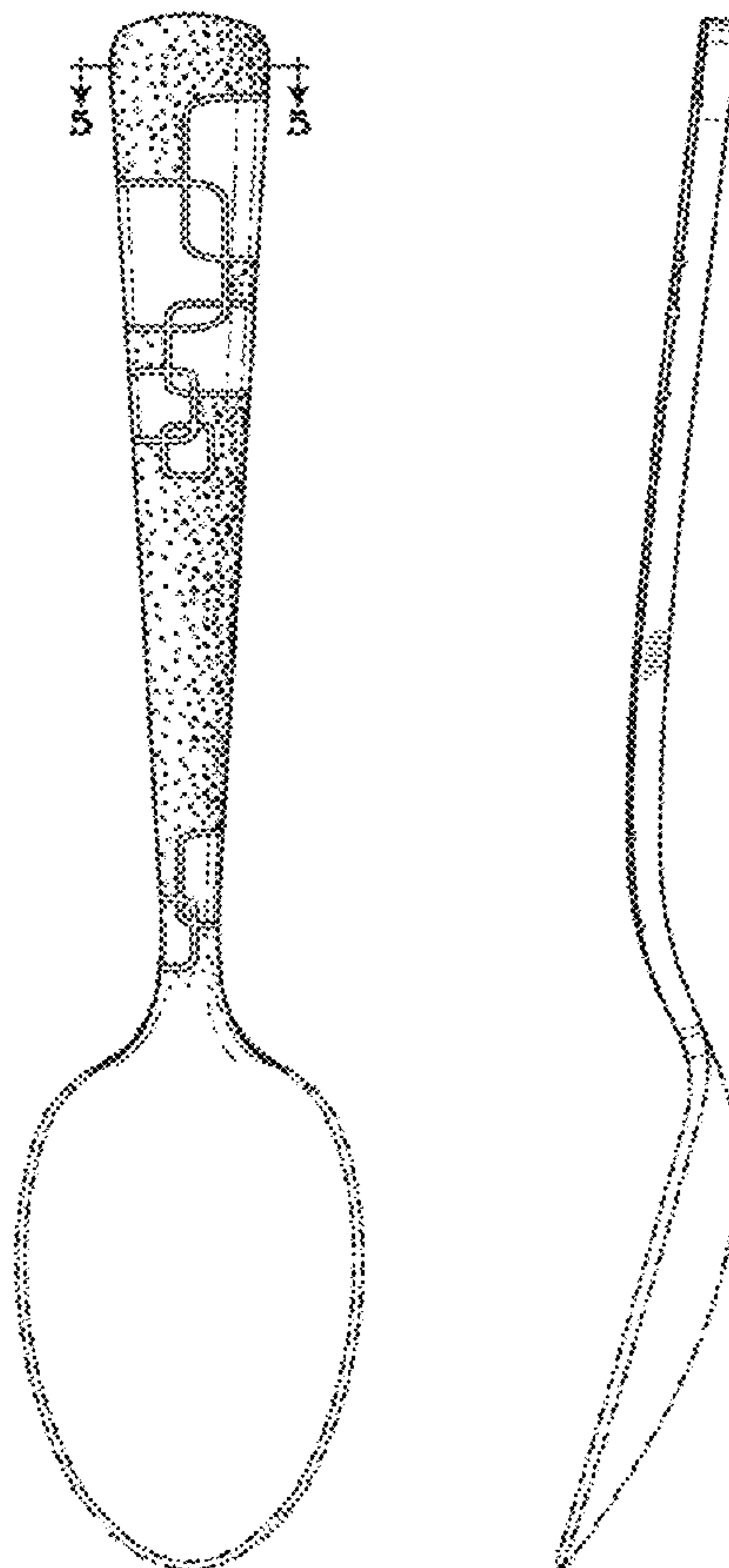


Fig. 1

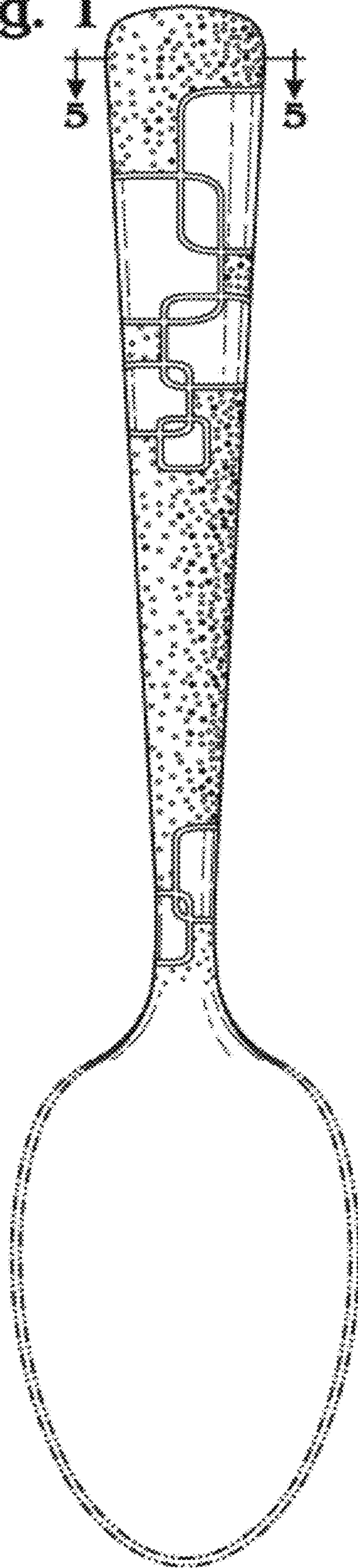


Fig. 2

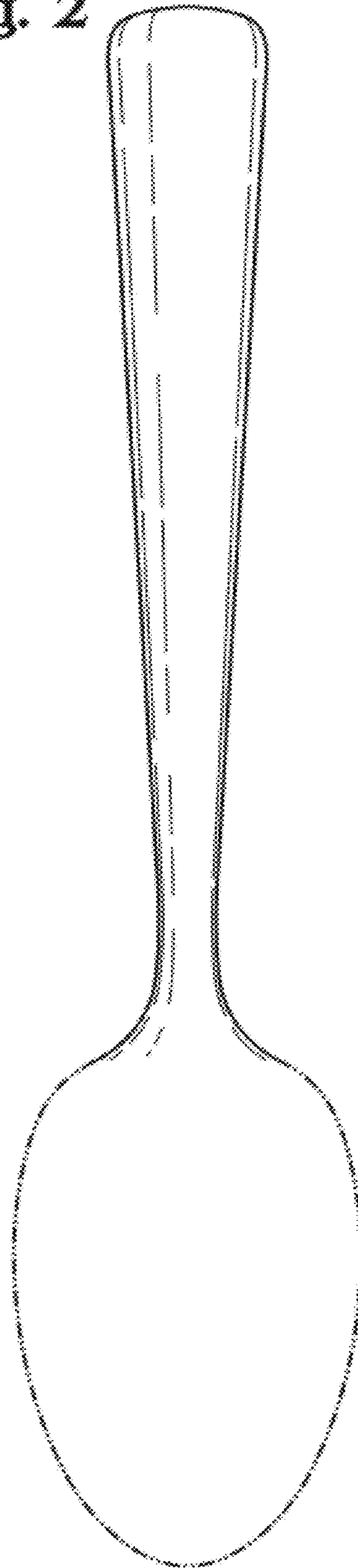


Fig. 3




Fig. 4




Fig. 5

