



US00D656767S

(12) **United States Design Patent**
Sedwick et al.

(10) **Patent No.:** **US D656,767 S**

(45) **Date of Patent:** **** Apr. 3, 2012**

(54) **TOWEL BAR**

(75) Inventors: **Jennifer P. Sedwick**, Lakewood, OH
(US); **Aniwat Rerkrai**, Shanghai (CN)

(73) Assignee: **Moen Incorporated**, North Olmsted,
OH (US)

(**) Term: **14 Years**

(21) Appl. No.: **29/401,680**

(22) Filed: **Sep. 14, 2011**

(51) **LOC (9) Cl.** **06-04**

(52) **U.S. Cl.** **D6/546**

(58) **Field of Classification Search** D6/410,
D6/411, 462, 546, 548, 553, 567, 574, 566,
D6/540, 524; D32/58, 59; 242/597.5, 597.7,
242/597.8; 211/13.1, 26, 86.01, 119.004,
211/123, 124, 181.1, 16; 248/127, 153, 175,
248/176.1, 200.1, 302, 309.1

See application file for complete search history.

(56) **References Cited**

U.S. PATENT DOCUMENTS

D276,387 S *	11/1984	Conti	D6/549
D286,839 S *	11/1986	Belokin	D6/546
D324,617 S	3/1992	McCauley		
D333,399 S	2/1993	Thomas, Jr.		
D336,726 S	6/1993	Paulin et al.		
D369,050 S	4/1996	Sargent et al.		
D471,390 S *	3/2003	Genslak	D6/524

D508,357 S	8/2005	Aubry et al.		
D540,585 S	4/2007	Igarashi		
D557,963 S	12/2007	Hoernig		
D557,964 S	12/2007	Hoernig		
D573,826 S *	7/2008	Rubin et al.	D6/546
D591,543 S	5/2009	Rubin		
D597,774 S *	8/2009	Rubin	D6/549
D618,023 S *	6/2010	Goodman et al.	D6/549
D621,191 S *	8/2010	Schönherr et al.	D6/546

OTHER PUBLICATIONS

Towel Bar Product, the towel bar product shown in the cited document was publicly available prior to Sep. 14, 2011, 5 pages.

* cited by examiner

Primary Examiner — Brian N Vinson

(74) *Attorney, Agent, or Firm* — Calfee, Halter & Griswold LLP

(57) **CLAIM**

The ornamental design for a towel bar, as shown and described.

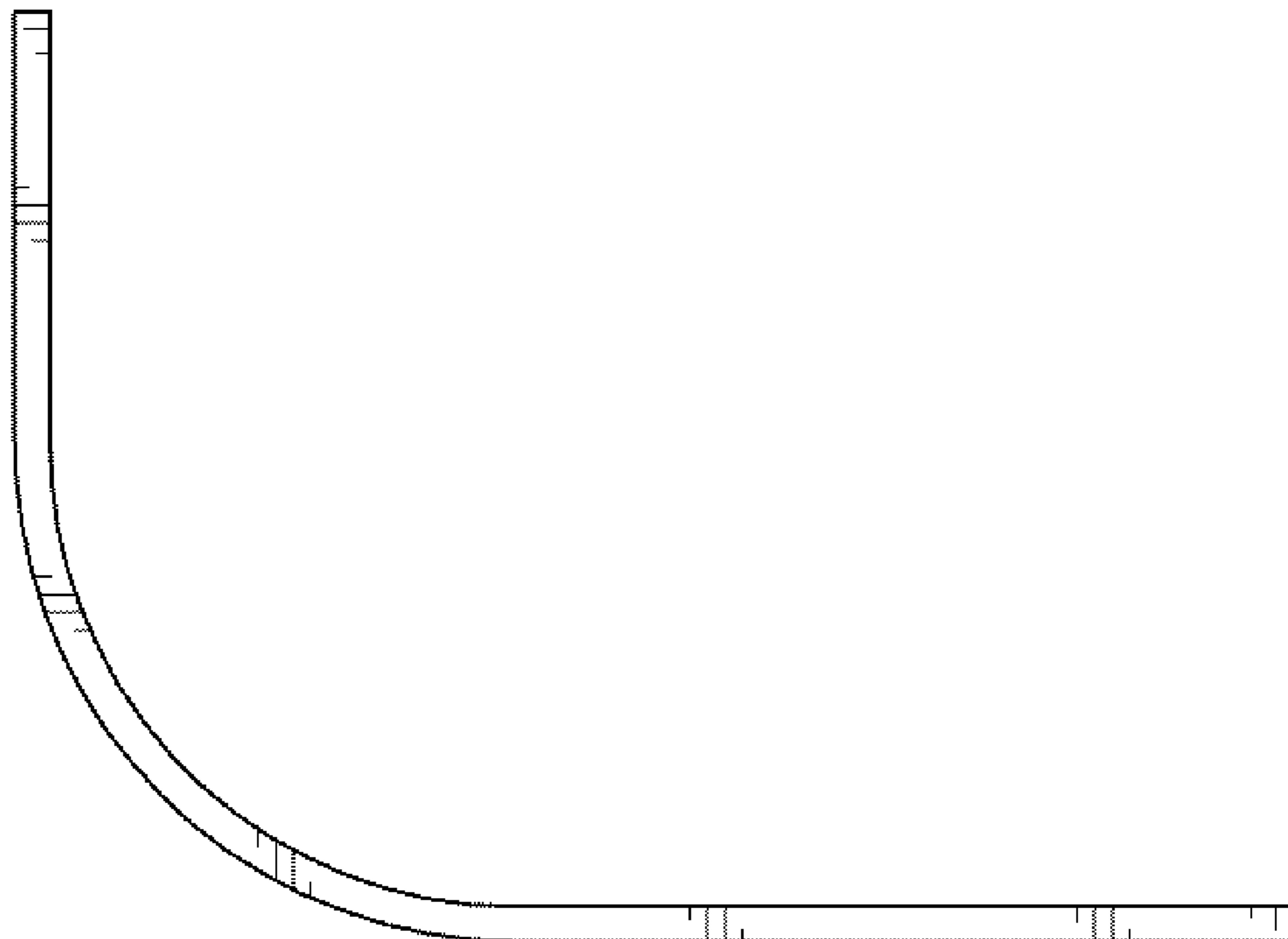
DESCRIPTION

FIG. 1 is a perspective view of a towel bar of the new design; FIG. 2 is a front elevational view of the towel bar of FIG. 1; FIG. 3 is a left side elevational view of the towel bar of FIG. 1, the right side elevational view being a mirror image thereof; and,

FIG. 4 is a top plan view of the towel bar of FIG. 1.

The portions of the Figures shown in broken lines are not part of the claimed design and are for illustration only.

1 Claim, 2 Drawing Sheets



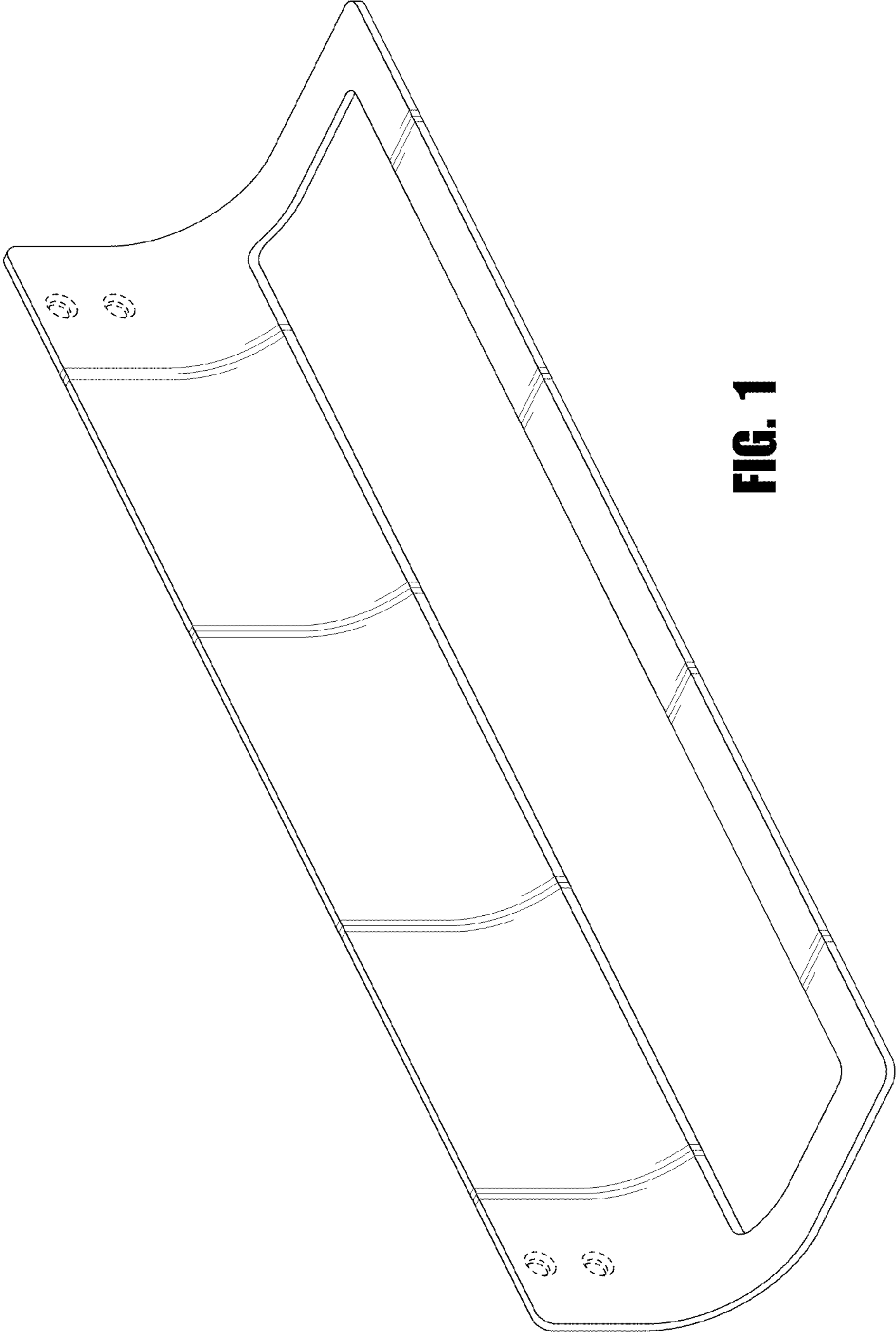


FIG. 1




FIG. 2




FIG. 3




FIG. 4