



US00D656742S

(12) **United States Design Patent**
Culler et al.

(10) **Patent No.:** **US D656,742 S**

(45) **Date of Patent:** **** Apr. 3, 2012**

(54) **SUBSTRATE WITH CAMOUFLAGE PATTERN**

(75) Inventors: **Gregory D. Culler**, Nottingham, PA
(US); **Philip James Smith**, Middletown,
DE (US)

(73) Assignee: **Gore Enterprise Holdings, Inc.**,
Newark, DE (US)

(**) Term: **14 Years**

(21) Appl. No.: **29/393,415**

(22) Filed: **Jun. 3, 2011**

(51) **LOC (9) Cl.** **05-05**

(52) **U.S. Cl.** **D5/62**

(58) **Field of Classification Search** D5/6, 16,
D5/26, 32, 36, 37, 53, 55, 57, 59, 62, 63,
D5/66, 99; D6/582, 588, 600, 609, 614,
D6/619; D19/6; D24/126; 112/401, 416,
112/439; 139/383 R; 428/32, 39, 66.5, 79,
428/187, 542.2, 542.6, 919

See application file for complete search history.

(56) **References Cited**

U.S. PATENT DOCUMENTS

D18,120 S *	2/1888	Righter	D5/58
D49,423 S *	7/1916	Elliot	D5/62
D104,456 S *	5/1937	Kornfeld	D5/37
D117,738 S *	11/1939	Uilein	D5/32
D124,284 S *	12/1940	Oltarsh	D5/62
D124,403 S *	12/1940	Grauer	D5/62
D124,868 S *	1/1941	Morrow	D5/32
D124,945 S *	1/1941	Feldman	D6/582
D147,092 S *	7/1947	Uilein	D5/37
D204,181 S *	3/1966	Mazur	D5/62

D218,663 S *	9/1970	Clementi	D5/37
D301,804 S *	6/1989	McIlhinney	D5/62
D391,402 S *	3/1998	Josephs	D5/58
6,061,828 A *	5/2000	Josephs	2/69
D474,897 S *	5/2003	Clausen et al.	D5/62
D485,078 S *	1/2004	Tuso	D5/62
D486,922 S *	2/2004	Baxter	D25/163
D487,848 S *	3/2004	Crye et al.	
6,805,957 B1	10/2004	Santos et al.	
D560,915 S *	2/2008	Crye et al.	D5/62
D572,909 S *	7/2008	Crye et al.	D5/62
D574,880 S *	8/2008	Fennessy, Sr.	D18/18
D602,258 S *	10/2009	Simione et al.	
D610,269 S *	2/2010	Canales	D25/138
D615,762 S *	5/2010	Kimmel	

* cited by examiner

Primary Examiner — Karen S Acker

(74) *Attorney, Agent, or Firm* — James Arnold, Jr.

(57) **CLAIM**

The ornamental design for a substrate with camouflage pattern, as shown and described.


DESCRIPTION

The file of this patent contains at least one drawing/photograph executed in color. Copies of this patent with color drawing(s)/photograph(s) will be provided by the Patent and Trademark Office upon request and payment of the necessary fee.

FIG. 1 is a perspective view of a substrate with camouflage pattern showing our design; and,

FIG. 2 is a perspective view of an alternative embodiment of a substrate with camouflage pattern shown in color.

1 Claim, 2 Drawing Sheets
(1 of 2 Drawing Sheet(s) Filed in Color)






FIG. 1




FIG. 2