



US00D656736S

(12) **United States Design Patent**
Hoffelner

(10) **Patent No.:** **US D656,736 S**

(45) **Date of Patent:** **** Apr. 3, 2012**

(54) **COMBINED ICE SCRAPER AND BRUSH**

(75) **Inventor:** **Volkwin Hoffelner**, St. Andrä-Wördern
(AT)

(73) **Assignee:** **VEROPA Dkfm. Peter Vogt GmbH**,
Vienna (AT)

(**) **Term:** **14 Years**

(21) **Appl. No.:** **29/333,257**

(22) **Filed:** **Mar. 5, 2009**

(30) **Foreign Application Priority Data**

Sep. 18, 2008 (EP) 001005367

(51) **LOC (9) Cl.** **04-01**

(52) **U.S. Cl.** **D4/118**

(58) **Field of Classification Search** D4/118,
D4/129, 134; D32/42, 46, 48, 49; 15/111,
15/236.01, 236.02, 236.05, 236.06, 236.08,
15/236.09

See application file for complete search history.

(56) **References Cited**

U.S. PATENT DOCUMENTS

D269,054 S * 5/1983 Bauer D4/118
D335,771 S * 5/1993 Mallory et al. D4/118

D346,903 S * 5/1994 Hillmer D4/118
6,243,906 B1 * 6/2001 Holliday et al. 15/111
D501,727 S * 2/2005 Liu D4/118
D561,999 S * 2/2008 Liu D4/118
D562,000 S * 2/2008 Liu D4/118
D597,315 S * 8/2009 Hoffelner D4/118

* cited by examiner

Primary Examiner — Melanie H Tung

Assistant Examiner — Lavone D Tabor

(74) *Attorney, Agent, or Firm* — Laurence A. Greenberg;
Werner H. Stemer; Ralph E. Locher

(57) **CLAIM**

The ornamental design for a combined ice scraper and brush,
as shown and described.

DESCRIPTION

FIG. 1 is a top, rear, left side perspective view of a combined
ice scraper and brush showing my new design;

FIG. 2 is a top plan view thereof;

FIG. 3 is a bottom plan view thereof, the broken lines shown
therein forming no part of the claimed design;

FIG. 4 is a right side elevational view thereof;

FIG. 5 is an enlarged rear end elevational view thereof; and,

FIG. 6 is an enlarged front end elevational view thereof.

1 Claim, 3 Drawing Sheets

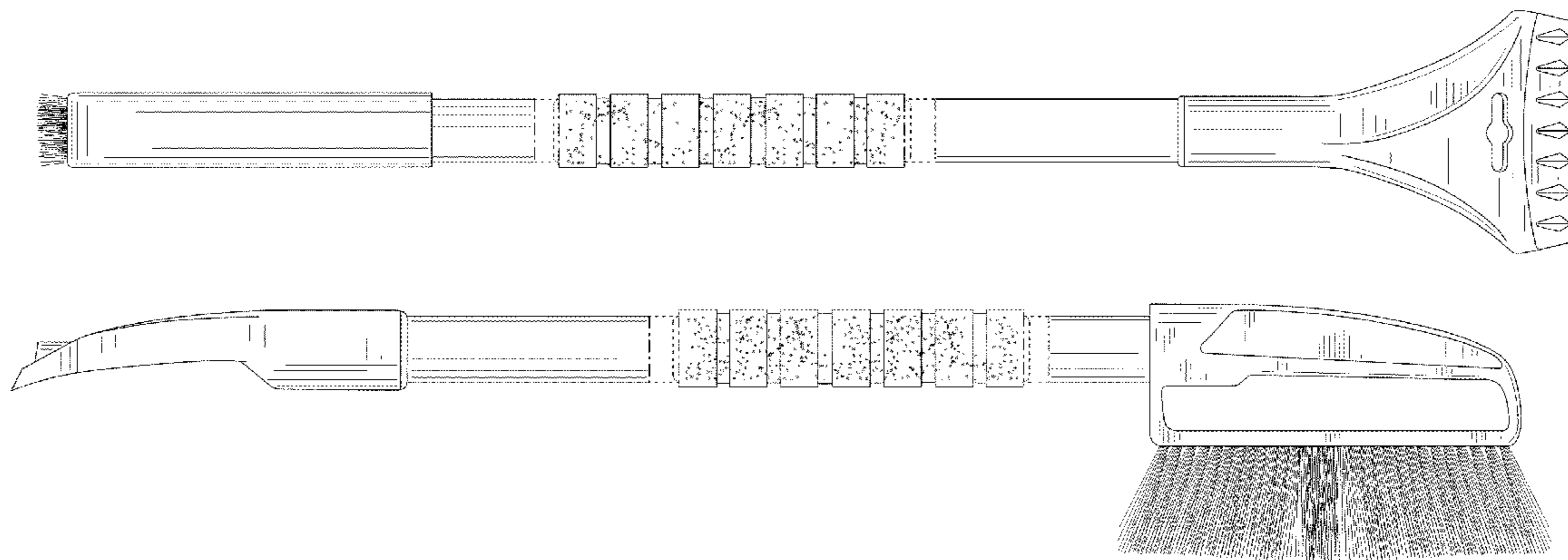


FIG. 1

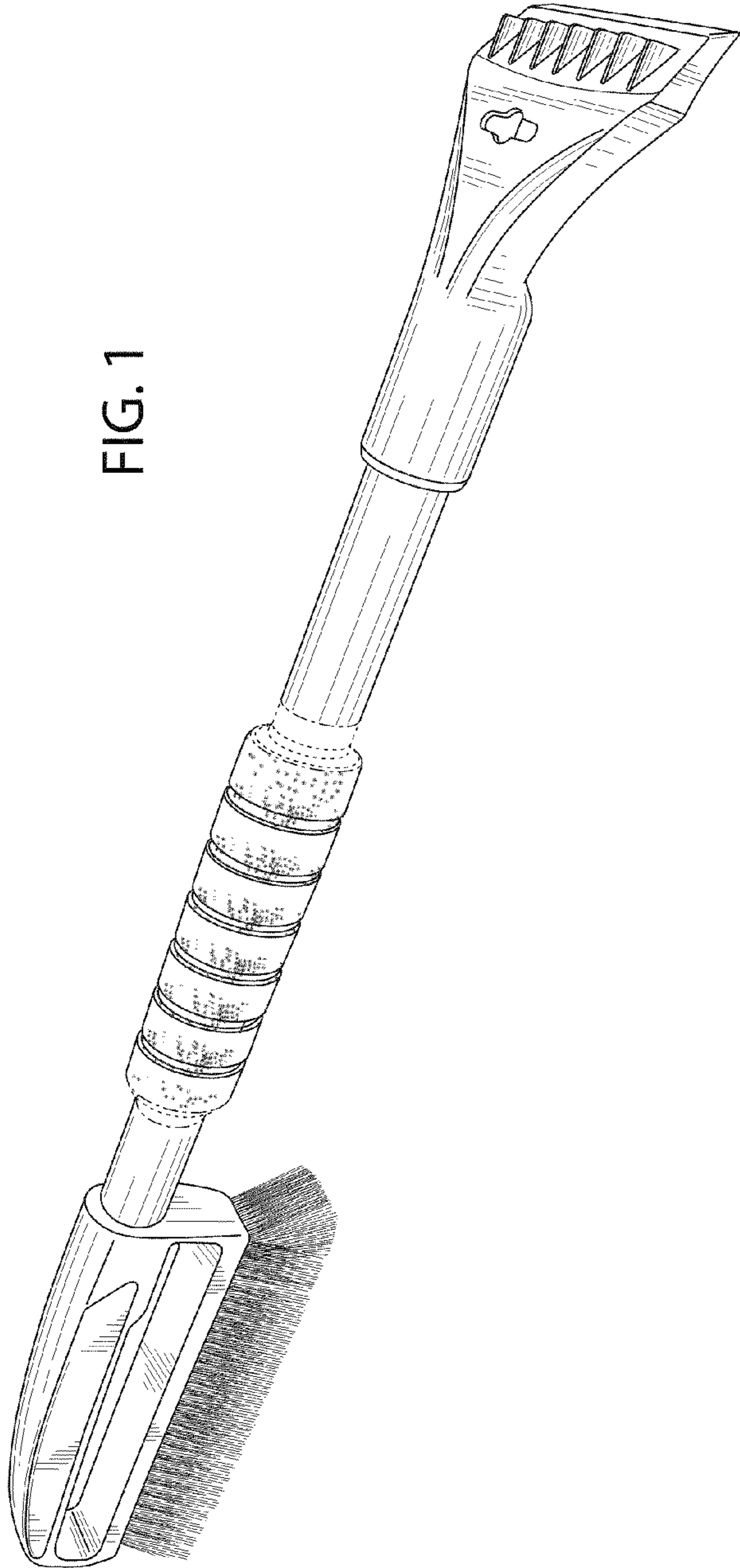
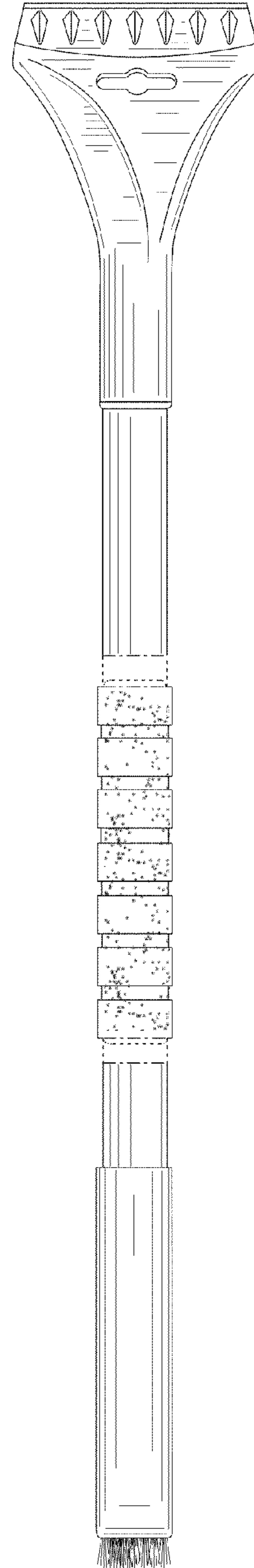


FIG. 2



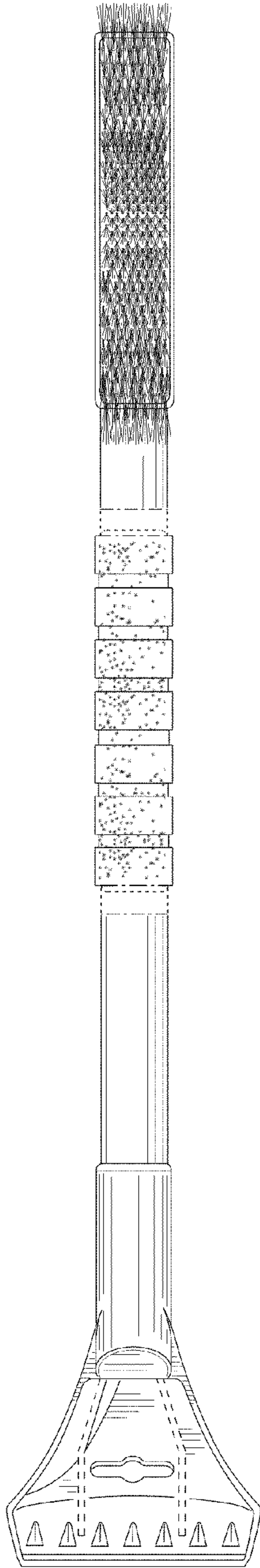


FIG. 3

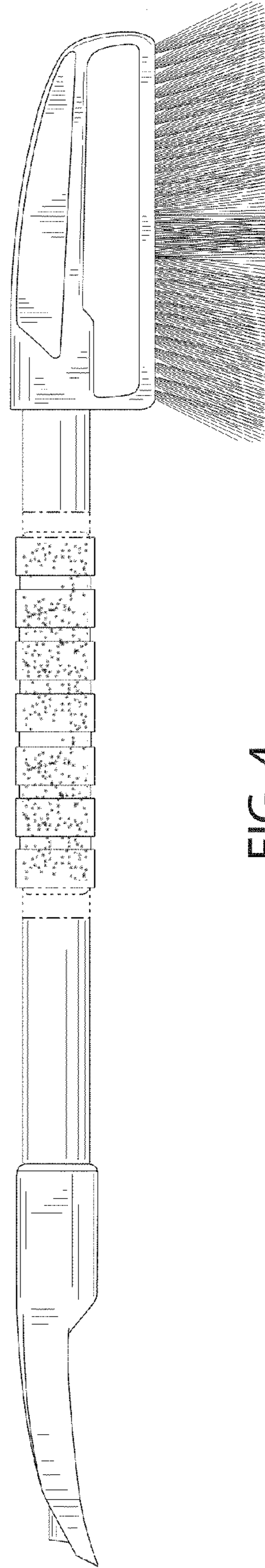


FIG. 4

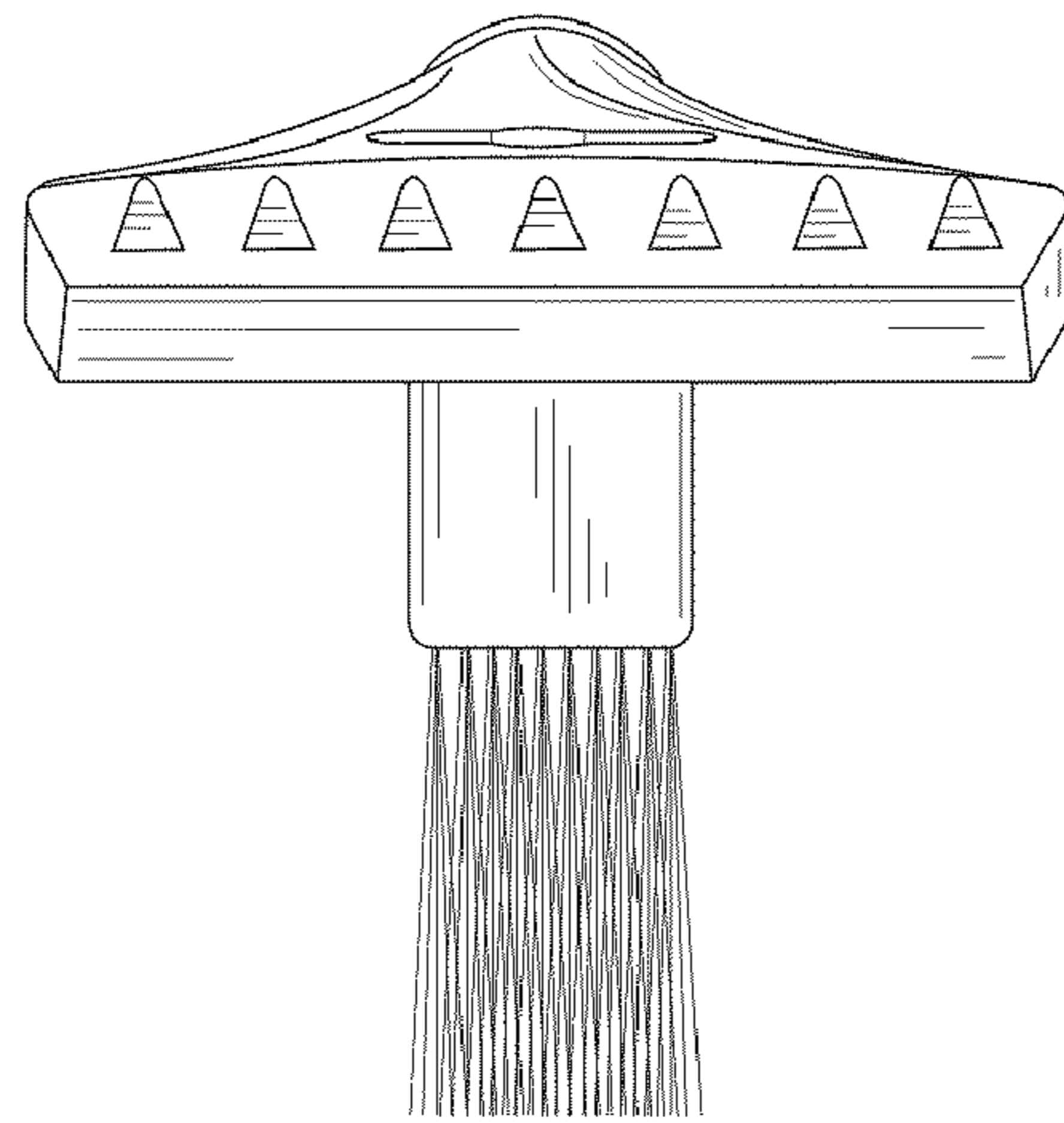


FIG. 5

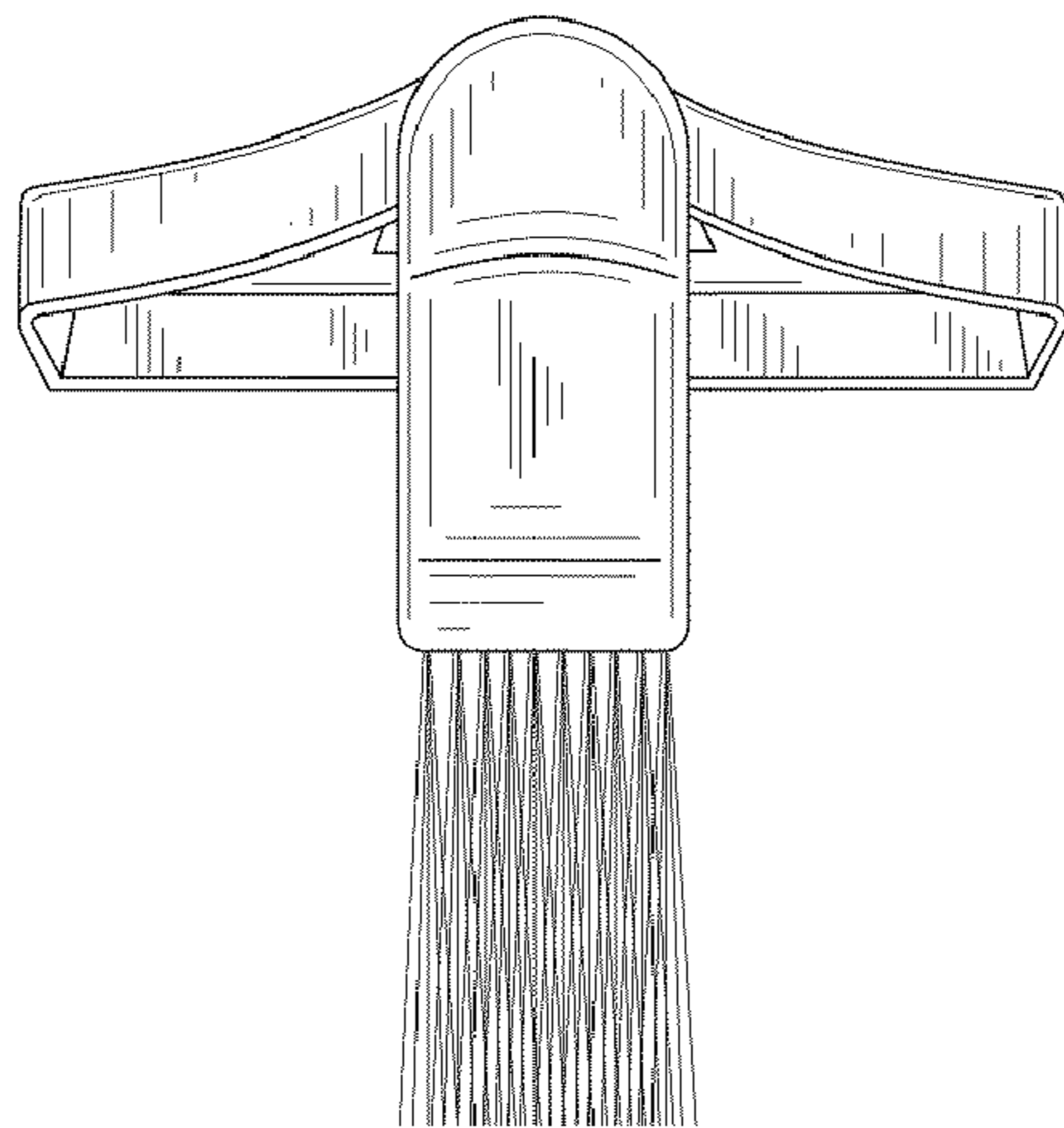


FIG. 6