



US00D656718S

(12) **United States Design Patent**
Pope

(10) **Patent No.:** **US D656,718 S**

(45) **Date of Patent:** **** Apr. 3, 2012**

(54) **SOLE FOR FOOTWEAR**

(75) Inventor: **Sara Pope**, Twickenham (GB)

(73) Assignee: **Lacoste Alligator S.A.**, Geneva (CH)

(**) Term: **14 Years**

(21) Appl. No.: **29/370,034**

(22) Filed: **May 28, 2010**

(30) **Foreign Application Priority Data**

May 20, 2010 (EP) I 001710062

(51) **LOC (9) Cl.** **02-04**

(52) **U.S. Cl.** **D2/947**

(58) **Field of Classification Search** D2/902,
D2/906, 908, 916, 918, 925, 946, 947, 950-962,
D2/977; 36/3 B, 22 R, 24.5, 25 R, 28, 32 R,
36/34 R, 59 C, 67 A, 103
See application file for complete search history.

(56) **References Cited**

U.S. PATENT DOCUMENTS

D250,917 S *	1/1979	Wynne	D2/908
D254,398 S *	3/1980	Finn	D2/908
D296,950 S *	8/1988	Brickwood	D2/916
D347,110 S *	5/1994	Hoeft et al.	D2/977
6,341,432 B1 *	1/2002	Muller	36/27
6,772,539 B1 *	8/2004	Tai	36/11.5
D497,243 S *	10/2004	McClaskie	D2/951
D501,706 S *	2/2005	McClaskie	D2/954
D538,017 S *	3/2007	McClaskie	D2/959
D564,734 S *	3/2008	Krompasick et al.	D2/916
D590,137 S *	4/2009	Austin	D2/897

D603,588 S *	11/2009	McClaskie	D2/950
D610,786 S *	3/2010	Issler	D2/950
D622,486 S *	8/2010	Goldston et al.	D2/902
D636,570 S *	4/2011	Merritt et al.	D2/951
D637,798 S *	5/2011	Della Valle et al.	D2/908
2005/0268490 A1 *	12/2005	Foxen	36/28
2011/0113649 A1 *	5/2011	Merritt et al.	36/102

* cited by examiner

Primary Examiner — T. Chase Nelson

(74) *Attorney, Agent, or Firm* — Fross Zelnick Lehrman & Zissu, P.C.; Charles T. J. Weigell, Esq.

(57) **CLAIM**

The ornamental design for a sole for footwear, as shown and described.

DESCRIPTION

FIG. 1 is a front perspective view of my design for a sole for footwear;
FIG. 2 is a left side view of the sole for footwear shown in FIG. 1;
FIG. 3 is a right side view of the sole for footwear shown in FIG. 1;
FIG. 4 is a front view of the sole for footwear shown in FIG. 1;
FIG. 5 is a rear view of the sole for footwear shown in FIG. 1;
FIG. 6 is a top view of the sole for footwear shown in FIG. 1; and,
FIG. 7 is a bottom view of the sole for footwear shown in FIG. 1.

The broken line showing of the shoe upper is for illustrative purposes only and forms no part of the claimed design.

1 Claim, 5 Drawing Sheets

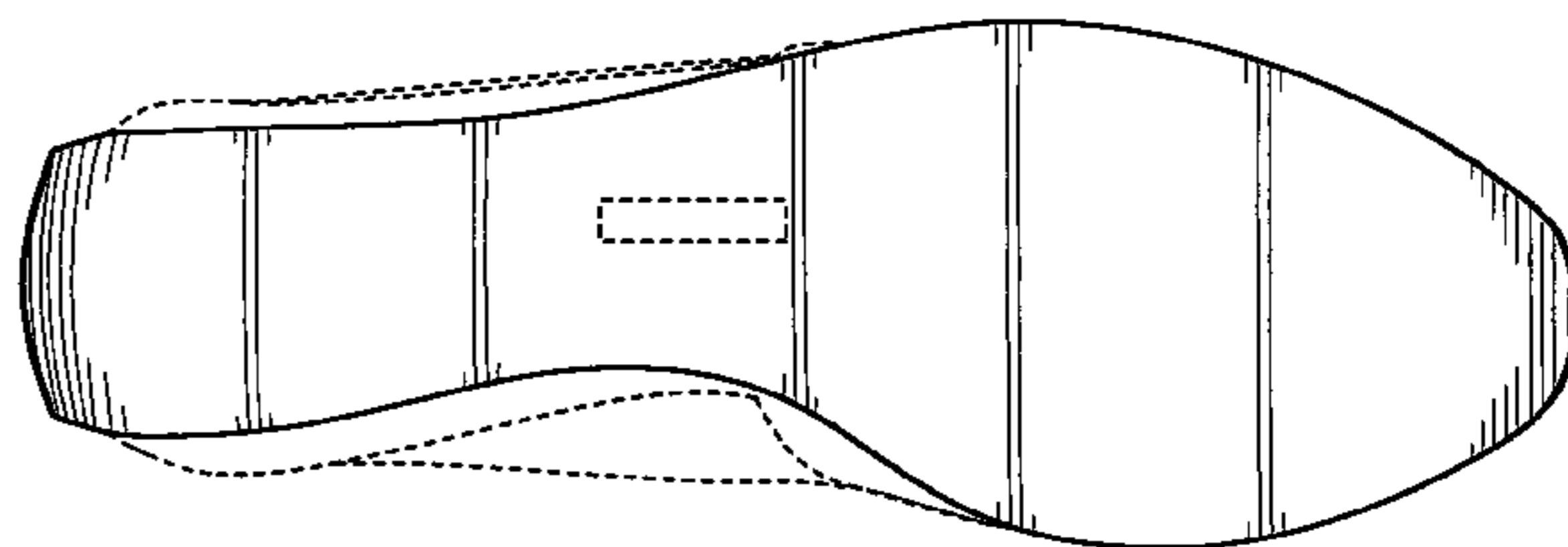
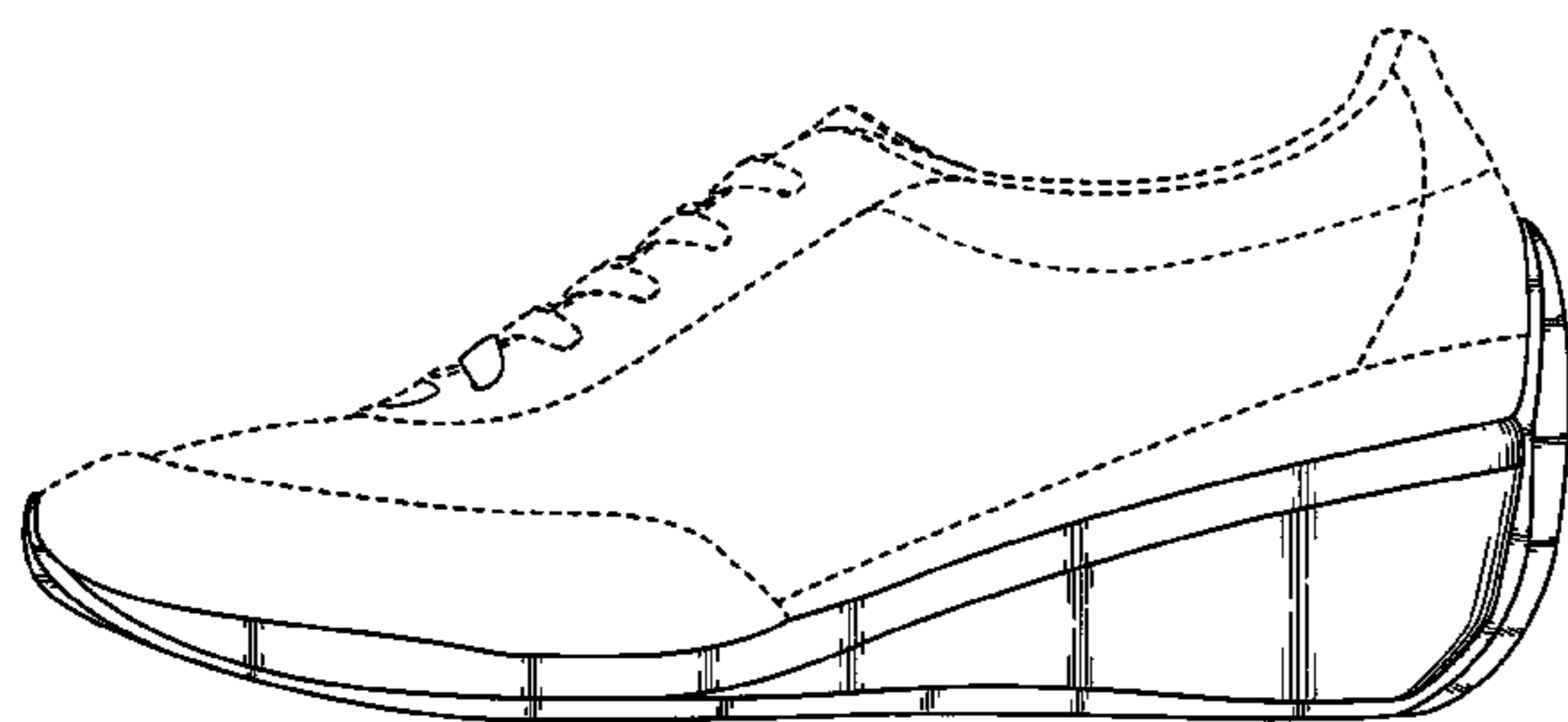




FIG. 1




FIG. 2

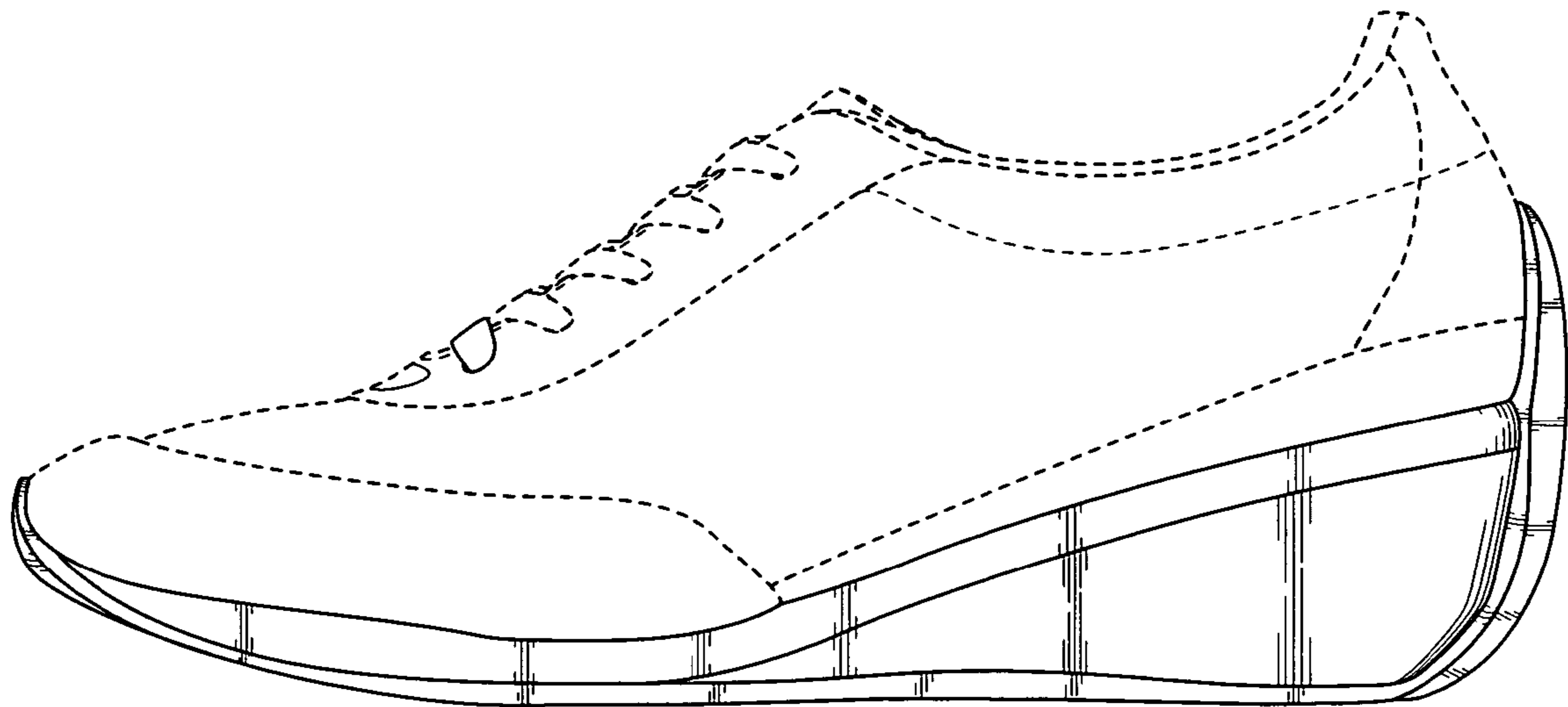


FIG. 3

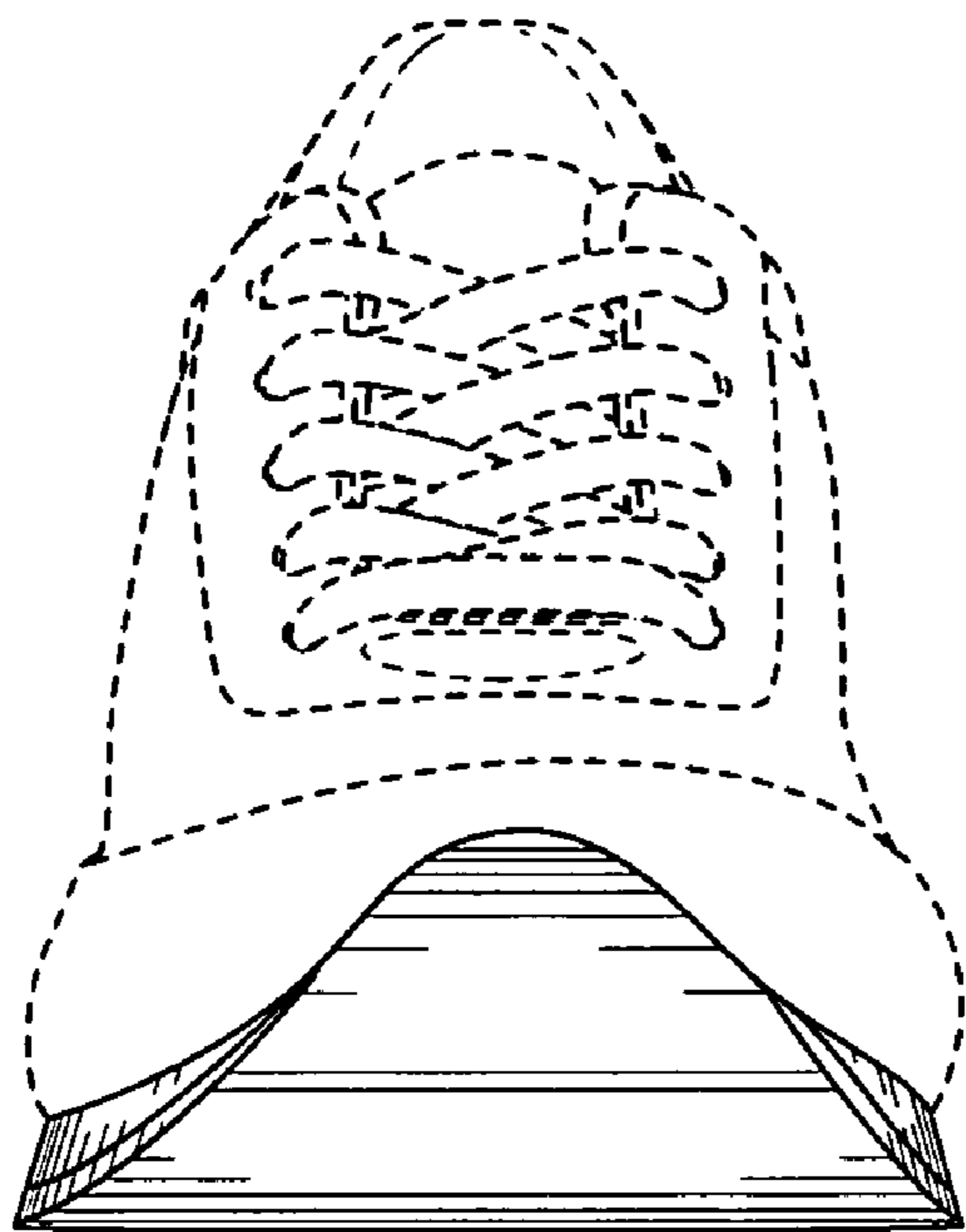


FIG. 4

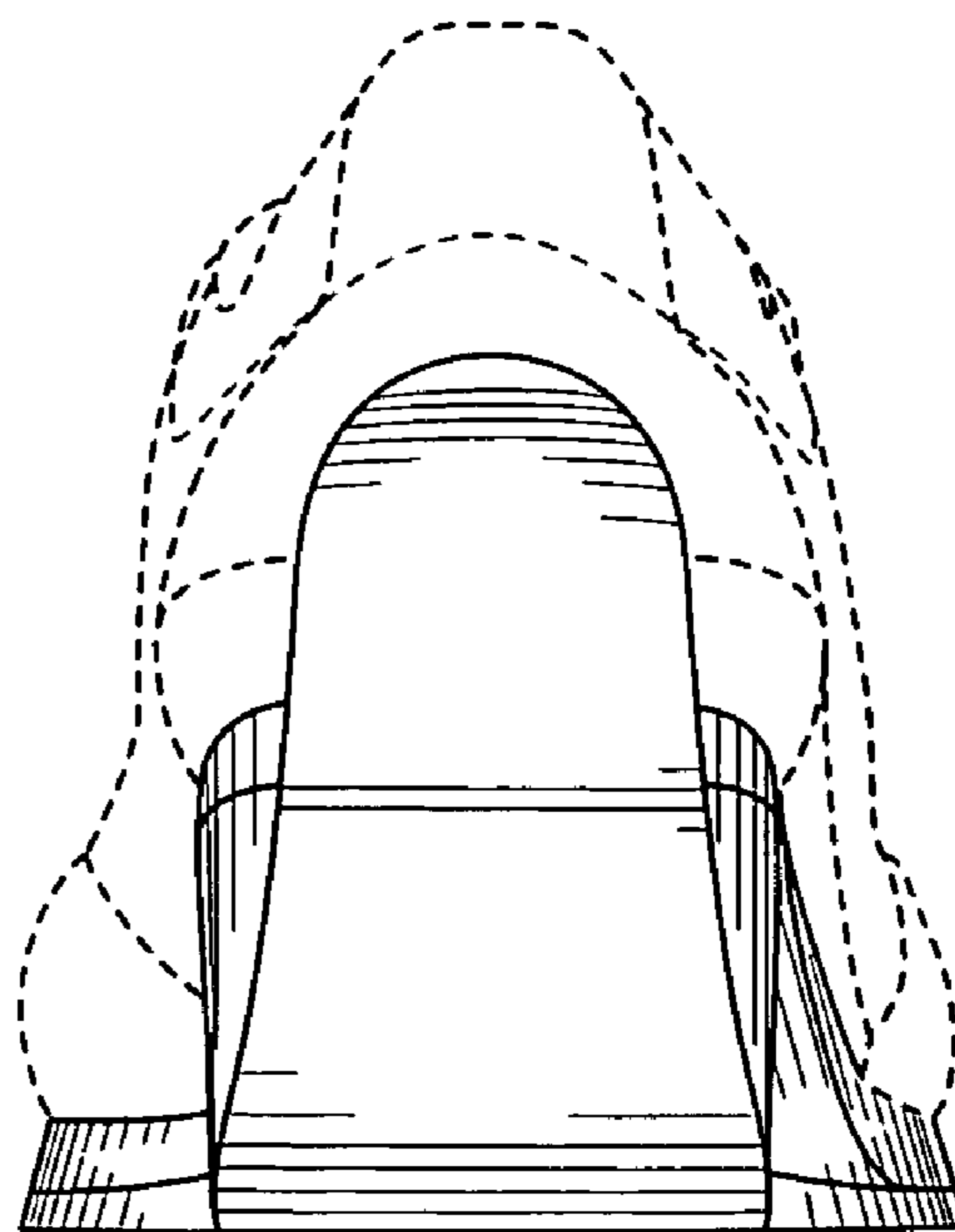


FIG. 5

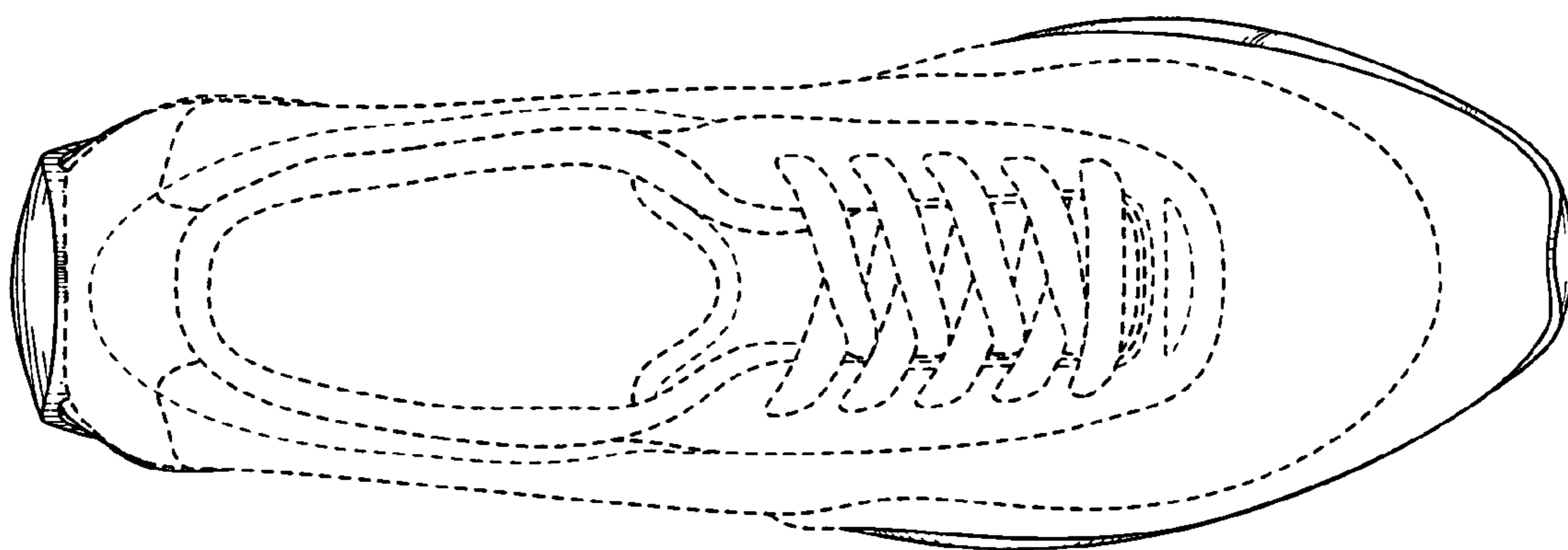


FIG. 6

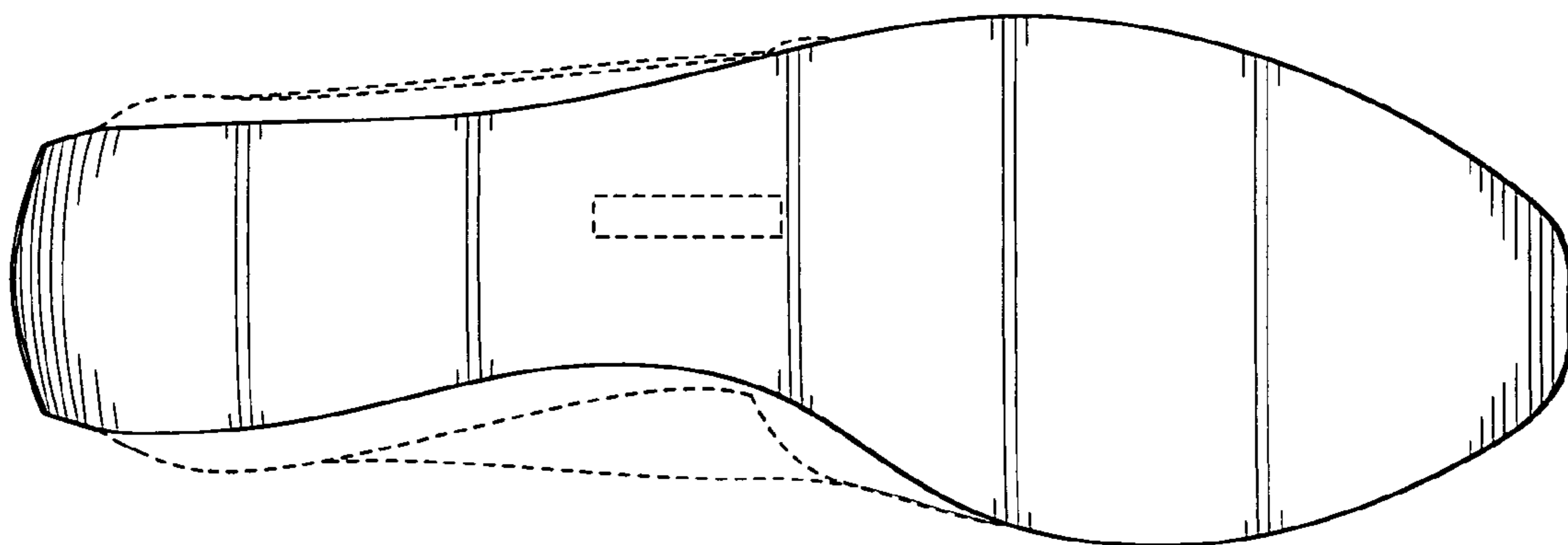


FIG. 7