

US00D656717S

(12) **United States Design Patent**
Abramowitz

(10) **Patent No.:** **US D656,717 S**

(45) **Date of Patent:** **** Apr. 3, 2012**

(54) **SHOE TOE CAP**

(75) Inventor: **Corinne B Abramowitz**, Van Nuys, CA (US)

(73) Assignee: **Skechers U.S.A., Inc. II**, Mannhattan Beach, CA (US)

(**) Term: **14 Years**

(21) Appl. No.: **29/404,054**

(22) Filed: **Oct. 14, 2011**

(51) **LOC (9) Cl.** **02-99**

(52) **U.S. Cl.** **D2/946; D2/972**

(58) **Field of Classification Search** D2/896,
D2/906, 909, 923, 946, 971, 970, 972; 36/31,
36/76 R, 14, 45, 91, 77 R
See application file for complete search history.

D545,045 S	6/2007	Mueller	
D546,541 S	7/2007	Mueller	
D571,095 S *	6/2008	Clifford	D2/972
D573,338 S	7/2008	Stauffer	
D573,778 S	7/2008	Hawker	
D606,731 S *	12/2009	Bridges	D2/917
7,698,836 B2	4/2010	Schmelzer et al.	
D616,182 S *	5/2010	Nelson	D2/913
D636,564 S	4/2011	Matsueda et al.	
D637,802 S	5/2011	Jankowski	
2006/0101673 A1	5/2006	Robinson et al.	
2009/0183394 A1	7/2009	Mycoskie	
2010/0037488 A1	2/2010	Moffitt	
2010/0115793 A1	5/2010	Kraisosky	
2010/0186258 A1	7/2010	Garza	

* cited by examiner

Primary Examiner — Robert M Spear

Assistant Examiner — Rashida C McCoy

(74) *Attorney, Agent, or Firm* — Kleinberg & Lerner, LLP;
Marshall A. Lerner; Marvin H. Kleinberg

(56) **References Cited**

U.S. PATENT DOCUMENTS

D91,531 S *	2/1934	Morali	D2/930
D91,535 S *	2/1934	Morali	D2/932
1,977,995 A *	10/1934	Morali	36/11.5
D94,283 S	1/1935	Saugues	
D107,233 S	11/1937	Hurzeler	
D192,695 S *	5/1962	Glascok	D11/125
D272,012 S	1/1984	Trevisani	
D333,376 S *	2/1993	Raffe	D2/969
D342,598 S	12/1993	Harrington	
D356,378 S	3/1995	Kuhn	
D381,192 S	7/1997	Pallera	
D381,491 S	7/1997	Pallera	
D382,096 S	8/1997	Pallera	
D420,784 S *	2/2000	Riecken	D2/913
D523,624 S	6/2006	Kuerbis	
D532,962 S	12/2006	Teteriatnikov	
D535,095 S	1/2007	Sung	
D540,532 S	4/2007	Sung	
D541,522 S	5/2007	Paz	
D544,691 S	6/2007	Mueller	

(57) **CLAIM**

The ornamental design for a shoe toe cap, as shown and described.

DESCRIPTION

FIG. 1 is a perspective view of a shoe toe cap in accordance with my new design.

FIG. 2 is a left side view thereof;

FIG. 3 is a right side view thereof;

FIG. 4 is a top plan view thereof;

FIG. 5 is a front elevation view thereof; and,

FIG. 6 is a rear elevation view thereof.

Broken lines showing the remainder of the shoe in the figures are for illustrative purposes only and form no part of the claimed invention.

The broken lines in the drawings illustrate unclaimed elements of the toe cap.

1 Claim, 3 Drawing Sheets

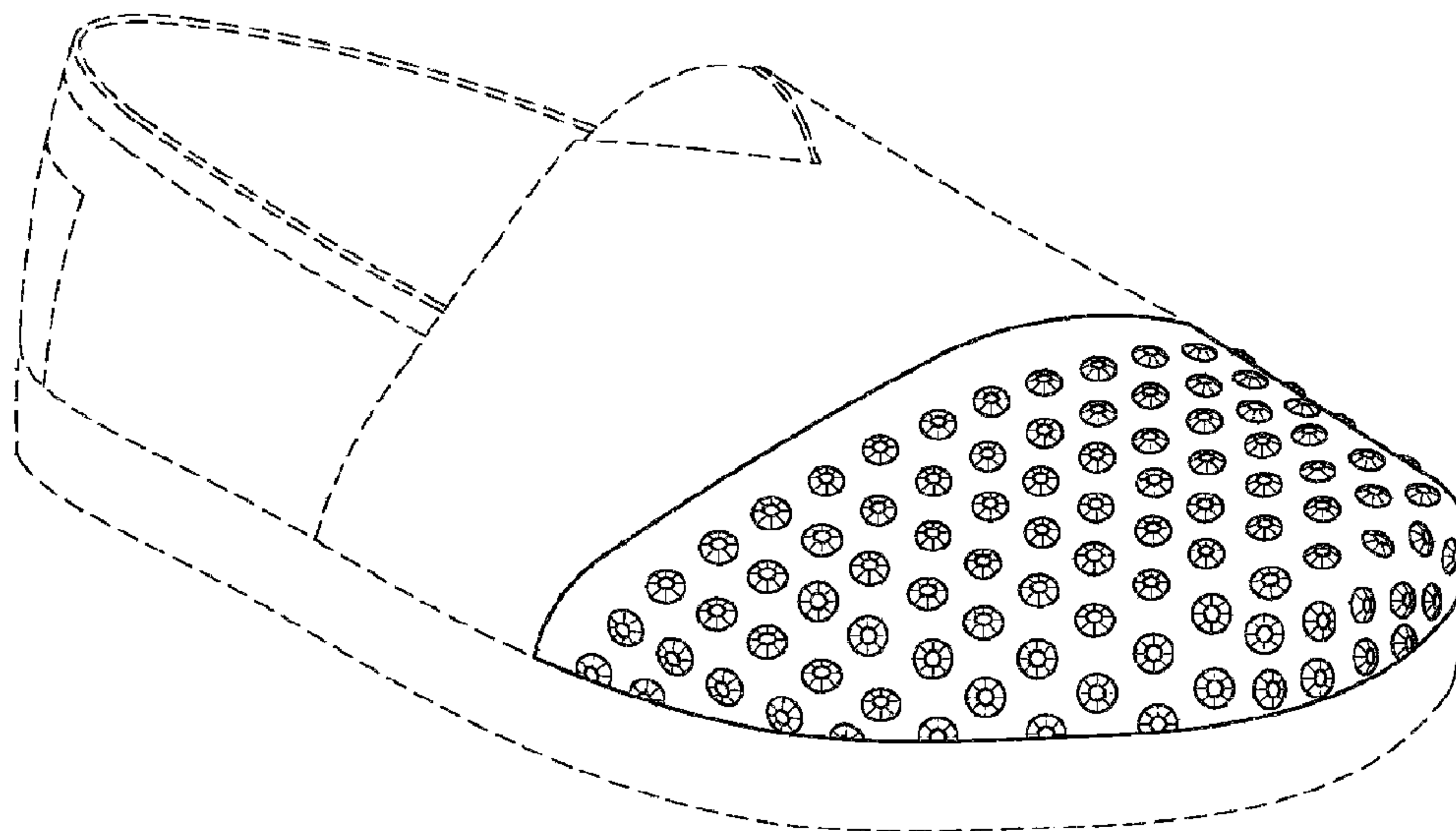
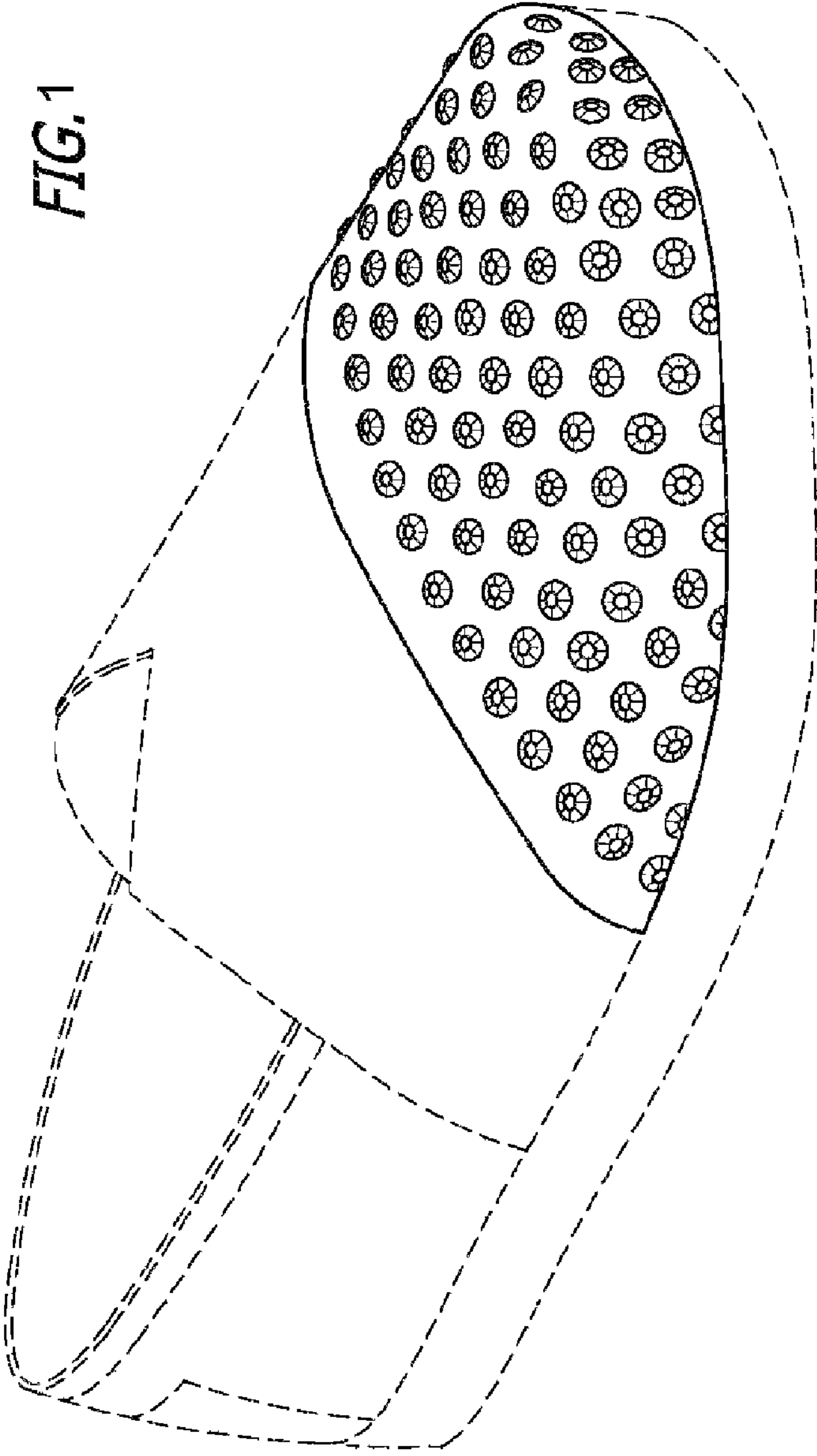
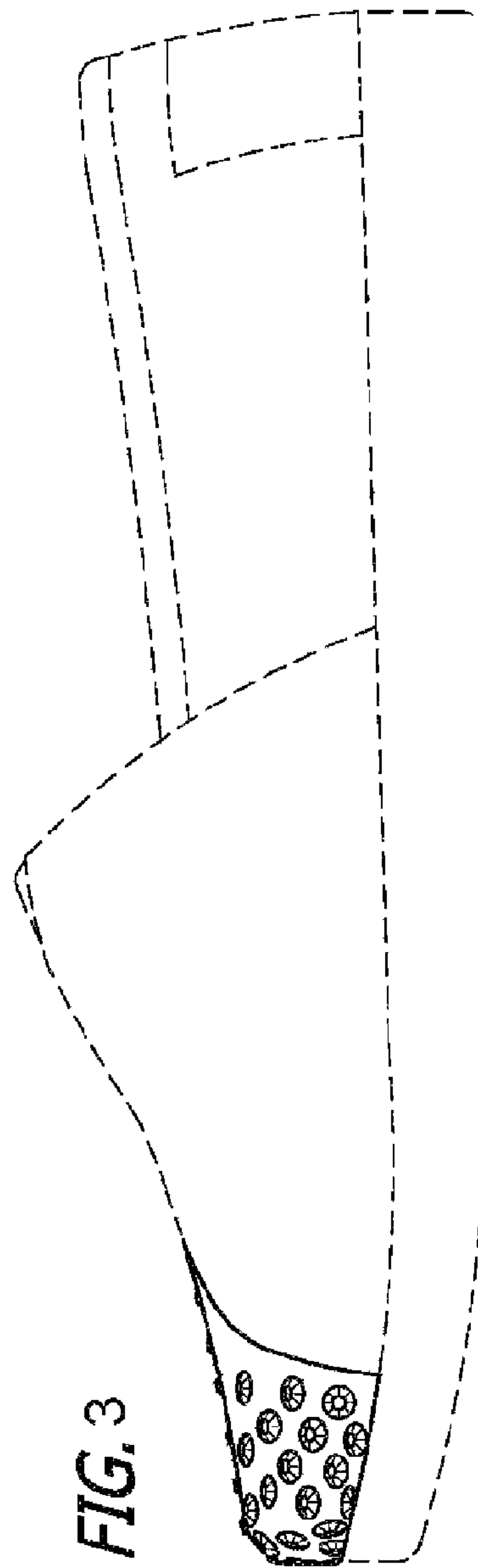
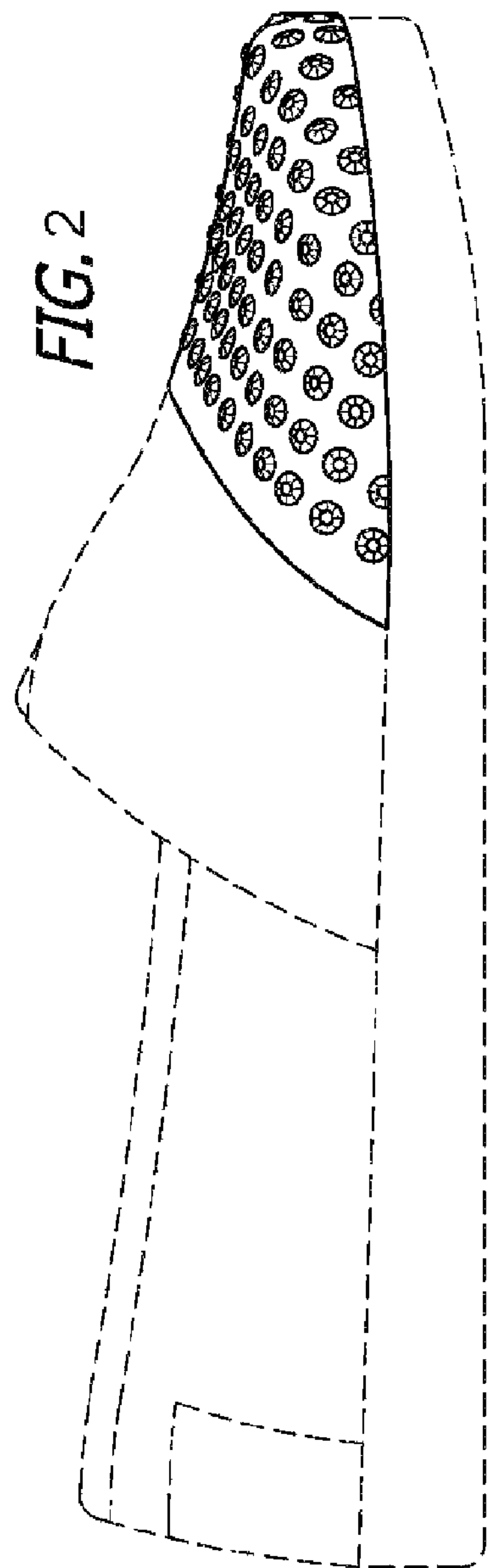


FIG. 1





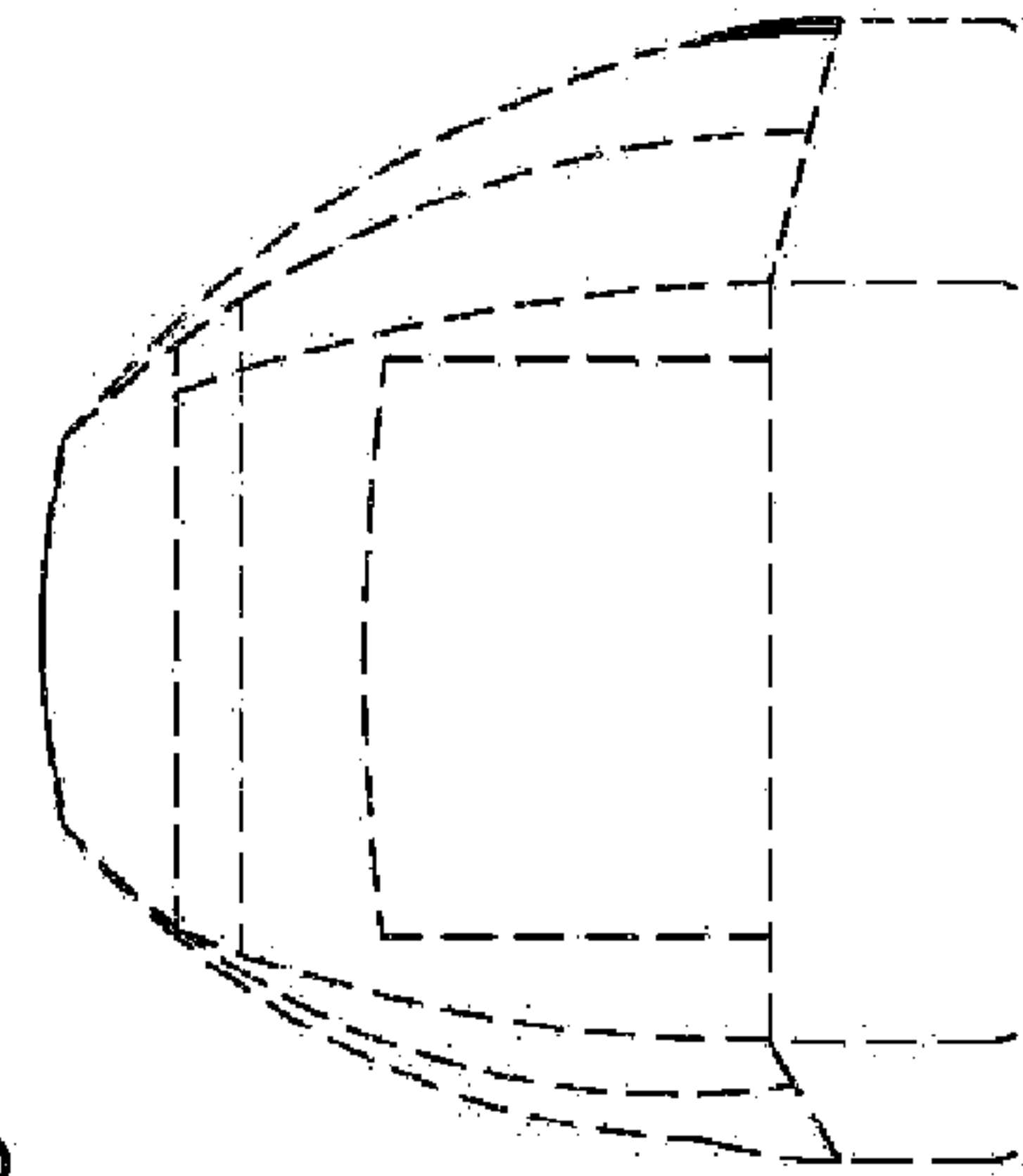
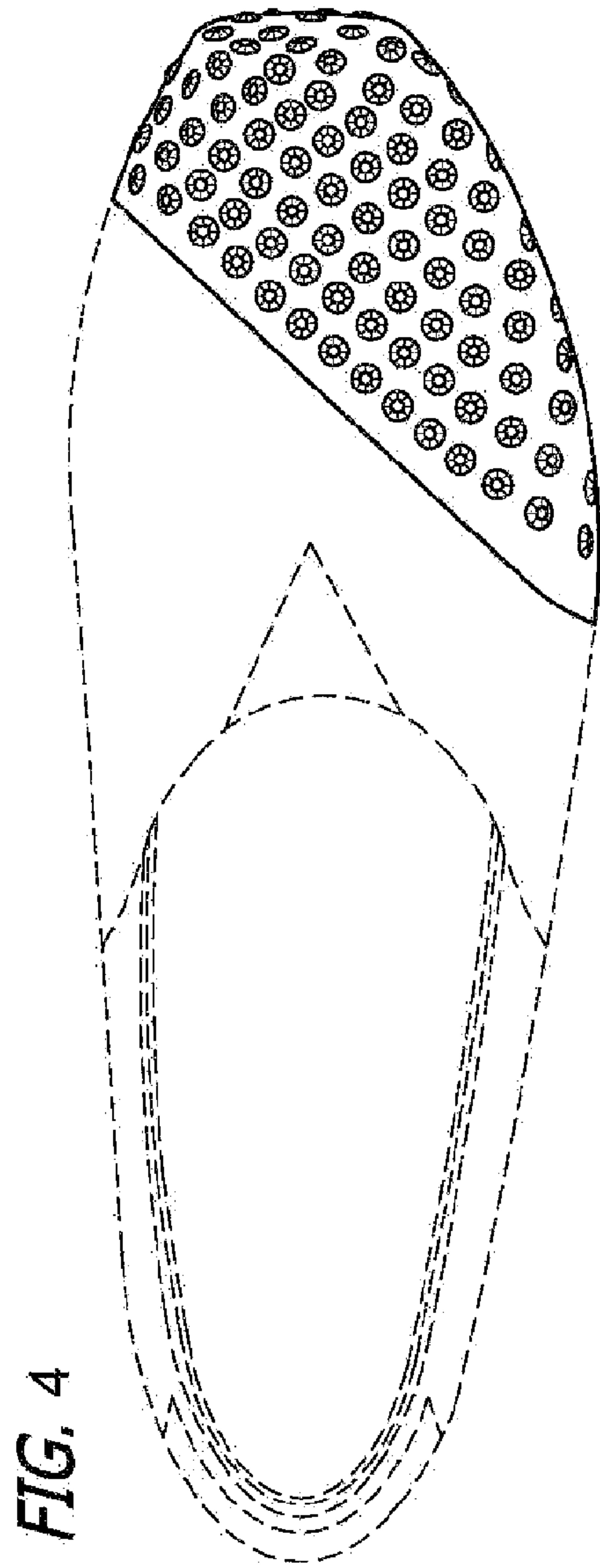


FIG. 6

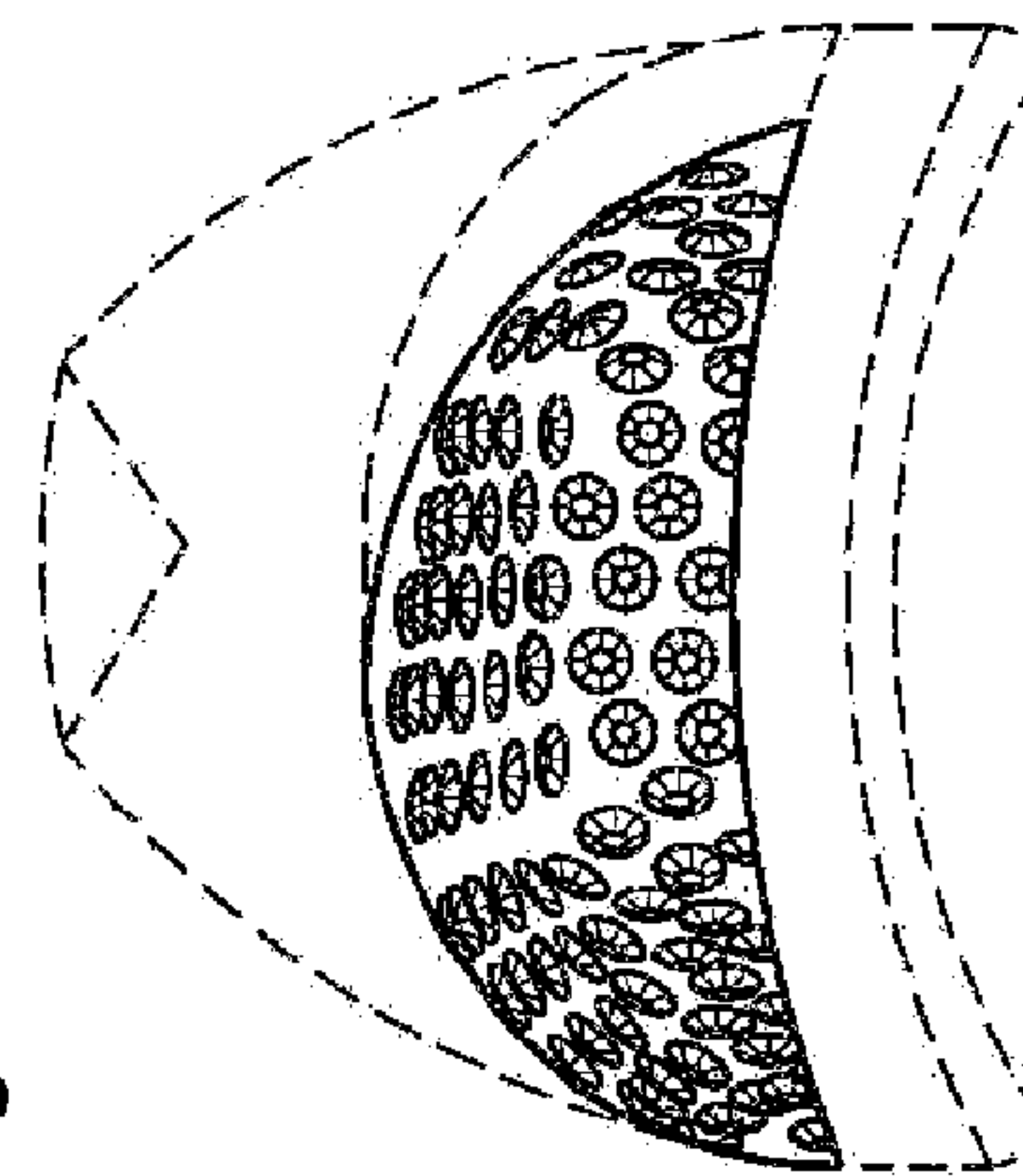


FIG. 5