



US00D656677S

(12) **United States Design Patent**
Cavazos Jimenez et al.

(10) **Patent No.:** **US D656,677 S**
(45) **Date of Patent:** **** Mar. 27, 2012**

(54) **RAZOR HANDLE**

(75) Inventors: **Rolando Antonio Cavazos Jimenez**,
Bartlett, IL (US); **Steven Michael**
Schennum, Plainfield, IL (US); **Jeremy**
Aaron Abel, Oswego, IL (US)

(73) Assignee: **The Gillette Company**, Boston, MA
(US)

(**) Term: **14 Years**

(21) Appl. No.: **29/408,109**

(22) Filed: **Dec. 7, 2011**

Related U.S. Application Data

(62) Division of application No. 29/379,273, filed on Nov.
17, 2010, now Pat. No. Des. 652,991.

(51) **LOC (9) Cl.** **28-03**

(52) **U.S. Cl.** **D28/48**

(58) **Field of Classification Search** D28/44,
D28/44.1-48; 30/32, 34.05, 34.1, 34.2, 43,
30/42, 44-61, 77-84, 526-538

See application file for complete search history.

(56) **References Cited**

U.S. PATENT DOCUMENTS

D490,568 S	5/2004	Leventhal et al.
D563,045 S	2/2008	Provost et al.
D563,046 S	2/2008	Provost et al.
D614,809 S	4/2010	Bae
D629,565 S	12/2010	Kling et al.
2008/0148574 A1	6/2008	Chou

Primary Examiner — Jennifer Rivard

(74) *Attorney, Agent, or Firm* — Kevin C. Johnson; Steven
W. Miller

(57) **CLAIM**

The ornamental design for a razor handle, as shown and
described.

DESCRIPTION

FIG. 1 is a perspective view of a razor handle of the present
invention;

FIG. 2 is a front view thereof;

FIG. 3 is a rear view thereof;

FIG. 4 is a left side view thereof;

FIG. 5 is a right side view thereof;

FIG. 6 is a top plan view thereof; and,

FIG. 7 is a bottom plan view thereof.

1 Claim, 2 Drawing Sheets






Fig. 1.



Fig. 2.




Fig. 3.




Fig.4.




Fig.5.



Fig.6.



Fig.7.