



US00D656661S

(12) **United States Design Patent**
Tsai

(10) **Patent No.:** **US D656,661 S**
(45) **Date of Patent:** **** Mar. 27, 2012**

(54) **CIRCULAR LAMPSHADE**

(56) **References Cited**

(76) Inventor: **Pancho Tsai**, New Taipei (TW)

(**) Term: **14 Years**

(21) Appl. No.: **29/393,084**

(22) Filed: **May 31, 2011**

(51) **LOC (9) Cl.** **26-99**

(52) **U.S. Cl.** **D26/118**

(58) **Field of Classification Search** D26/38,
D26/36, 46, 73, 76, 81, 84, 88, 118, 138,
D26/120, 13, 154, 155, 145, 86, 87, 85, 142,
D26/61, 24, 93, 92, 153, 91, 89, 74, 121,
D26/122, 71, 110, 105, 111, 131, 83, 80,
D26/1, 2, 3, 4, 5, 26, 123, 125, 128, 63, 62,
D26/64, 65, 41, 69, 139, 152, 150, 151, 141,
D26/143, 144, 51, 140; 362/269, 648, 238,
362/111, 105, 86, 373, 294, 362, 297, 346,
362/341, 356, 352, 433, 404, 235, 240, 249.01-249.11,
362/321, 287, 374, 427, 190, 281, 324, 272,
362/244, 555, 147, 348, 263, 350; D10/11,
D10/114.1; D22/108; 42/146, 117, 114,
42/115, 116, 142, 1.01; 439/110; 403/92,
403/97; 285/69, 78, 65; 257/89; D16/221;
D13/110, 133, 134, 179, 180, 182; 160/332;
D11/90, 89, 121, 125, 131; D25/119, 124,
D25/125, 138; D23/386; D8/373, 354, 349,
D8/389, 382, 363, 356, 377

U.S. PATENT DOCUMENTS

D79,253	S	*	8/1929	Rosenblatt	D26/91
D80,418	S	*	1/1930	Hoch	D26/91
D81,234	S	*	5/1930	Gunnison	D26/86
D176,921	S	*	2/1956	Koepke	D26/130
D197,379	S	*	1/1964	Rentz	D26/128
3,178,569	A	*	4/1965	Martin	362/296.05
3,600,572	A	*	8/1971	Grunwald	362/358
D240,852	S	*	8/1976	Jacobsen	D26/86
D257,643	S	*	12/1980	Zurcher	D26/85
D260,938	S	*	9/1981	Zurcher	D26/91
D268,134	S	*	3/1983	Zurcher	D26/91
D293,723	S	*	1/1988	Buttner	D26/129
D480,171	S	*	9/2003	Alduby	D26/118
D558,912	S	*	1/2008	Crosby	D26/88
D565,237	S	*	3/2008	Royce	D26/128
D641,919	S	*	7/2011	Parker et al.	D26/118
2009/0196050	A1	*	8/2009	Chiang	362/311.13

* cited by examiner

Primary Examiner — Kevin Rudzinski
(74) *Attorney, Agent, or Firm* — Rosenberg, Klein & Lee

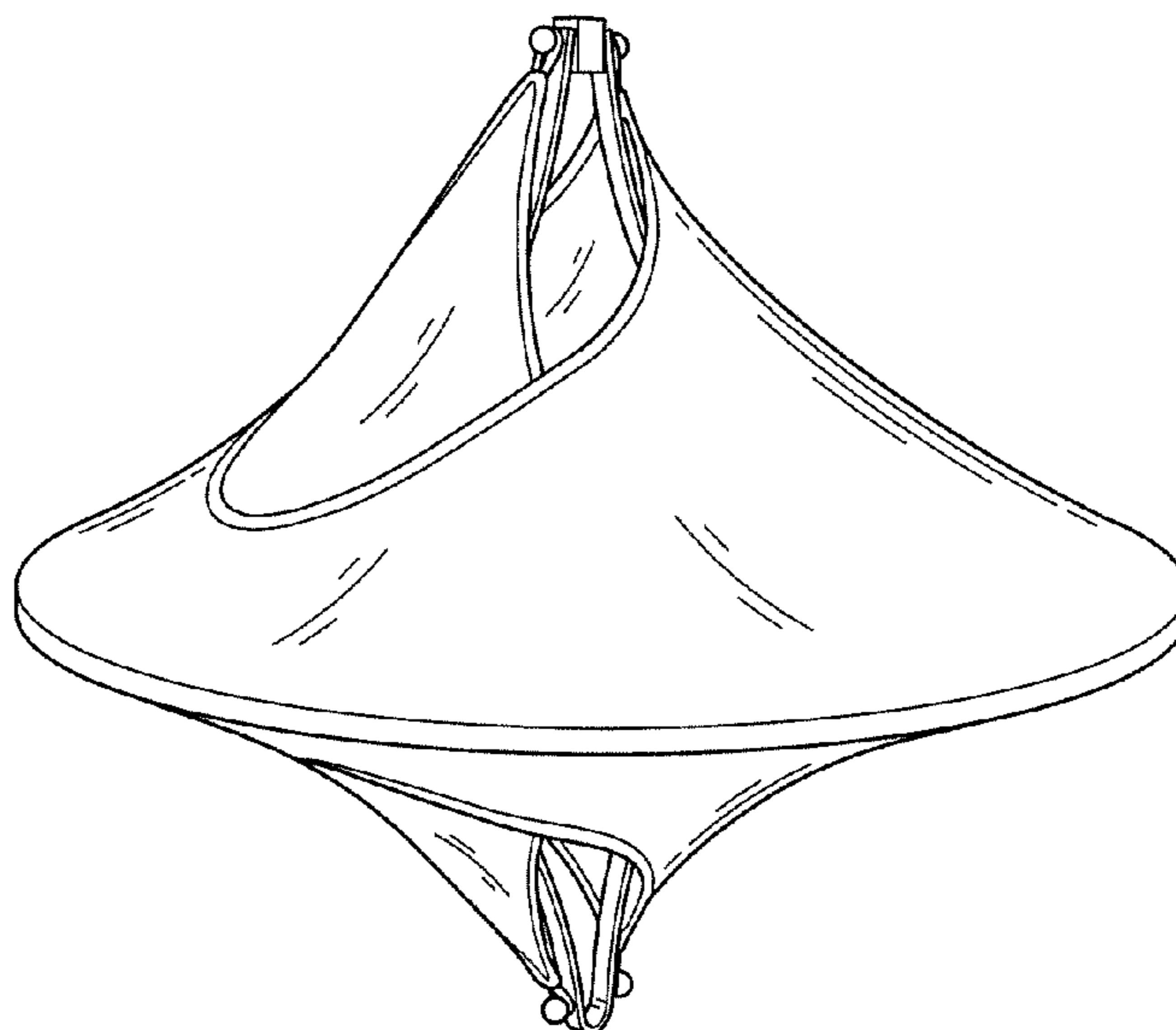
(57) **CLAIM**
The ornamental design for a circular lampshade, as shown and described.

DESCRIPTION

FIG. 1 is a left perspective view of a circular lampshade showing my new design;
FIG. 2 is a front elevational view thereof; the opposite side being a mirror image of the shown;
FIG. 3 is a left side elevational view thereof;
FIG. 4 is a right side elevational view thereof;
FIG. 5 is a top plan view thereof; and,
FIG. 6 is a bottom plan view thereof.

1 Claim, 5 Drawing Sheets

See application file for complete search history.



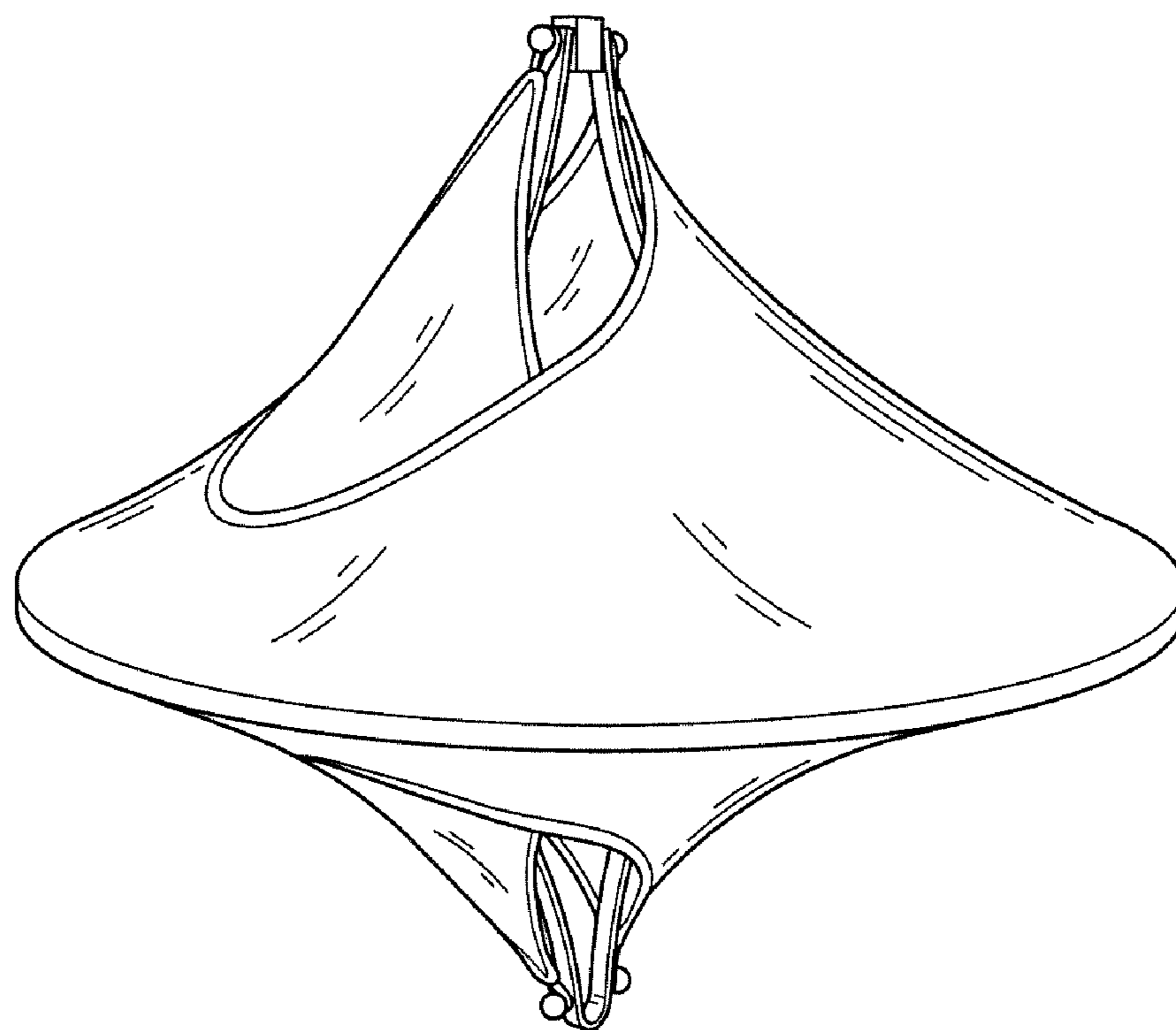


FIG. 1

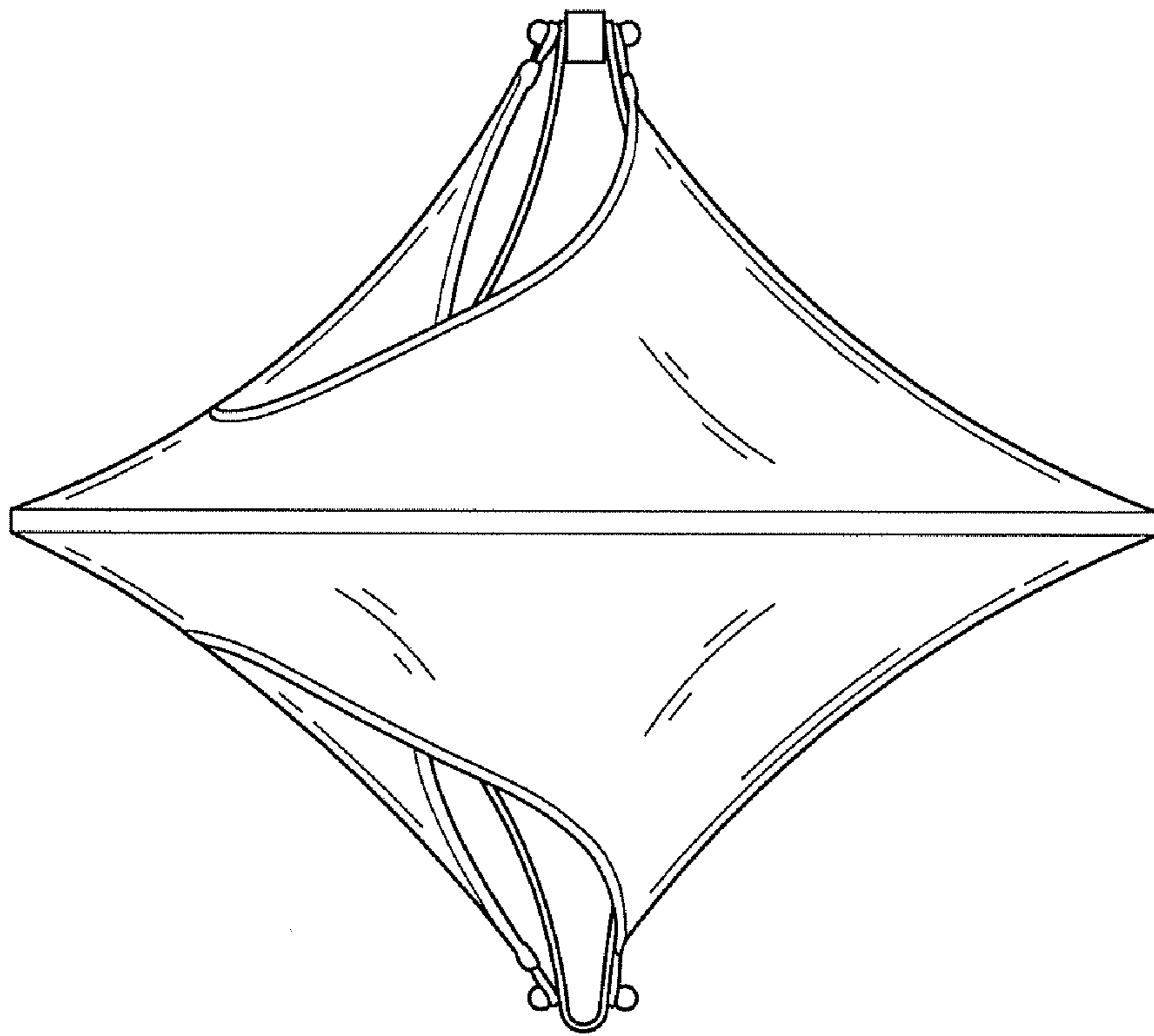


FIG.2

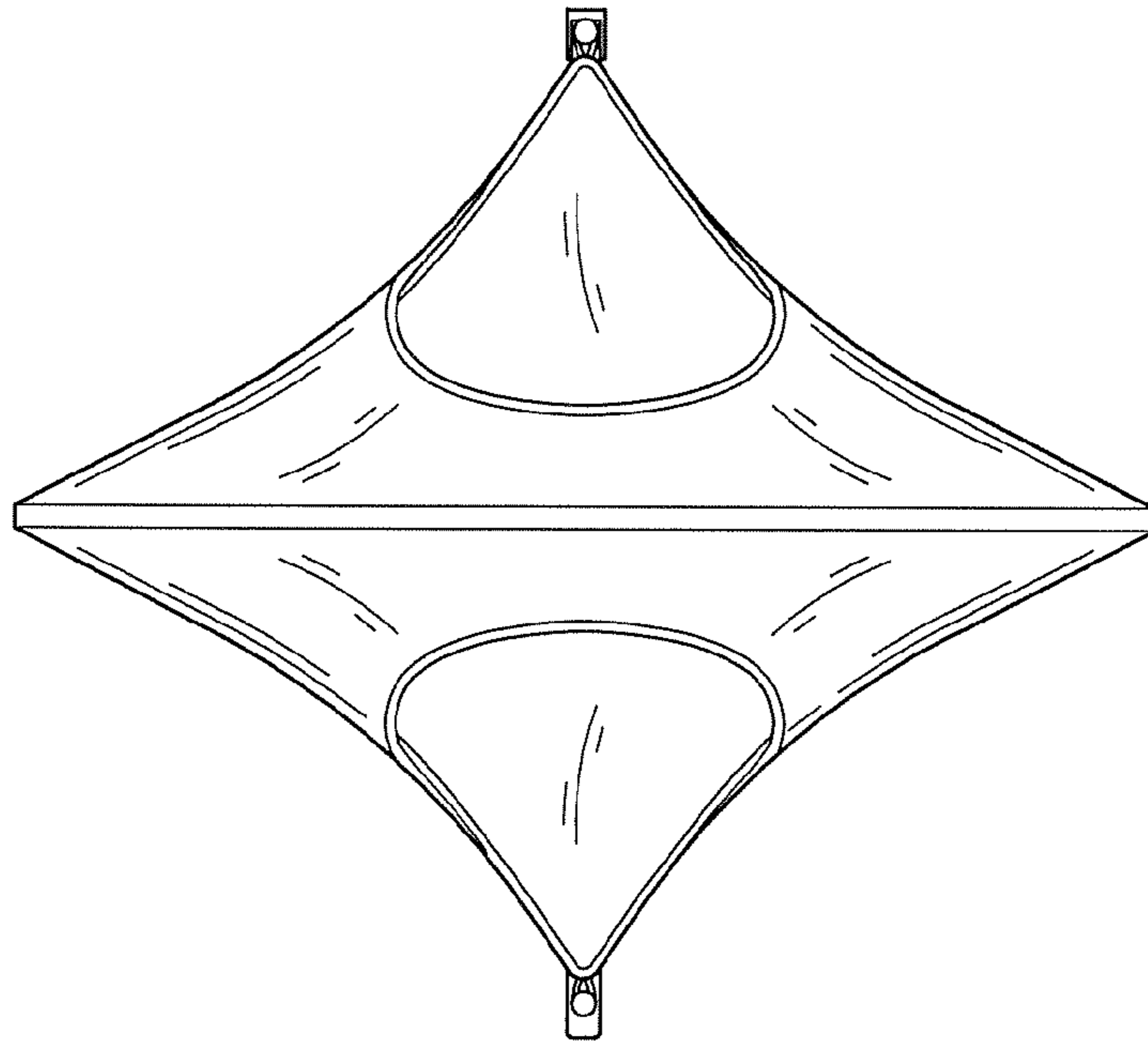


FIG.3

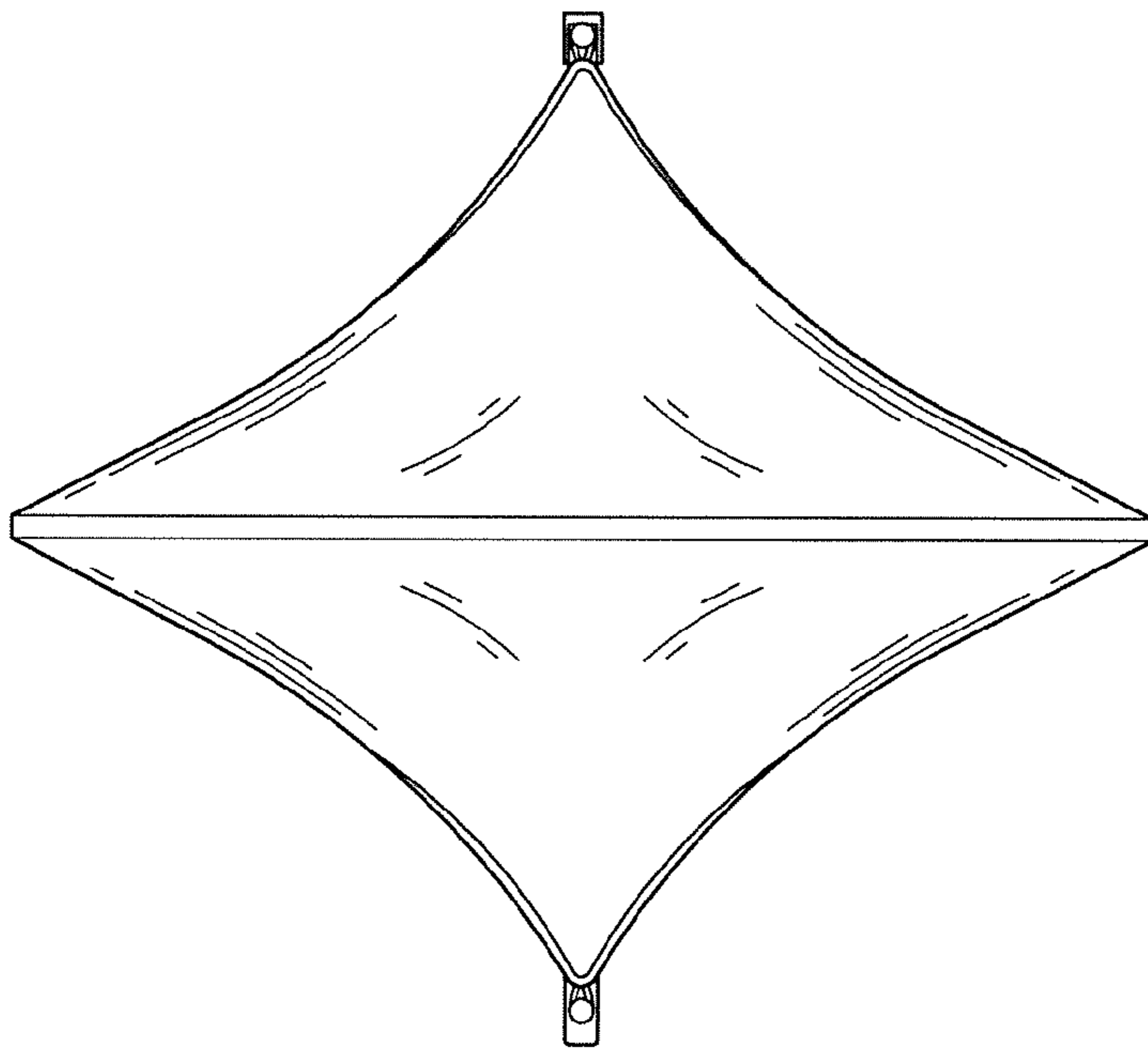


FIG.4

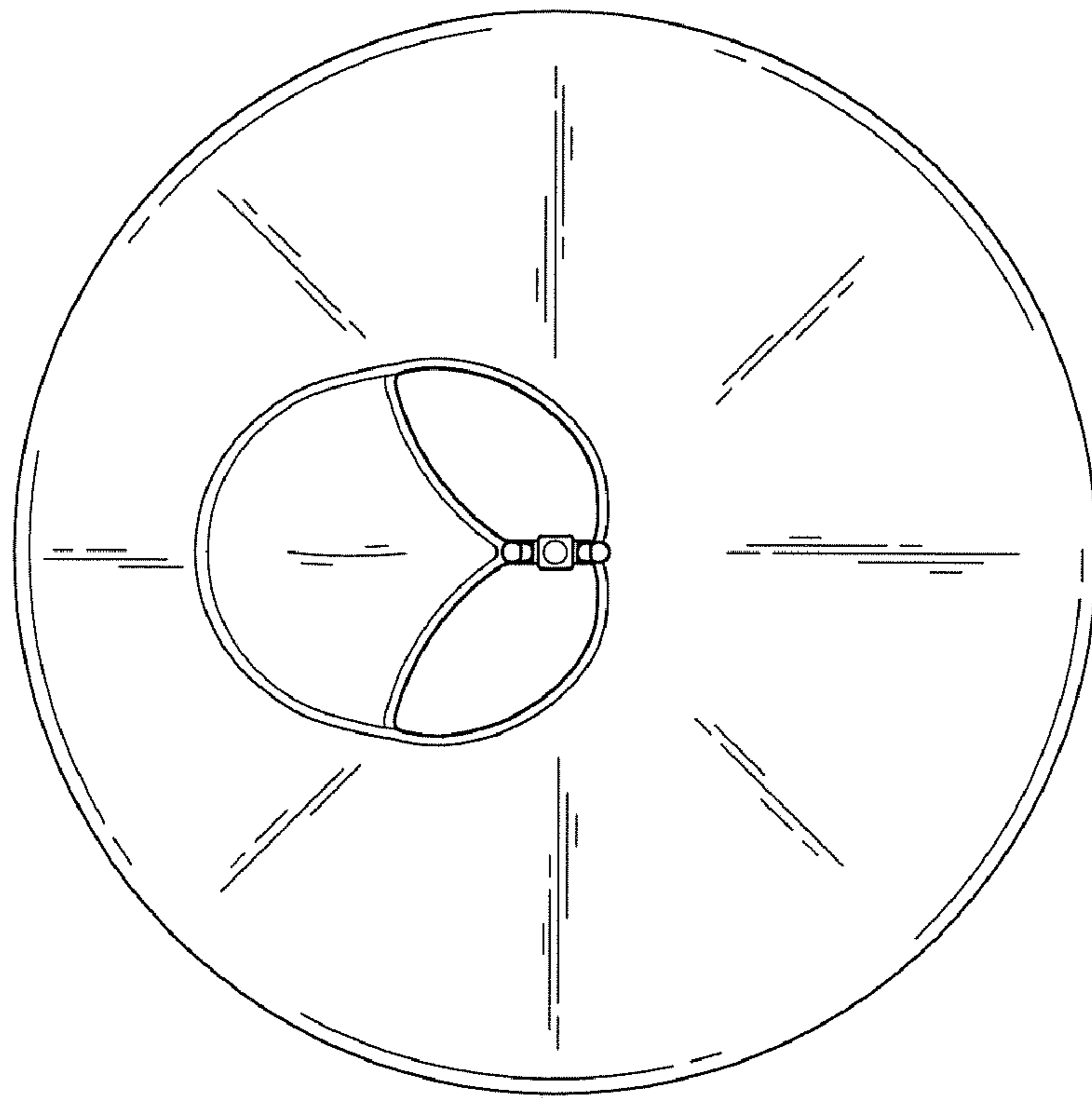


FIG.5

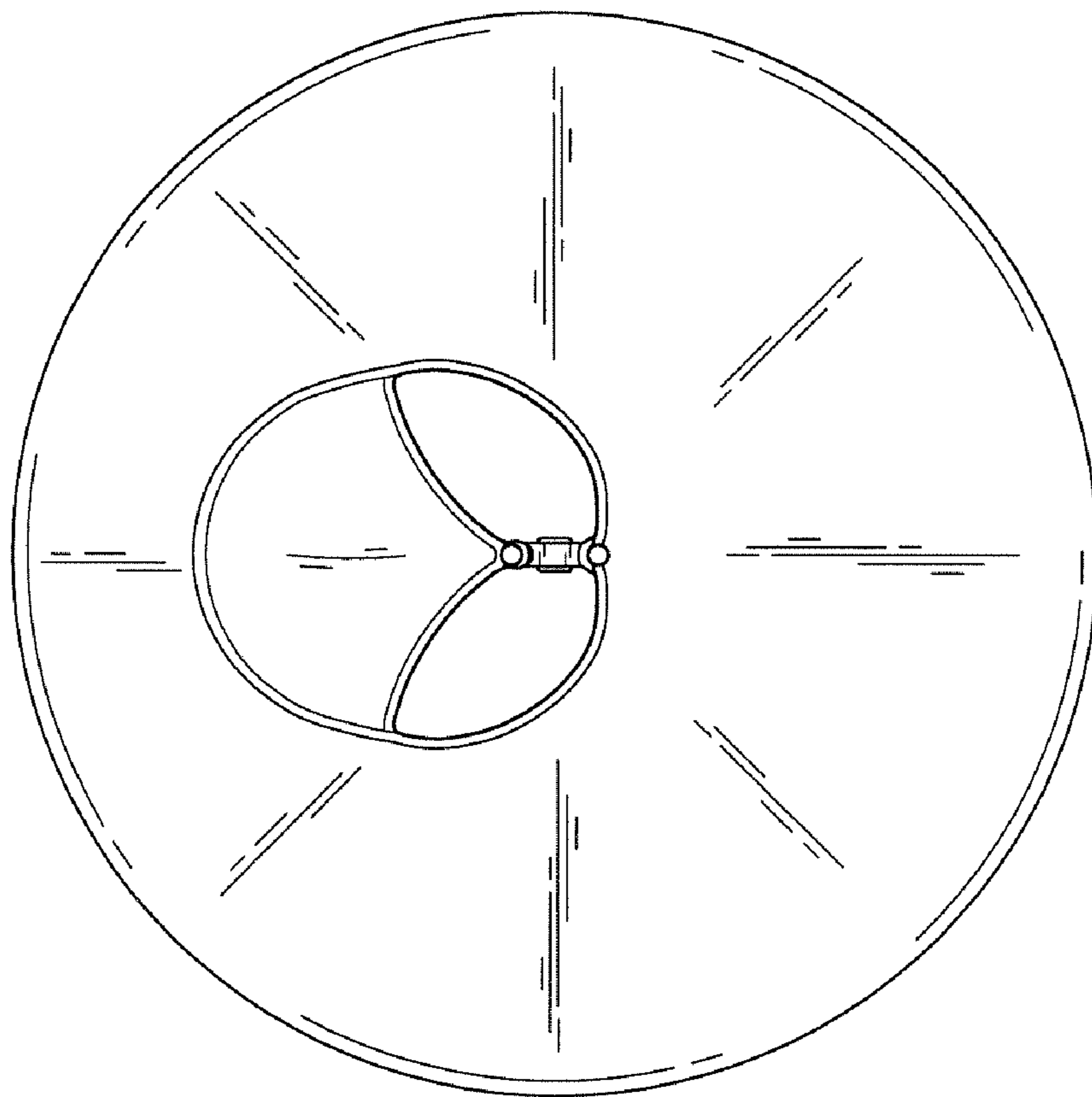


FIG.6