



US00D656648S

(12) **United States Design Patent**
Tompkin

(10) **Patent No.:** **US D656,648 S**

(45) **Date of Patent:** **** Mar. 27, 2012**

(54) **FLASHLIGHT**

(75) Inventor: **Crispian Tompkin**, Los Angeles, CA
(US)

(73) Assignee: **MerchSource, LLC**, Foothill Ranch, CA
(US)

(**) Term: **14 Years**

(21) Appl. No.: **29/378,774**

(22) Filed: **Nov. 9, 2010**

(51) **LOC (9) Cl.** **26-02**

(52) **U.S. Cl.** **D26/46**

(58) **Field of Classification Search** D26/37-42,
D26/45-46, 48, 50; 362/157, 158, 184-191,
362/194-199, 202-208; D9/561, 769; D21/484,
D21/486, 505; D25/113, 115, 122

See application file for complete search history.

(56) **References Cited**

U.S. PATENT DOCUMENTS

D335,936 S *	5/1993	Lou	D28/86
D343,312 S *	1/1994	Burdick et al.	D6/495
D353,165 S *	12/1994	LeMarr et al.	D21/398
D353,907 S *	12/1994	Doria	D26/106
D365,164 S *	12/1995	Yuen	D26/48
D382,369 S *	8/1997	Yang	D28/85
5,866,419 A *	2/1999	Meder	435/394
5,899,210 A *	5/1999	Letherby et al.	132/76.4
D439,838 S *	4/2001	Sagel et al.	D9/430
D468,059 S *	12/2002	Fuller	D28/85
D490,919 S *	6/2004	Wiesmeth	D26/37
D536,812 S *	2/2007	Bayat et al.	D26/37

D541,962 S *	5/2007	Bayat et al.	D26/42
D551,561 S *	9/2007	Bieger et al.	D9/561
D554,779 S *	11/2007	Derges	D26/9
D566,312 S *	4/2008	Lui	D26/46
D570,510 S *	6/2008	DeBrunner	D26/40
D586,454 S *	2/2009	Nishio et al.	D23/393
D593,695 S *	6/2009	Levine	D26/42
D622,431 S *	8/2010	Bayat et al.	D26/46
D622,606 S *	8/2010	Masotti et al.	D9/561
D628,726 S *	12/2010	Chen	D26/37

* cited by examiner

Primary Examiner — Ian Simmons

Assistant Examiner — Carissa C Fitts

(74) *Attorney, Agent, or Firm* — The Eclipse Group LLP

(57) **CLAIM**

I claim the ornamental design for a flashlight, as shown and described.

DESCRIPTION

FIG. 1 is a top perspective view of a flashlight.

FIG. 2 is a front elevation view of the flashlight illustrated in FIG. 1.

FIG. 3 is a rear elevation view of the flashlight illustrated in FIG. 1.

FIG. 4 is a top view of the flashlight illustrated in FIG. 1.

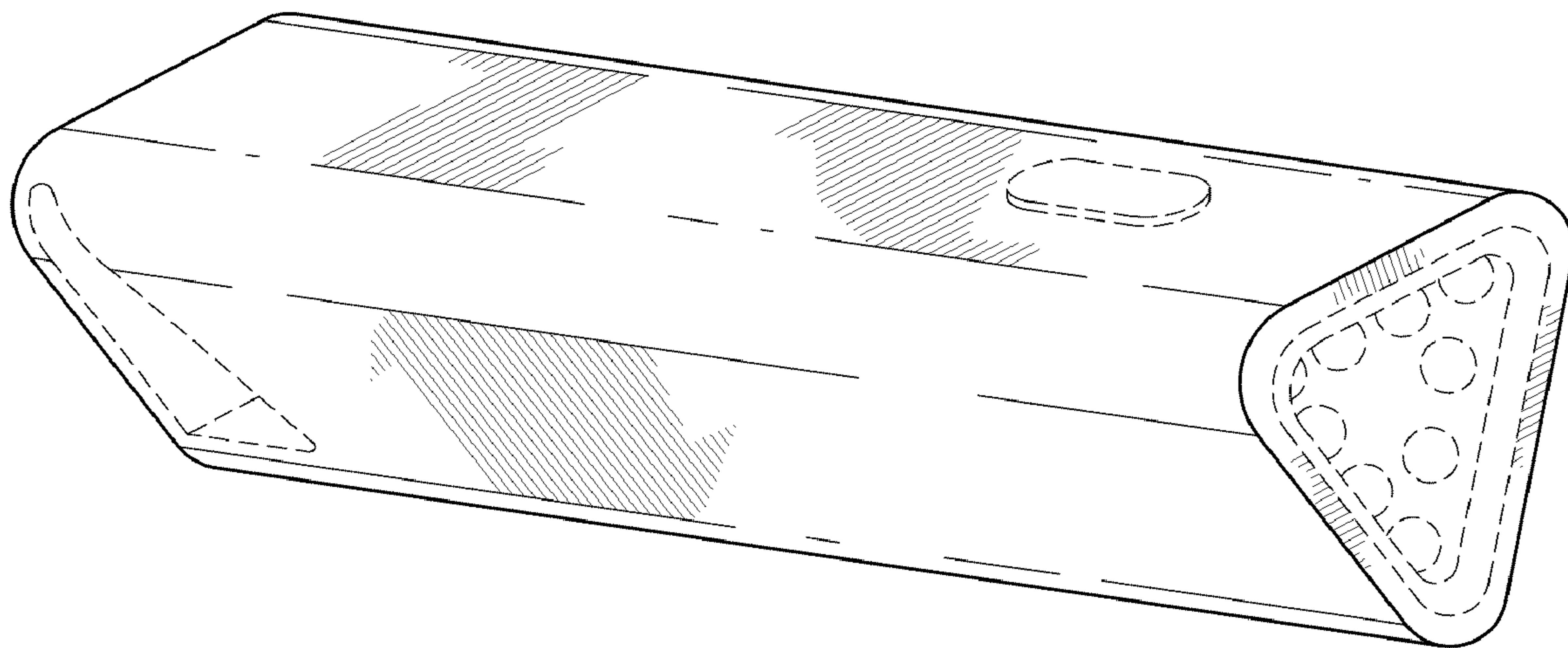
FIG. 5 is a bottom view of the flashlight illustrated in FIG. 1.

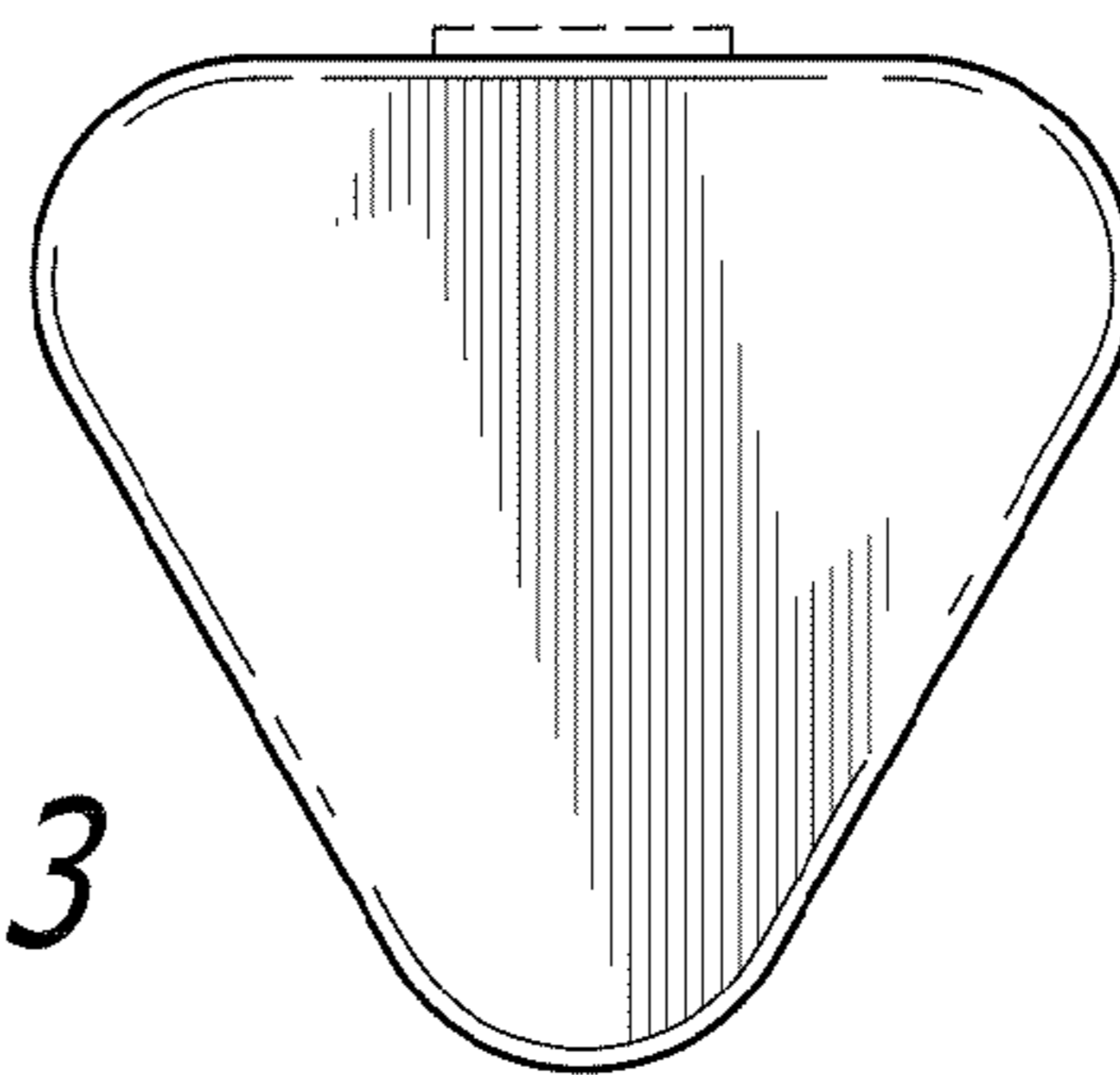
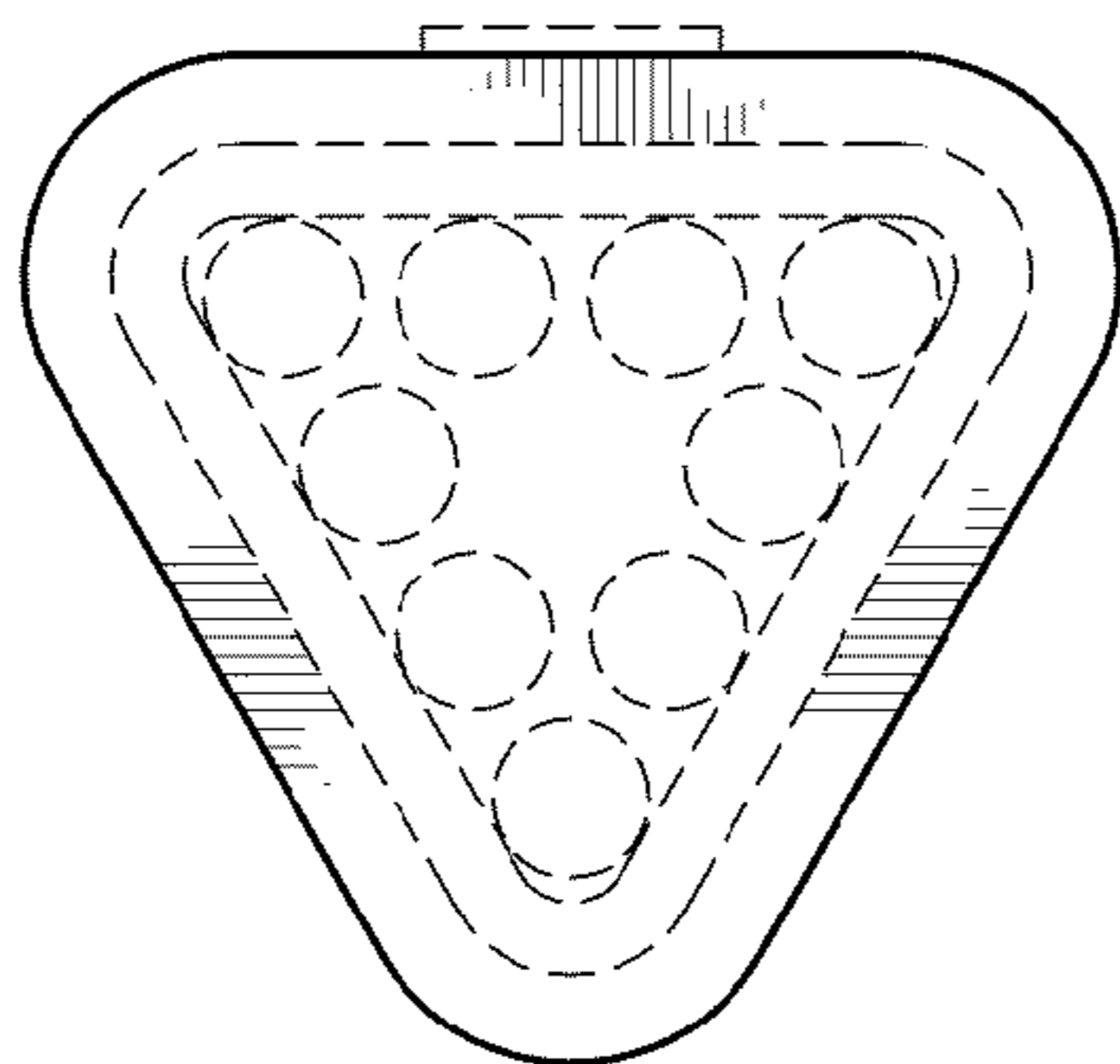
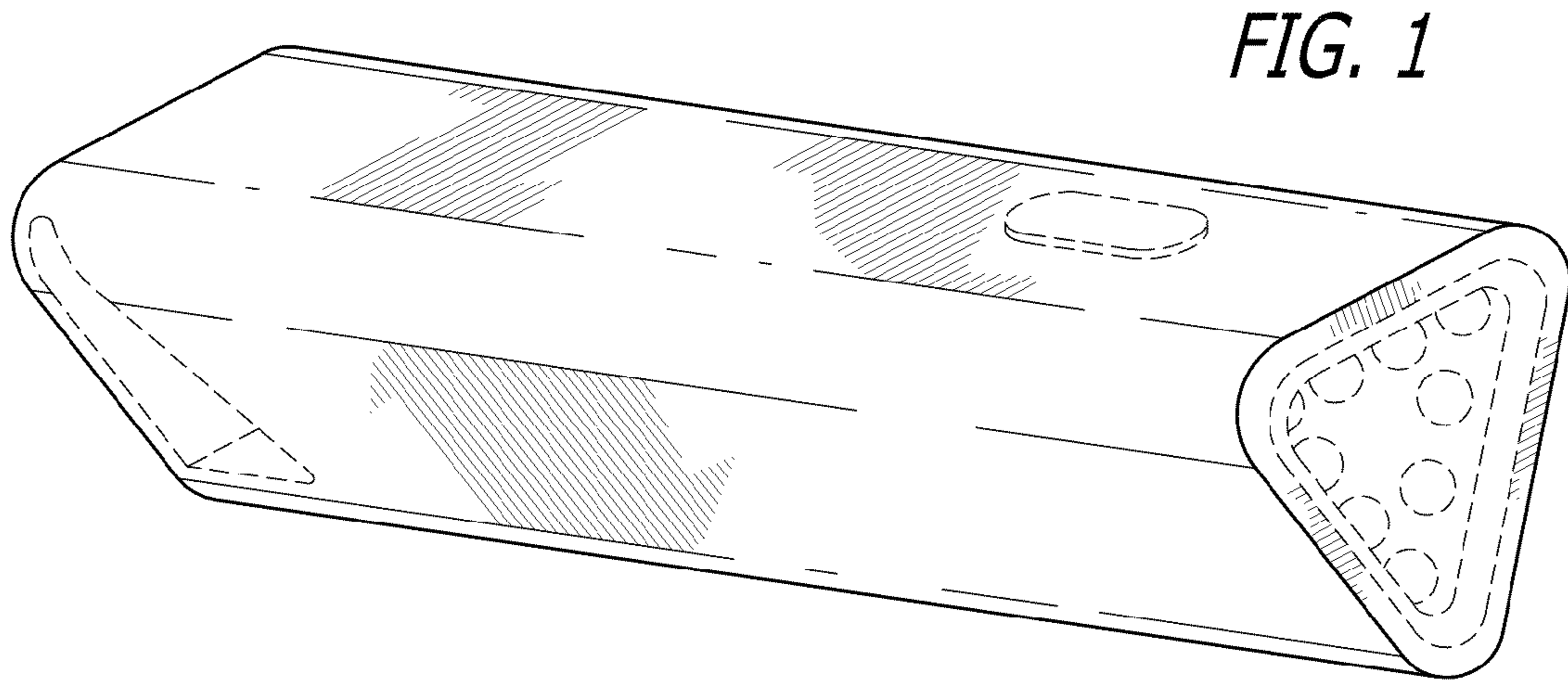
FIG. 6 is an elevation view of the left side of the flashlight illustrated in FIG. 1; and,

FIG. 7 is an elevation view of the right side of the flashlight illustrated in FIG. 1.

The dashed lines in various figures are for illustrative purposes only and form no part of the claimed design.

1 Claim, 3 Drawing Sheets








FIG. 4




FIG. 5




FIG. 6




FIG. 7