



US00D656643S

(12) **United States Design Patent**  
**Sato**

(10) **Patent No.:** **US D656,643 S**  
(45) **Date of Patent:** **\*\* Mar. 27, 2012**

(54) **FRONT COMBINATION LAMP FOR AN  
AUTOMOBILE**

(75) Inventor: **Junnosuke Sato**, Saitama (JP)

(73) Assignee: **Honda Motor Co., Ltd**, Tokyo (JP)

(\*\*) Term: **14 Years**

(21) Appl. No.: **29/391,805**

(22) Filed: **May 13, 2011**

(30) **Foreign Application Priority Data**

Nov. 15, 2010 (JP) ..... 2010-027399

(51) **LOC (9) Cl.** ..... **26-06**

(52) **U.S. Cl.** ..... **D26/28**

(58) **Field of Classification Search** ..... D26/28-36;  
362/459-468, 475-478, 485-487

See application file for complete search history.

(56) **References Cited**

U.S. PATENT DOCUMENTS

|              |         |                    |        |
|--------------|---------|--------------------|--------|
| D550,383 S * | 9/2007  | Asai .....         | D26/28 |
| D556,349 S * | 11/2007 | Golden et al. .... | D26/28 |
| D560,291 S * | 1/2008  | Koyama .....       | D26/28 |
| D561,358 S * | 2/2008  | Tachibana .....    | D26/28 |
| D642,306 S * | 7/2011  | Tokizane .....     | D26/28 |

\* cited by examiner

*Primary Examiner* — Marcus Jackson

(74) *Attorney, Agent, or Firm* — Westerman, Hattori,  
Daniels & Adrian, LLP; William F. Westerman

(57) **CLAIM**

What is claimed is: the ornamental design for a front combination lamp for an automobile, as shown and described.

**DESCRIPTION**

FIG. 1 is a perspective view of a front combination lamp for an automobile, showing our new design; FIG. 2 is a front elevation view thereof; FIG. 3 is a top plan view thereof; and, FIG. 4 is a right side elevation view thereof. The broken lines are for illustrative purposes only and form no part of the claimed design.

**1 Claim, 2 Drawing Sheets**

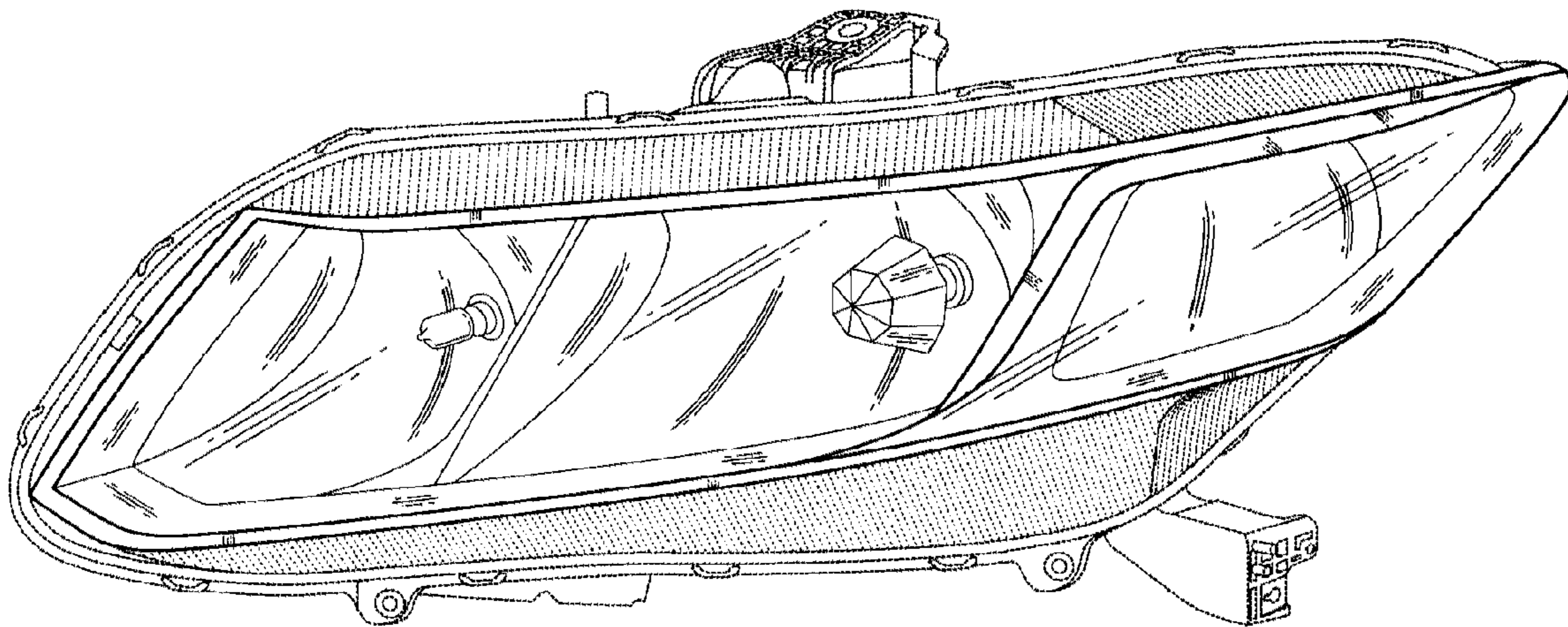


FIG.1

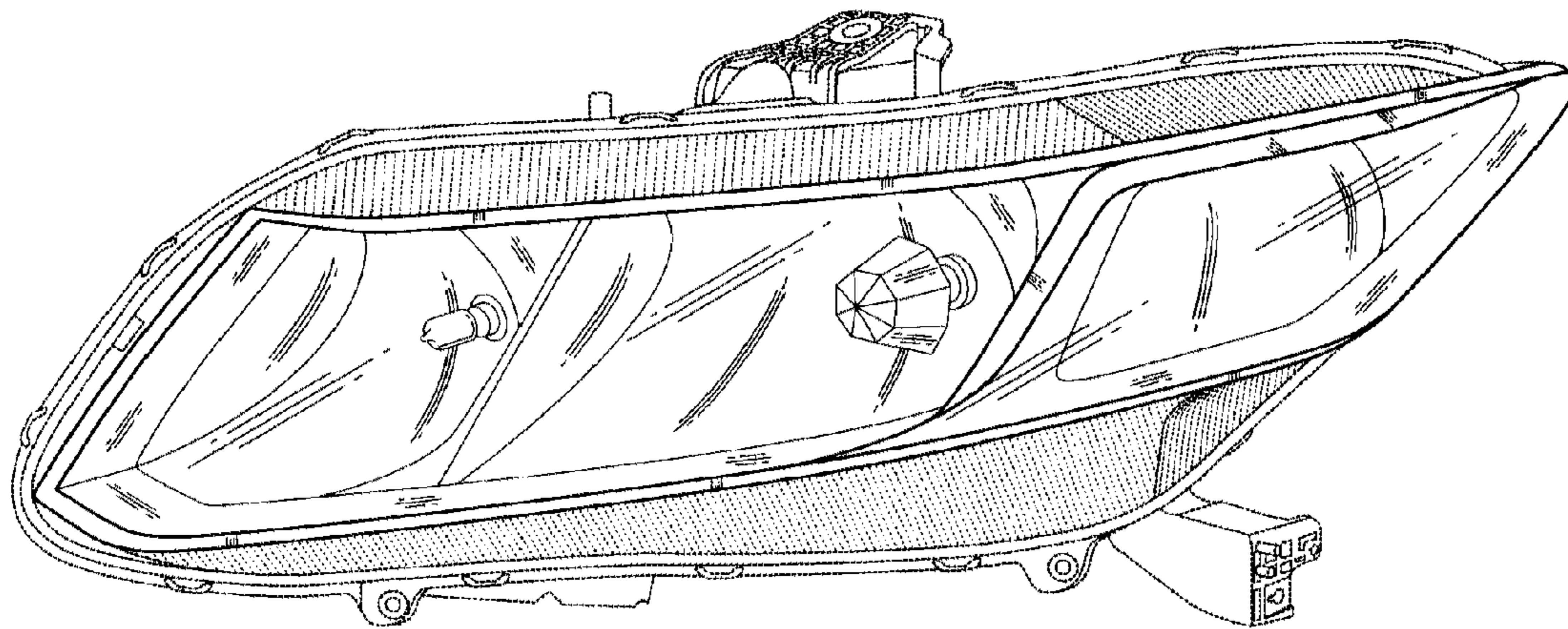


FIG.2

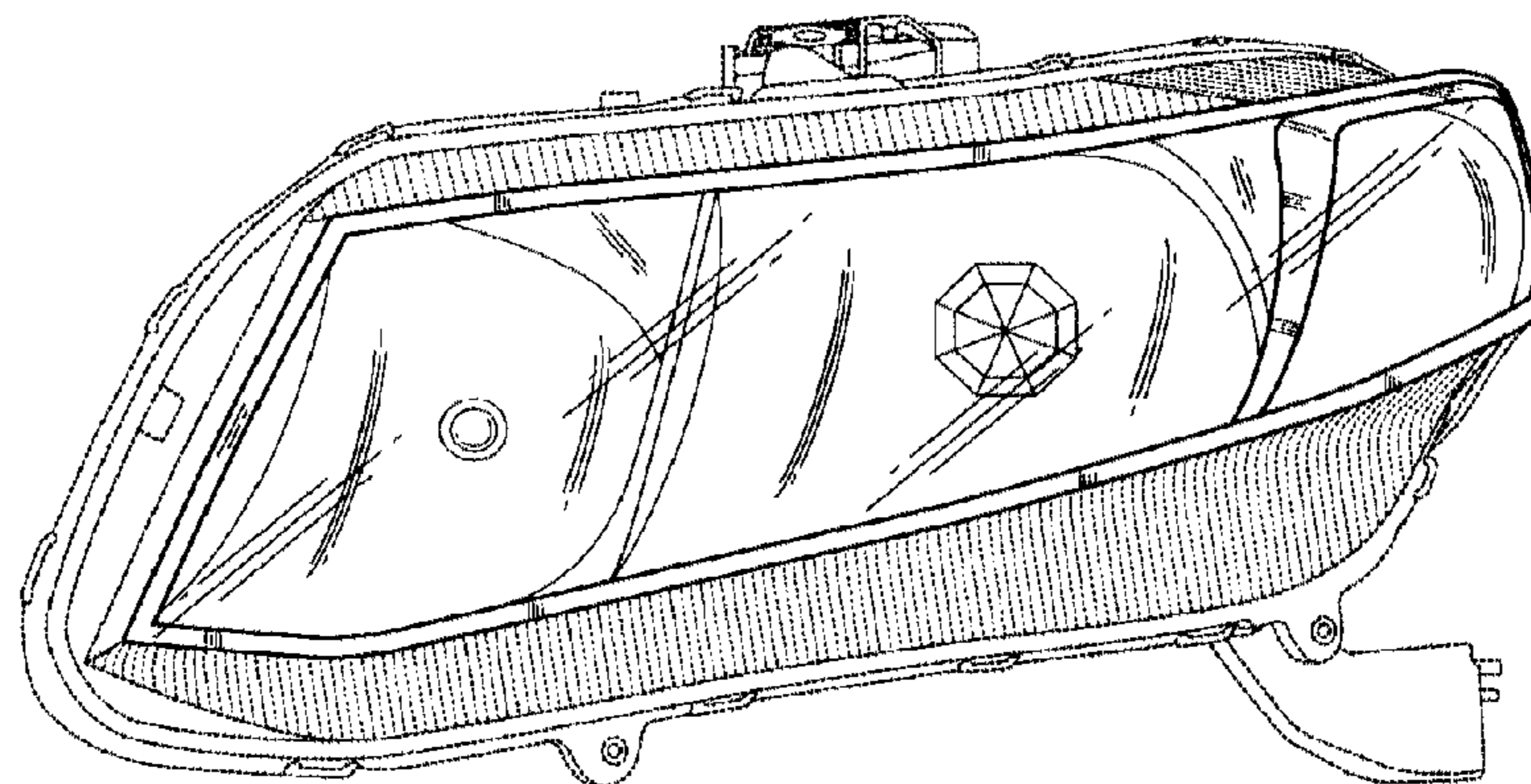


FIG.3

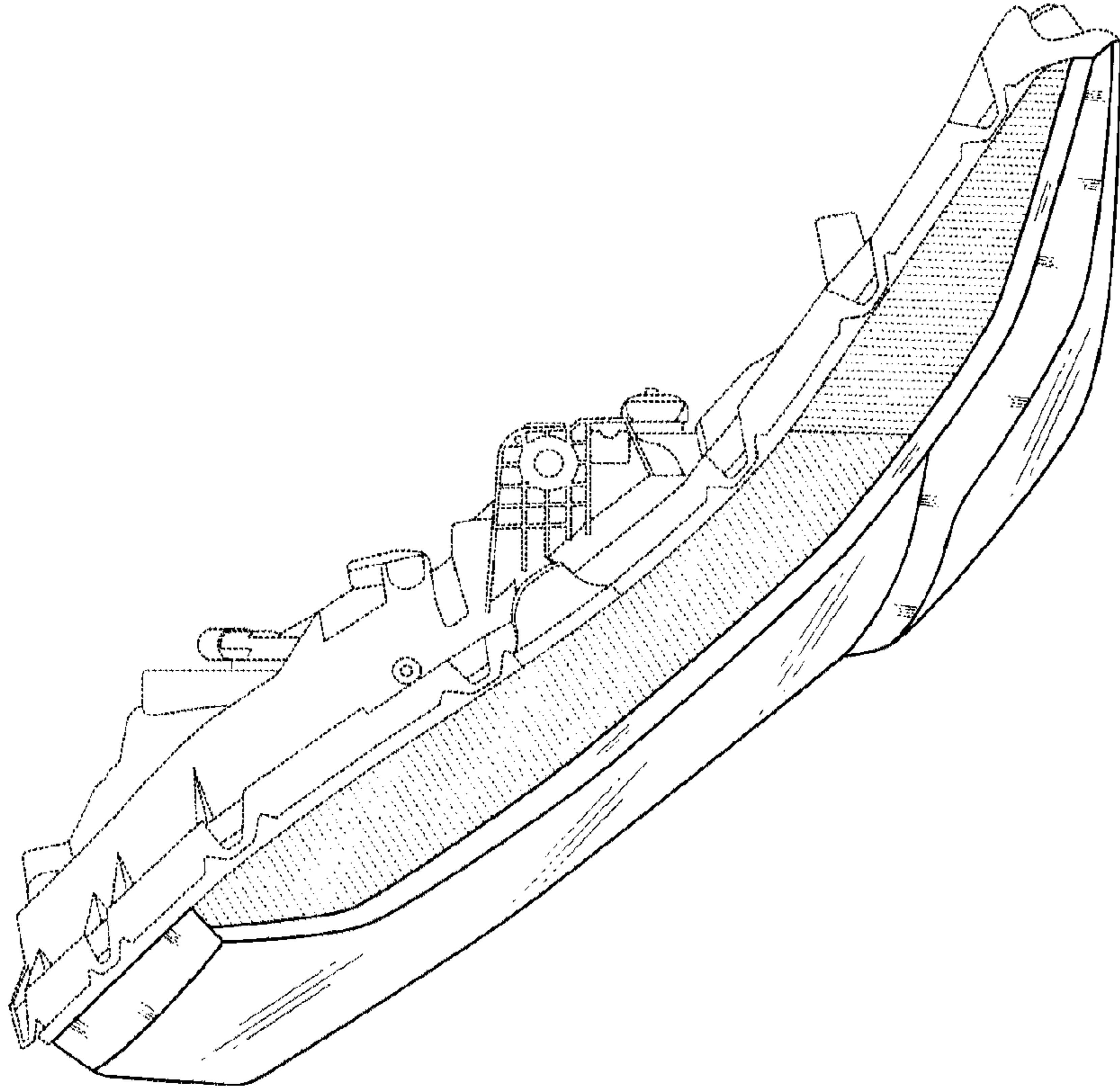


FIG.4

