



US00D656636S

(12) **United States Design Patent**  
**Choo et al.**

(10) **Patent No.:** **US D656,636 S**  
(45) **Date of Patent:** **\*\* Mar. 27, 2012**

(54) **REAR COMBINATION LAMP FOR AUTOMOBILES**

(75) Inventors: **Dong Hoon Choo**, Gyeonggi-Do (KR);  
**Sung Wook Kim**, Seoul (KR)

(73) Assignee: **Kia Motors Corporation**, Seoul (KR)

(\*\*) Term: **14 Years**

(21) Appl. No.: **29/373,362**

(22) Filed: **Mar. 31, 2011**

(30) **Foreign Application Priority Data**

Feb. 21, 2011 (KR) ..... 30-2011-006605

(51) **LOC (9) Cl.** ..... **26-06**

(52) **U.S. Cl.** ..... **D26/28**

(58) **Field of Classification Search** ..... D26/28-36;  
362/459-468, 475-478, 485-487  
See application file for complete search history.

(56) **References Cited**

**U.S. PATENT DOCUMENTS**

D549,363 S *	8/2007	Pfeiffer	.....	D26/28
D552,769 S *	10/2007	Leclercq	.....	D26/28
D553,268 S *	10/2007	Pfeiffer	.....	D26/28
D560,292 S *	1/2008	Sato	.....	D26/28
D561,357 S *	2/2008	Leclercq	.....	D26/28
D570,015 S *	5/2008	Hsu	.....	D26/28
D644,364 S *	8/2011	Chang et al.	.....	D26/28

**OTHER PUBLICATIONS**

Chosun Biz Stock Broadcasting, "Kia Motors, Sneak preview of the new model Pride", ChosunBiz.com, Feb. 11, 2011.

\* cited by examiner

*Primary Examiner* — Marcus Jackson

(74) *Attorney, Agent, or Firm* — Edwards Wildman Palmer LLP

(57) **CLAIM**

The ornamental design for a rear combination lamp for automobiles, as shown and described.

**DESCRIPTION**

FIG. 1 is a perspective view of a rear combination lamp for automobiles according to the present invention.

FIG. 2 is a front view of the rear combination lamp for automobiles of FIG. 1.

FIG. 3 is a rear view of the rear combination lamp for automobiles of FIG. 1.

FIG. 4 is a left side view of the rear combination lamp for automobiles of FIG. 1.

FIG. 5 is a right side view of the rear combination lamp for automobiles of FIG. 1.

FIG. 6 is a top view of the rear combination lamp for automobiles of FIG. 1; and,

FIG. 7 is a bottom view of the rear combination lamp for automobiles of FIG. 1.

**1 Claim, 7 Drawing Sheets**




FIG. 1




FIG. 2




FIG. 3




FIG. 4




FIG. 5




FIG. 6



FIG. 7

