



US00D656628S

(12) **United States Design Patent**
DiGennaro

(10) **Patent No.:** **US D656,628 S**
(45) **Date of Patent:** **** Mar. 27, 2012**

(54) **FRAME COMPONENT**

D558,358 S 12/2007 DiGennaro
D583,649 S * 12/2008 Parker D8/349
7,546,707 B1 6/2009 DiGennaro

(75) Inventor: **Ernest DiGennaro**, Thousand Oaks, CA
(US)

* cited by examiner

(73) Assignee: **California Portable Dance Floor
Company, Inc.**, Camarillo, CA (US)

Primary Examiner — Robert Delehanty
(74) *Attorney, Agent, or Firm* — Ralph D. Chabot

(**) Term: **14 Years**

(57) **CLAIM**

(21) Appl. No.: **29/383,386**

The ornamental design for a frame component, as shown and described.

(22) Filed: **Jan. 17, 2011**

DESCRIPTION

(51) **LOC (9) Cl.** **25-02**

(52) **U.S. Cl.** **D25/119**

(58) **Field of Classification Search** D25/60,
D25/119, 121, 123; 52/392, 384, 458; D8/349
See application file for complete search history.

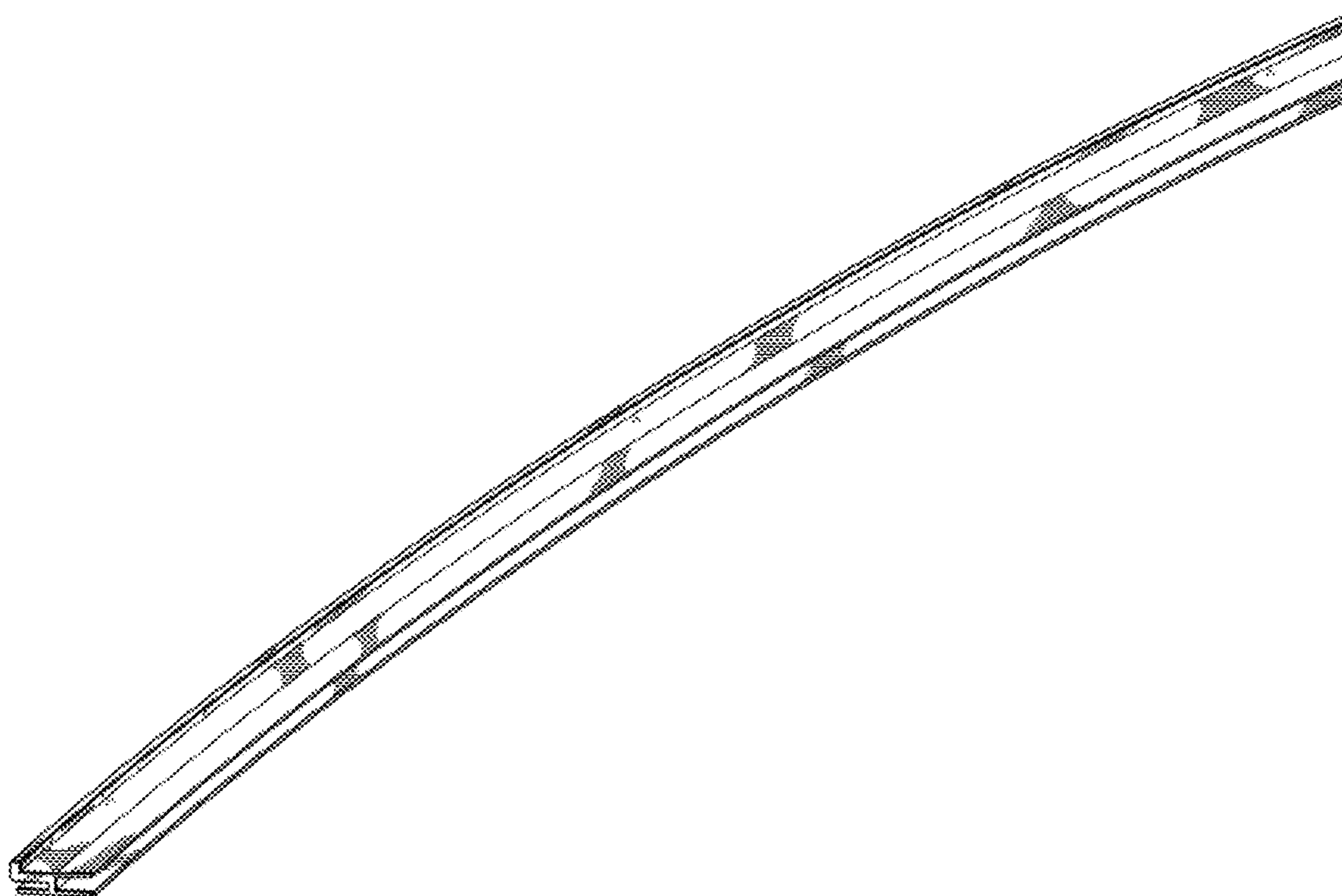
FIG. 1—Top, front, left side perspective view
FIG. 2—Top plan view
FIG. 3—Bottom plan view
FIG. 4—Left side elevation view
FIG. 5—Right side elevation view
FIG. 6—Front elevation view
FIG. 7—Rear elevation view; and,
FIG. 8—Cross-section view, rendered at an enlarged scale,
taken along line 8-8 of FIG. 2.

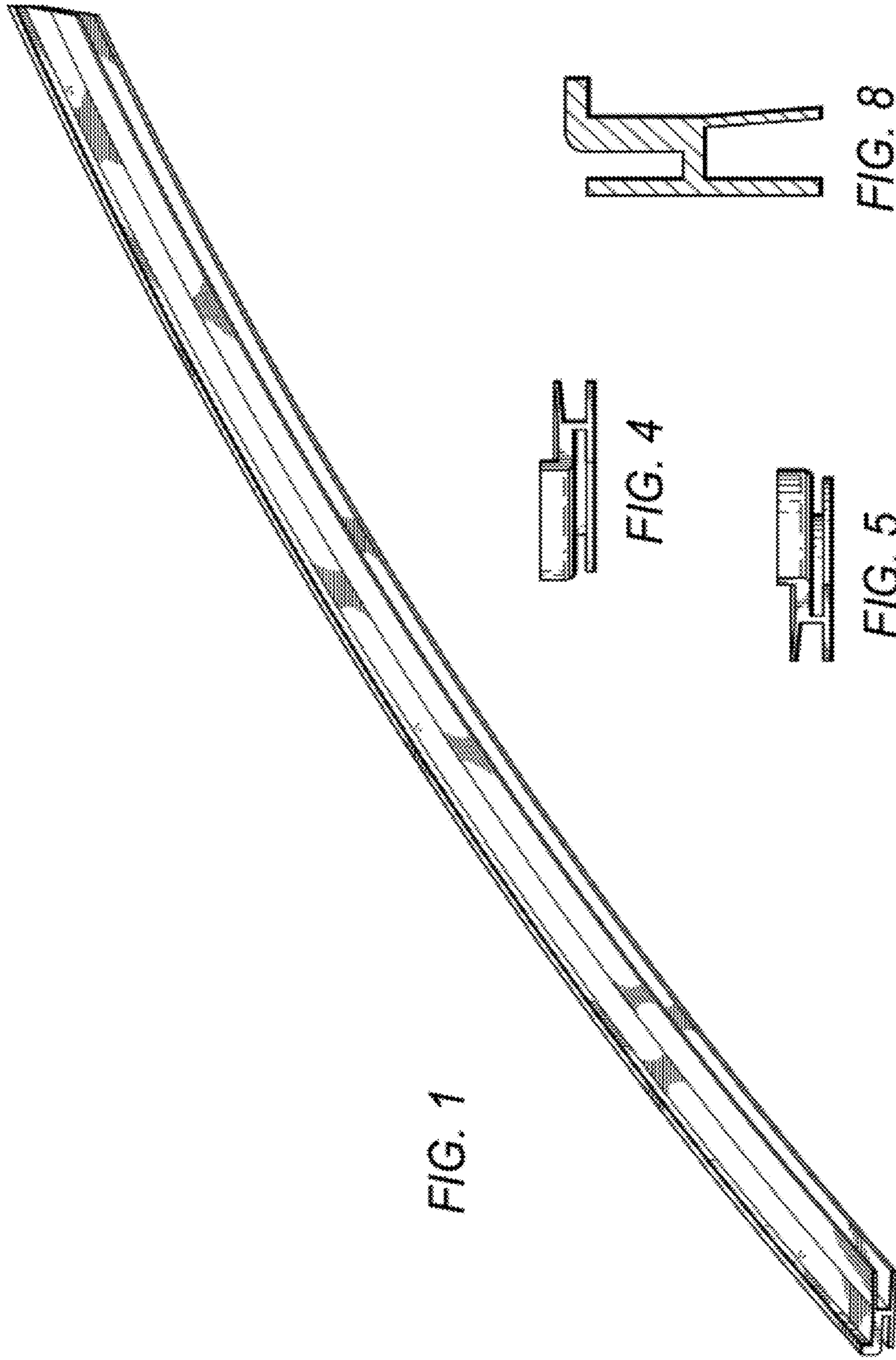
(56) **References Cited**

U.S. PATENT DOCUMENTS

D283,550 S * 4/1986 Greco D25/119
D285,685 S * 9/1986 Winegard et al. D25/119
D484,991 S * 1/2004 Davies et al. D25/60

1 Claim, 5 Drawing Sheets





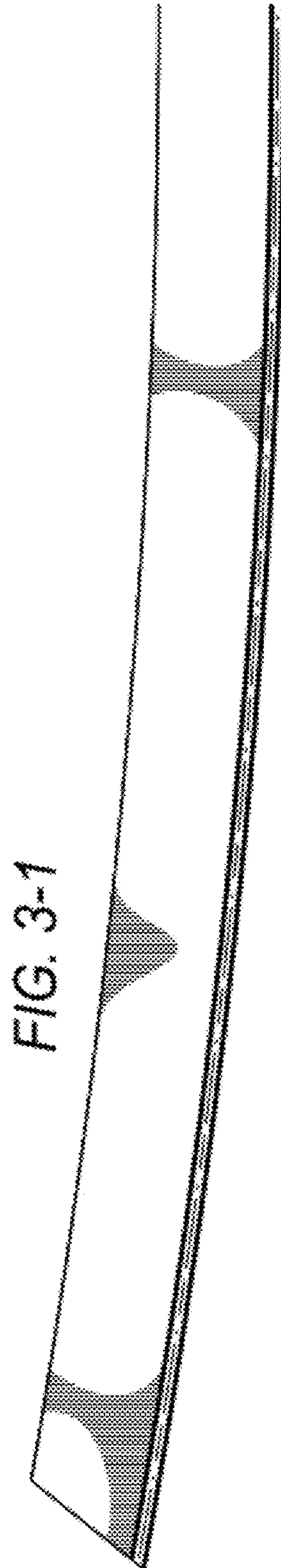
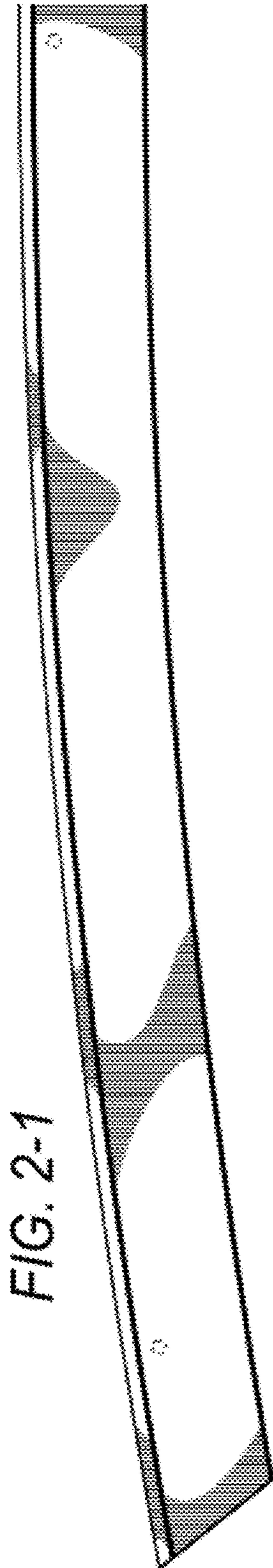


FIG. 2-1	FIG. 2-2
FIG. 3-1	FIG. 3-2


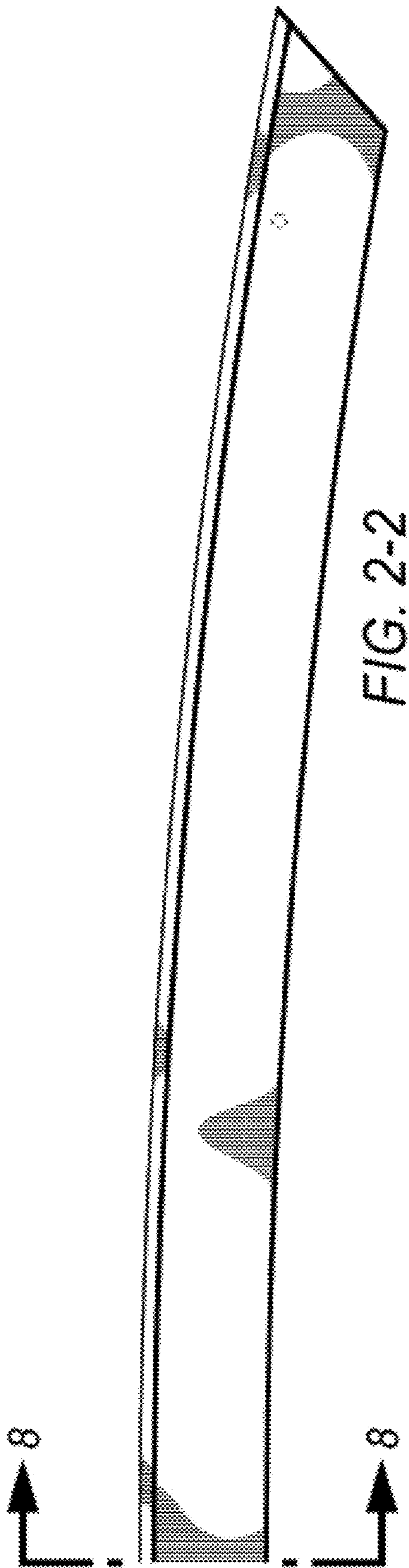


FIG. 6-1




FIG. 7-1




FIG. 6-1	FIG. 6-2
FIG. 7-1	FIG. 7-2




FIG. 6-2




FIG. 7-2