



US00D656625S

(12) **United States Design Patent**
MacDonald et al.

(10) **Patent No.:** **US D656,625 S**
(45) **Date of Patent:** **** Mar. 27, 2012**

(54) **LANDSCAPING BLOCK**

(75) Inventors: **Robert A. MacDonald**, Plymouth, MN (US); **Stephen Tyson Homeyer**, Argyle, TX (US)
(73) Assignee: **Keystone Retaining Wall Systems, Inc.**, Bloomington, MN (US)
(**) Term: **14 Years**
(21) Appl. No.: **29/386,472**
(22) Filed: **Mar. 1, 2011**

(51) **LOC (9) Cl.** **25-01**
(52) **U.S. Cl.** **D25/113**
(58) **Field of Classification Search** D25/102–118, D25/136, 138, 140, 151, 152, 153, 156–162, D25/164; D21/484–491, 499–504; 405/16, 405/284, 286; 52/503–505, 574, 575, 596–612; 404/27–42

See application file for complete search history.

(56) **References Cited**

U.S. PATENT DOCUMENTS

2,577,215	A *	12/1951	Smith et al.	52/314
3,350,827	A *	11/1967	Sugar	52/389
D278,934	S	5/1985	Scheiwiller	
4,627,764	A	12/1986	Scheiwiller	
4,773,790	A	9/1988	Hagenah	
D317,208	S *	5/1991	Scheiwiller	D25/113
5,051,023	A	9/1991	Yoshida et al.	
5,230,584	A	7/1993	Grossman	
5,281,047	A	1/1994	Skaug	
5,466,089	A	11/1995	Jurik	
5,496,129	A	3/1996	Dubé	
5,503,498	A	4/1996	Scheiwiller	
5,533,827	A	7/1996	Scheiwiller	
5,568,994	A	10/1996	Dawson	
5,601,384	A	2/1997	Dawson	
D380,560	S	7/1997	Forsberg	
D381,086	S	7/1997	Forsberg	
5,651,912	A *	7/1997	Mitsumoto et al.	249/134
D384,168	S	9/1997	Stevenson	
D387,434	S	12/1997	Dawson	
D389,926	S *	1/1998	Barth et al.	D25/113
D397,230	S	8/1998	Forsberg	
D397,802	S	9/1998	Terry	
D397,808	S	9/1998	Dawson	
D399,978	S	10/1998	Barth et al.	
5,865,006	A	2/1999	Dawson	
5,884,445	A	3/1999	Woolford	
5,902,069	A	5/1999	Barth et al.	

(Continued)

OTHER PUBLICATIONS

U.S. Appl. No. 13/039,924, filed Mar. 3, 2011 (62 pages).

(Continued)

Primary Examiner — Anhdao Doan

(74) *Attorney, Agent, or Firm* — Popovich, Wiles & O'Connell, P.A.

(57) **CLAIM**

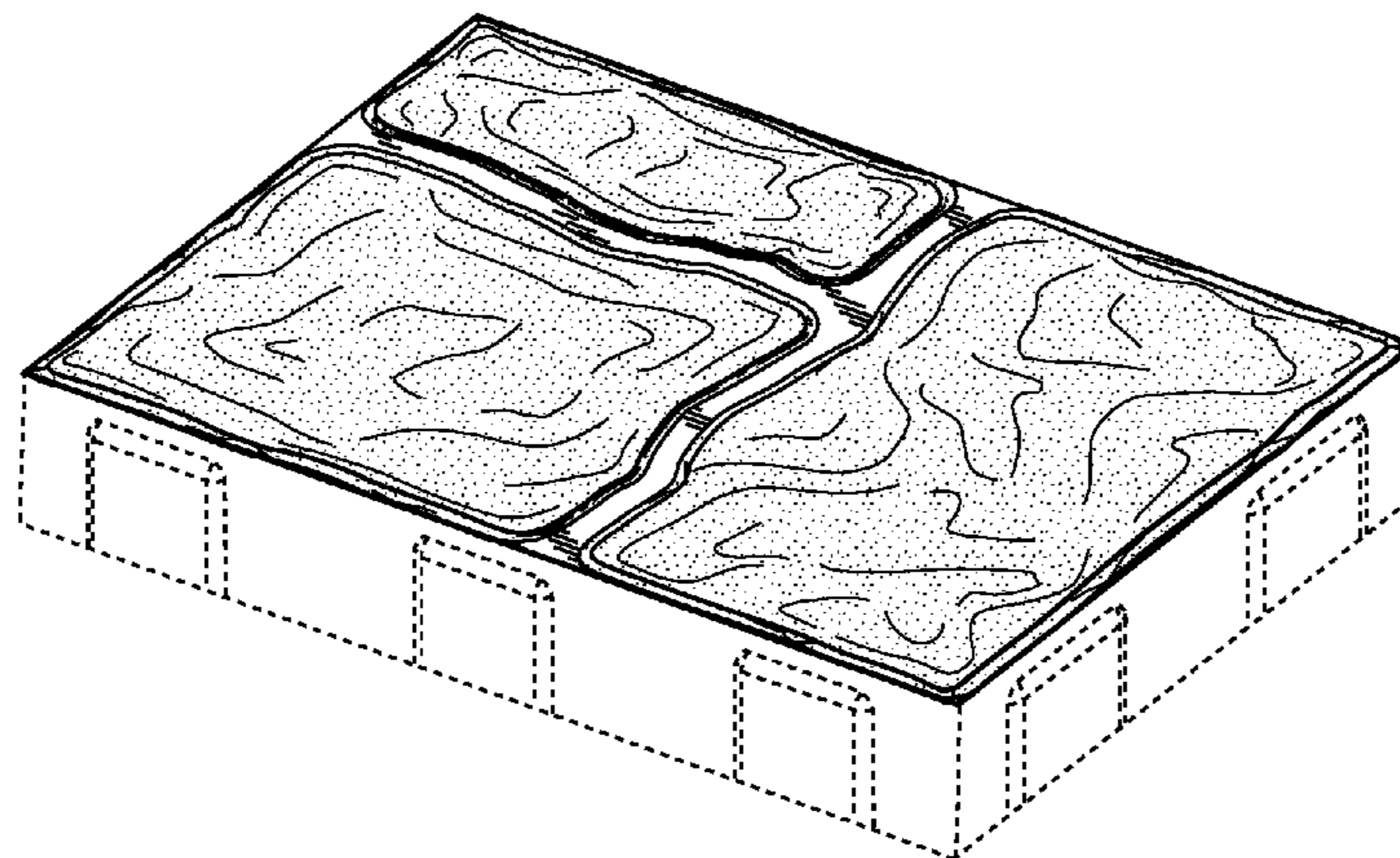
The ornamental design for a landscaping block, as shown and described.

DESCRIPTION

FIG. 1 is a front perspective view of a first embodiment of a landscaping block;
FIG. 2 is a front elevational view thereof;
FIG. 3 is a rear elevational view thereof;
FIG. 4 is a top plan view thereof;
FIG. 5 is a bottom plan view thereof;
FIG. 6 is a left side elevational view thereof;
FIG. 7 is a right side elevational view thereof;
FIG. 8 is a front perspective view of a second embodiment of a landscaping block;
FIG. 9 is a front elevational view thereof;
FIG. 10 is a rear elevational view thereof;
FIG. 11 is a top plan view thereof;
FIG. 12 is a bottom plan view thereof;
FIG. 13 is a left side elevational view thereof;
FIG. 14 is a right side elevational view thereof;
FIG. 15 is a front perspective view of a third embodiment of a landscaping block;
FIG. 16 is a front elevational view thereof;
FIG. 17 is a rear elevational view thereof;
FIG. 18 is a top plan view thereof;
FIG. 19 is a bottom plan view thereof;
FIG. 20 is a left side elevational view thereof;
FIG. 21 is a right side elevational view thereof;
FIG. 22 is a front perspective view of a fourth embodiment of a landscaping block;
FIG. 23 is a front elevational view thereof;
FIG. 24 is a rear elevational view thereof;
FIG. 25 is a top plan view thereof;
FIG. 26 is a bottom plan view thereof;
FIG. 27 is a left side elevational view thereof; and,
FIG. 28 is a right side elevational view thereof.

The broken lines in the drawing views are included for the purpose of illustrating portions of the landscaping block that form no part of the claimed design.

1 Claim, 8 Drawing Sheets



US D656,625 S

Page 2

U.S. PATENT DOCUMENTS

5,913,790 A 6/1999 Dawson
D430,308 S 8/2000 Dawson
D431,305 S 9/2000 Barth et al.
6,149,352 A 11/2000 MacDonald
D434,857 S 12/2000 Scheiwiller
D439,677 S 3/2001 Mattox
D442,703 S 5/2001 Fifield
D464,147 S 10/2002 Van Cauwenbergh
6,536,988 B2 3/2003 Geiger
6,536,994 B2 3/2003 Race
6,615,561 B2 9/2003 MacDonald et al.
D488,242 S 4/2004 MacDonald
D488,568 S 4/2004 MacDonald
D488,569 S 4/2004 Dawson
D490,542 S 5/2004 MacDonald
6,821,058 B1 11/2004 Dawson
D501,935 S 2/2005 Dawson et al.
6,854,231 B2 2/2005 MacDonald et al.
D505,733 S 5/2005 Castonguay et al.
6,939,077 B1 9/2005 Hart
D510,443 S 10/2005 Von Langsdorff
D511,012 S 10/2005 Von Langsdorff
D521,592 S 5/2006 Von Langsdorff
D526,066 S 8/2006 Schneider
7,160,052 B2 1/2007 Weiss, Jr. et al.
7,168,218 B2 1/2007 Spratlen et al.
7,168,892 B1 1/2007 MacDonald et al.
D540,954 S 4/2007 Bouchard
7,220,078 B2 5/2007 Drost et al.
D547,882 S 7/2007 Metten
D555,810 S * 11/2007 Strand D25/118

D574,087 S 7/2008 Bouchard
D574,514 S 8/2008 Bouchard
D574,515 S 8/2008 Bouchard
D574,516 S 8/2008 Bouchard
D582,056 S 12/2008 Plies
D582,057 S 12/2008 Plies
D601,267 S 9/2009 Merault
D602,604 S 10/2009 Harris
D604,431 S * 11/2009 Thomassen D25/113
D609,369 S 2/2010 Buch
D610,710 S 2/2010 LaCroix et al.
D618,364 S 6/2010 Schrom et al.
D620,616 S * 7/2010 Ciccarello D25/113
D621,070 S 8/2010 MacDonald et al.
D622,419 S * 8/2010 King D25/151
7,850,394 B2 12/2010 Schröder
D639,454 S 6/2011 Thomassen
2006/0110223 A1 5/2006 Dawson
2008/0277561 A1 11/2008 MacDonald
2008/0289282 A1 11/2008 MacDonald
2008/0307740 A1 12/2008 MacDonald
2009/0120029 A1 5/2009 LaCroix et al.
2009/0188196 A1 7/2009 MacDonald
2009/0308015 A1 12/2009 MacDonald et al.
2011/0072753 A1 3/2011 MacDonald

OTHER PUBLICATIONS

U.S. Appl. No. 13/037,685, filed Mar. 1, 2011 (59 pages).

U.S. Appl. No. 29/366,124, filed Jul. 20, 2010 (59 pages).

* cited by examiner

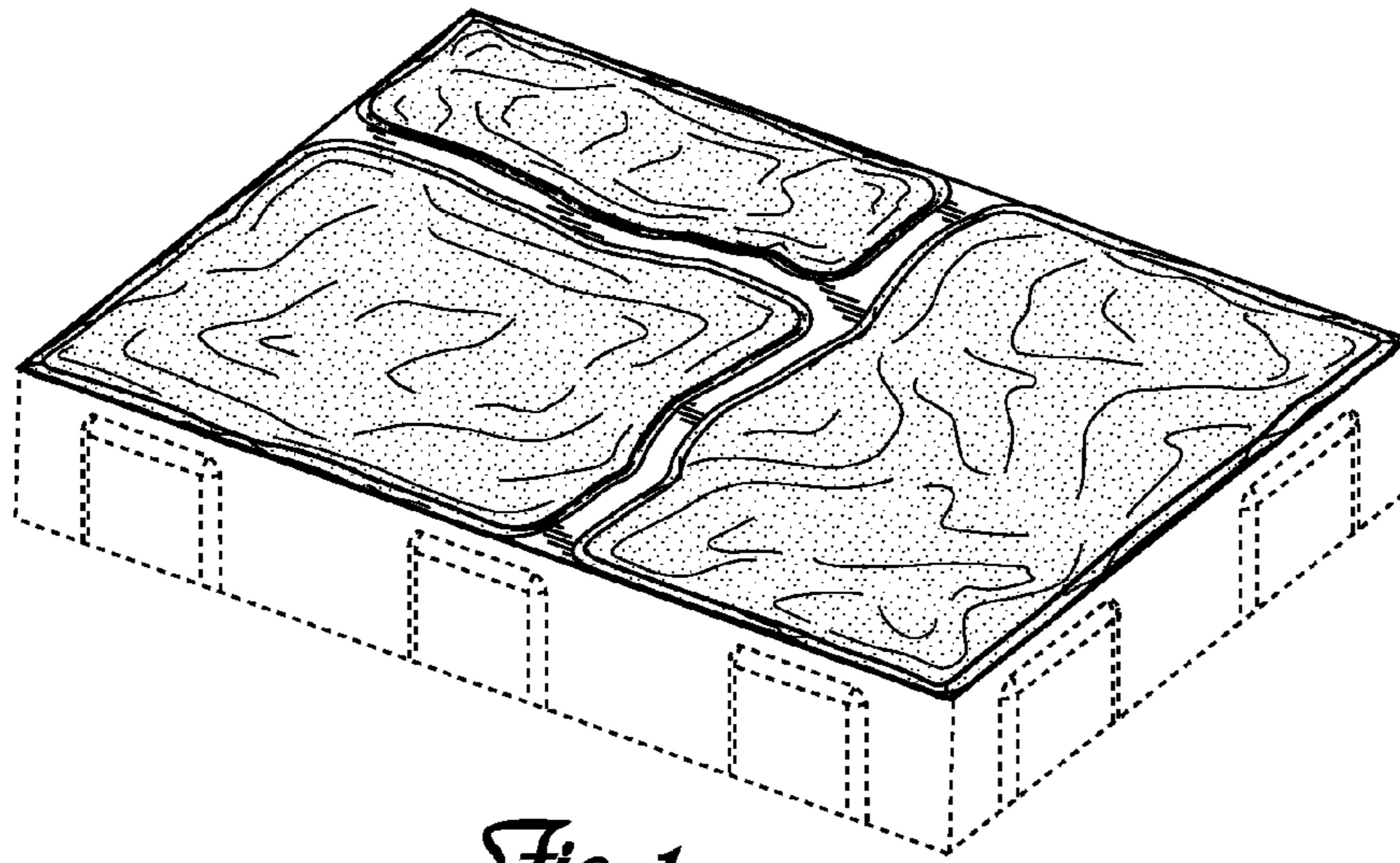


Fig. 1

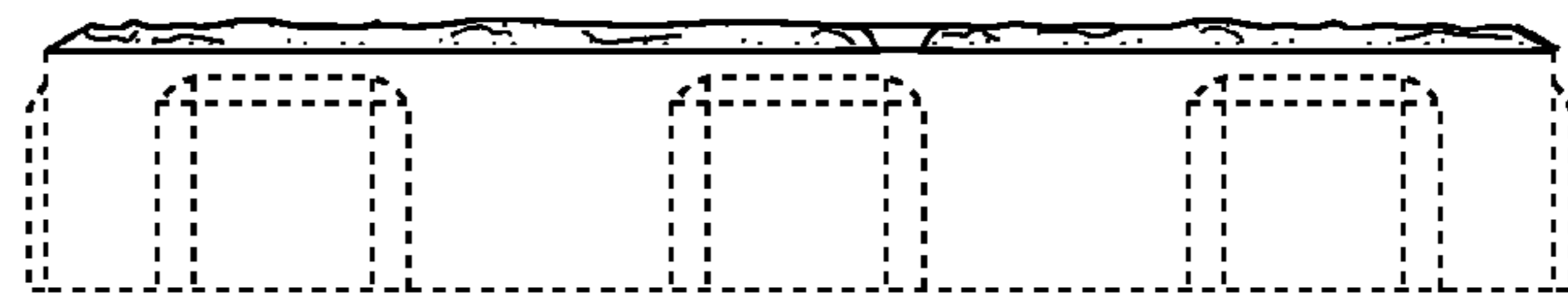


Fig. 2

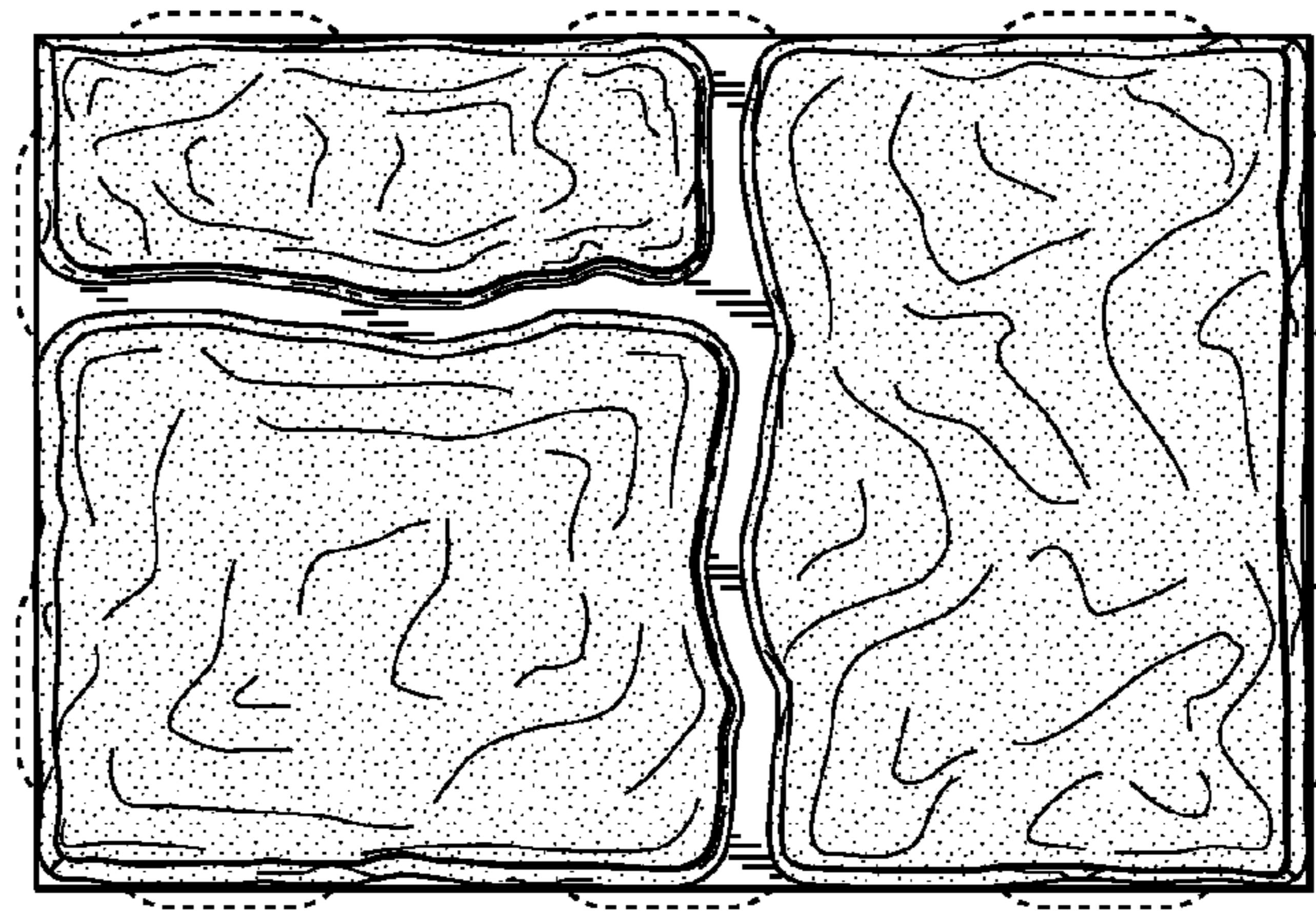


Fig. 4

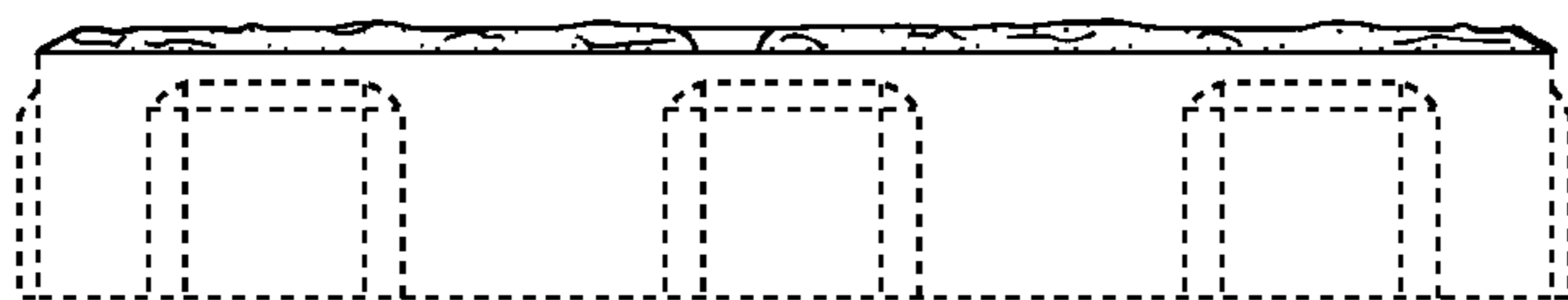


Fig. 3



Fig. 5

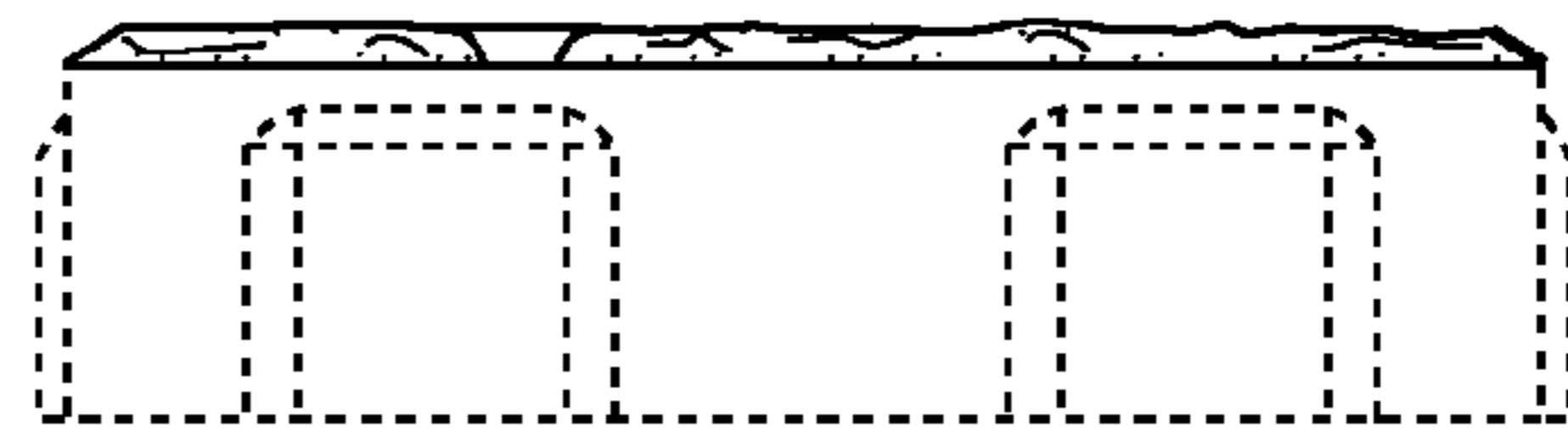


Fig. 6

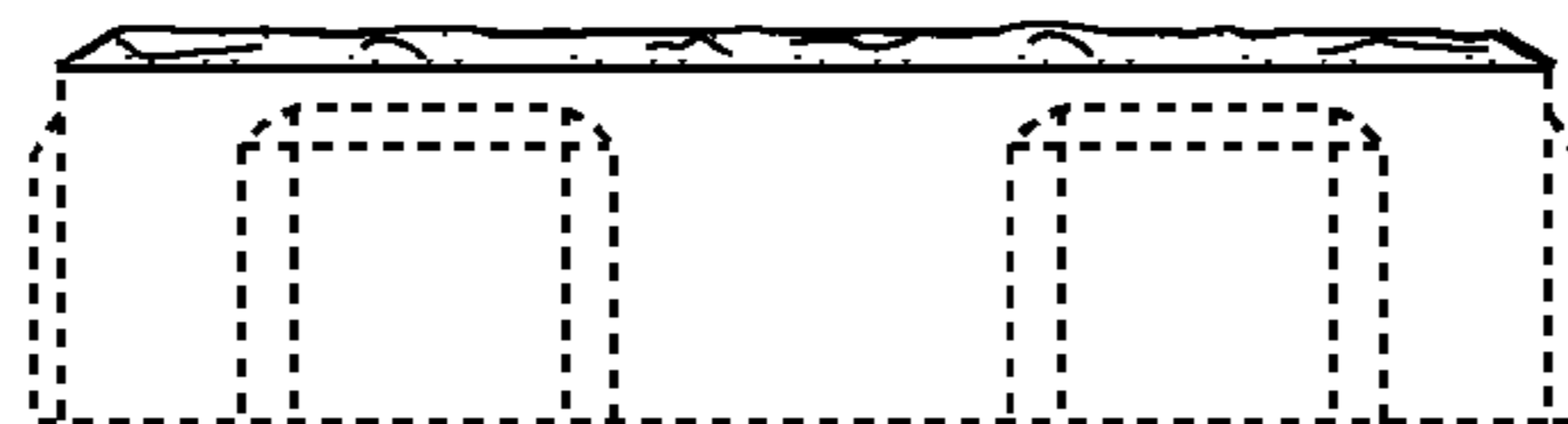


Fig. 7

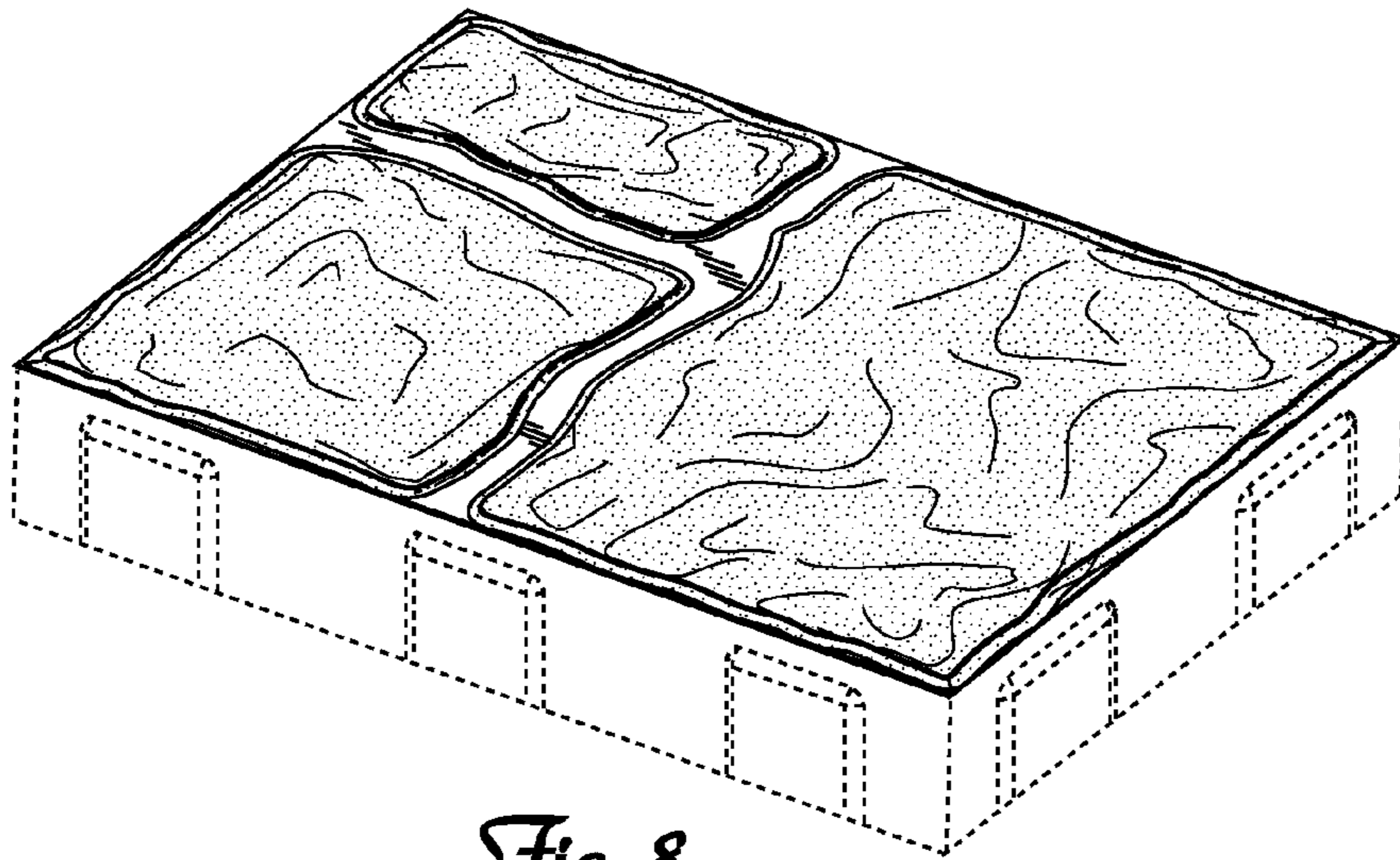


Fig. 8

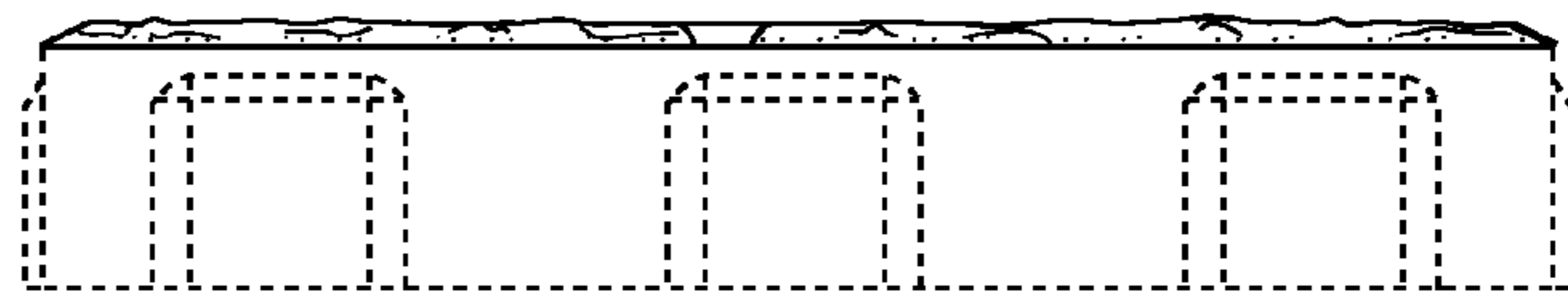


Fig. 9

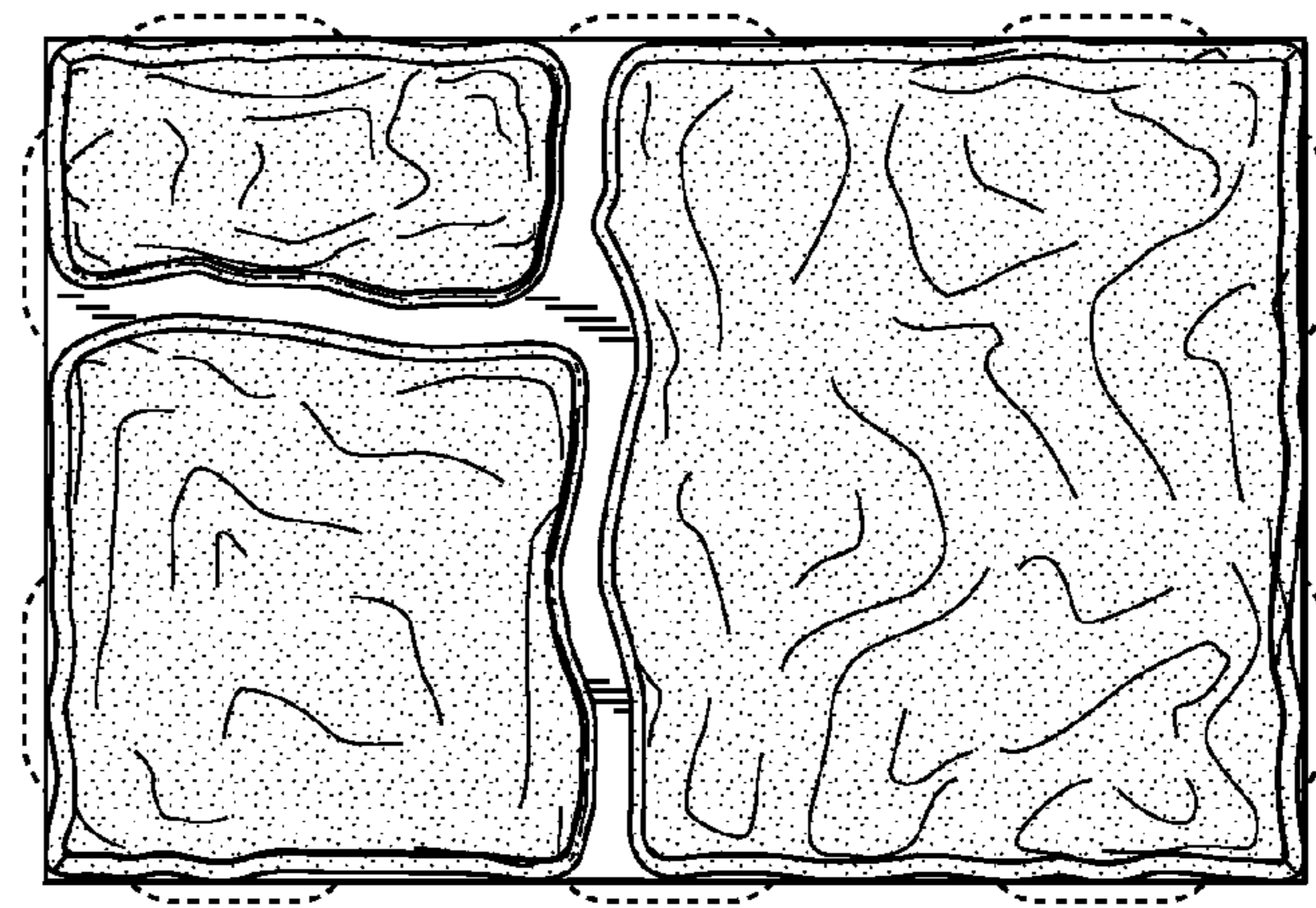


Fig. 11

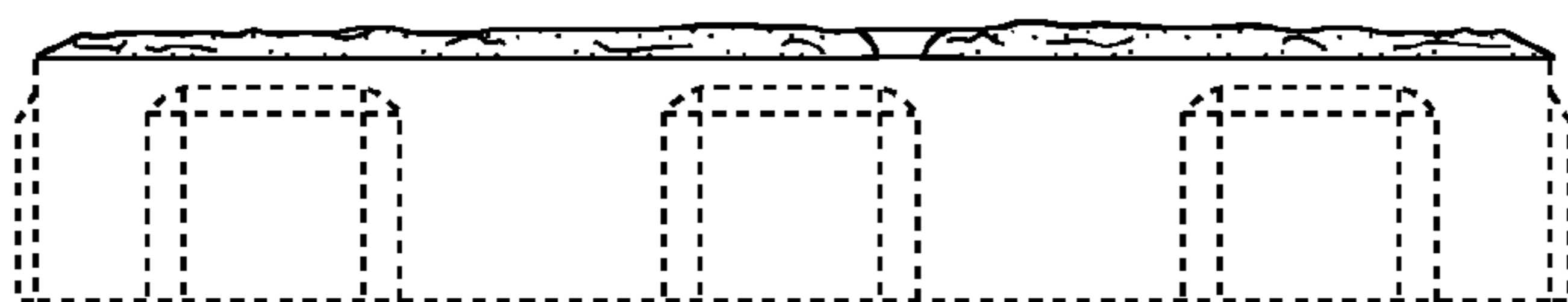


Fig. 10



Fig. 12

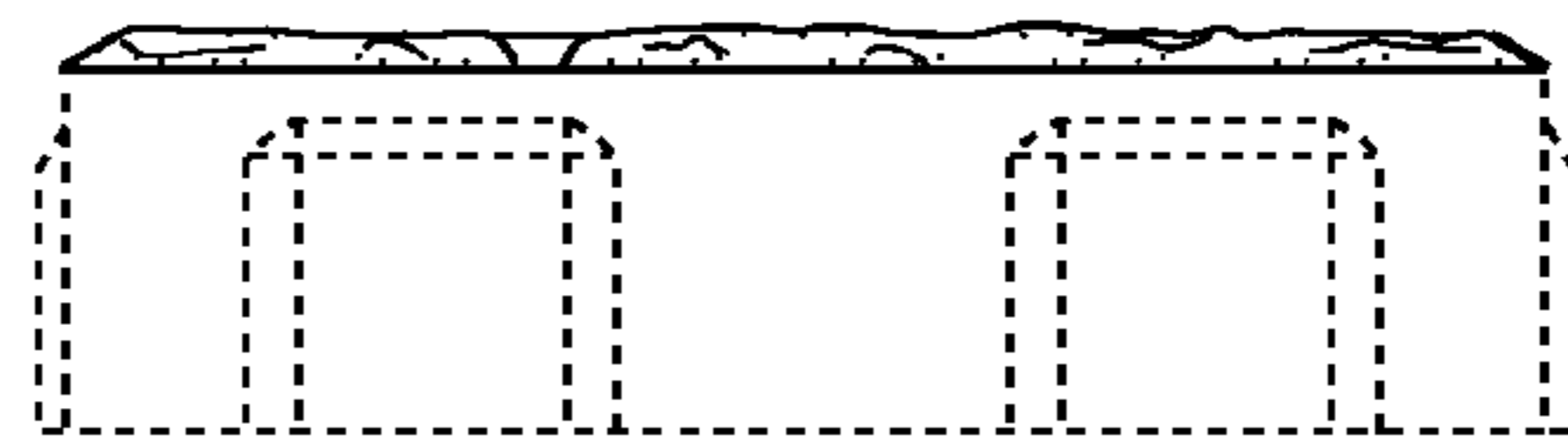


Fig. 13



Fig. 14

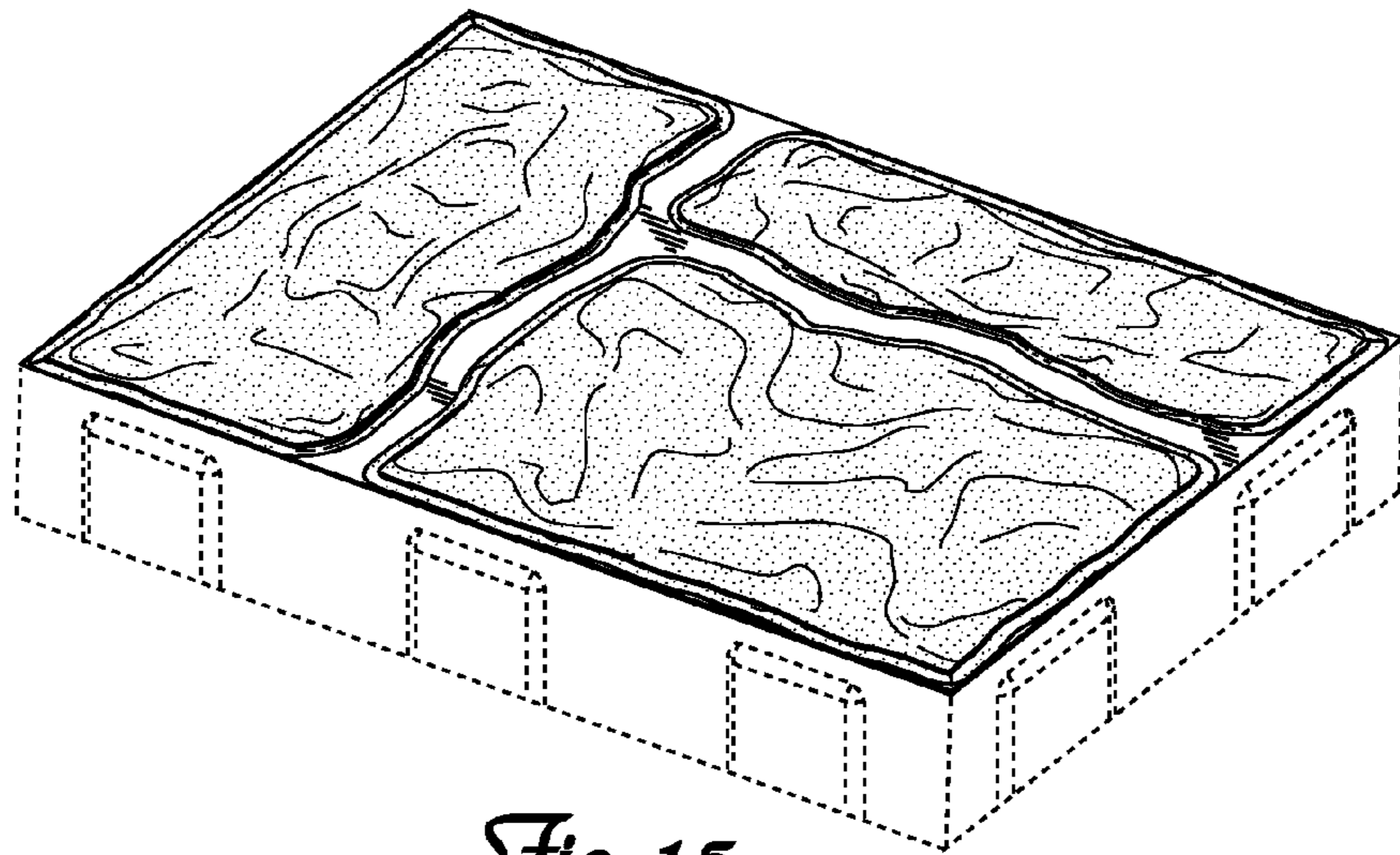


Fig. 15

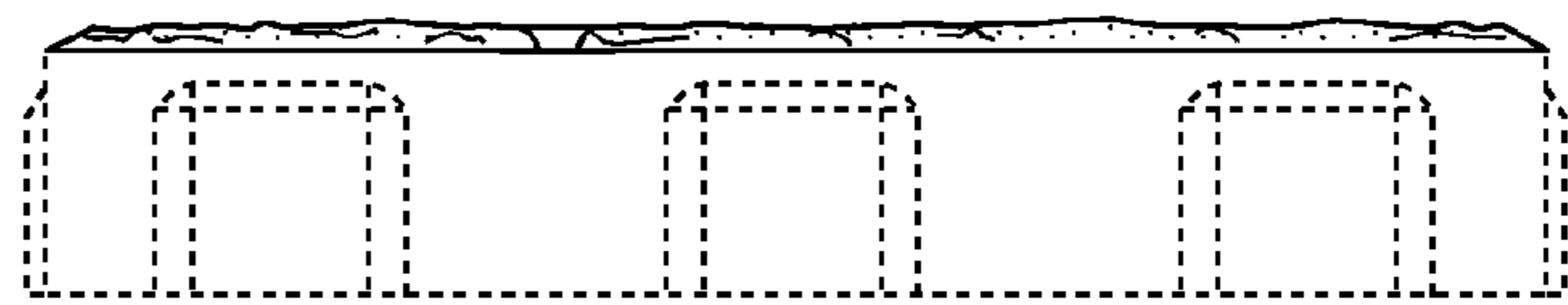


Fig. 16




Fig. 18

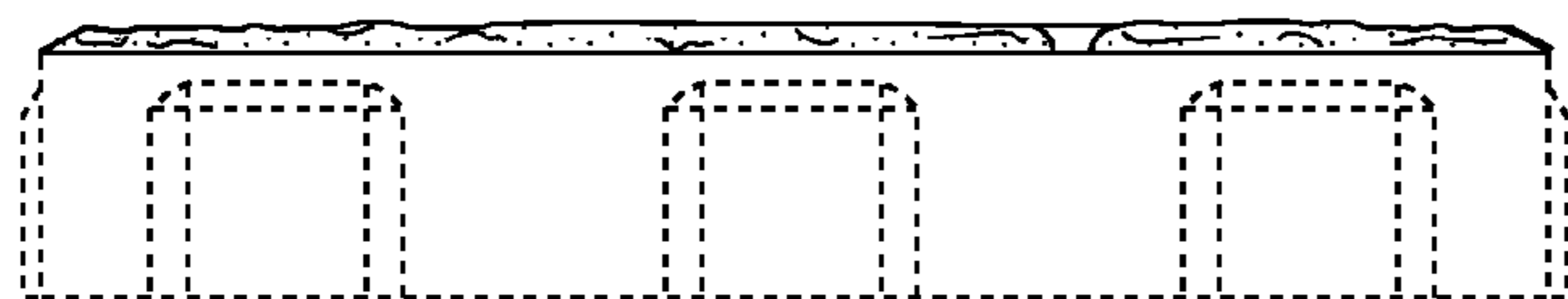


Fig. 17



Fig. 19

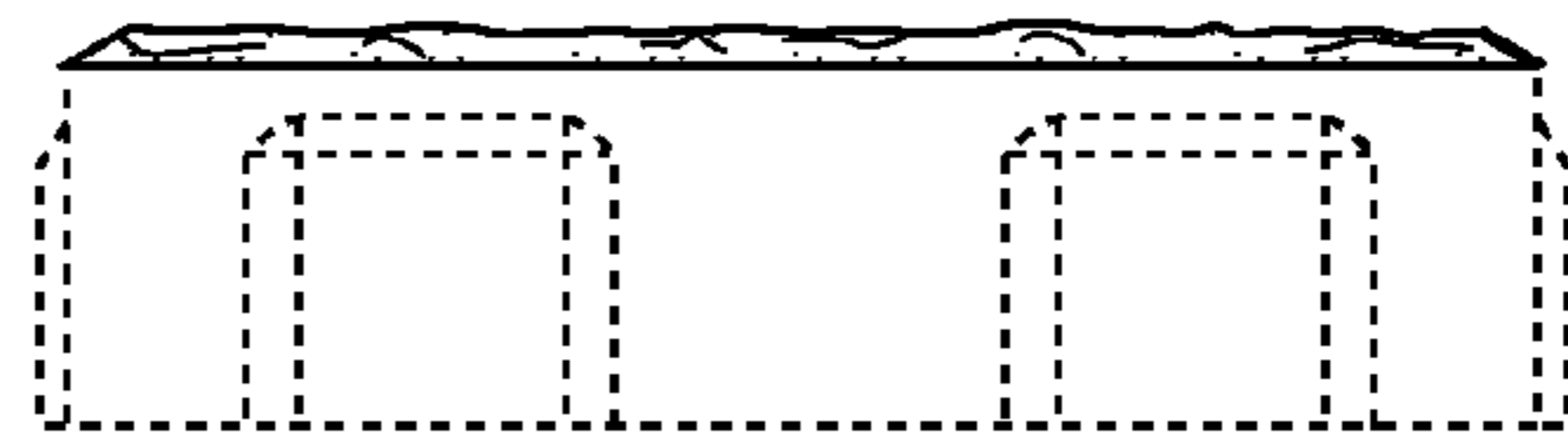


Fig. 20

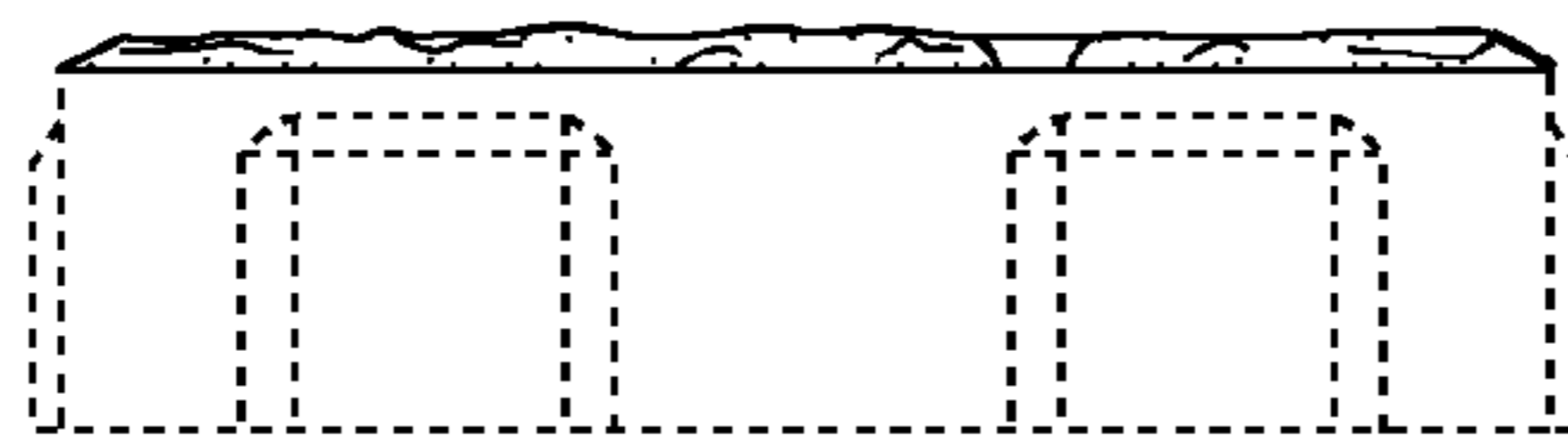


Fig. 21

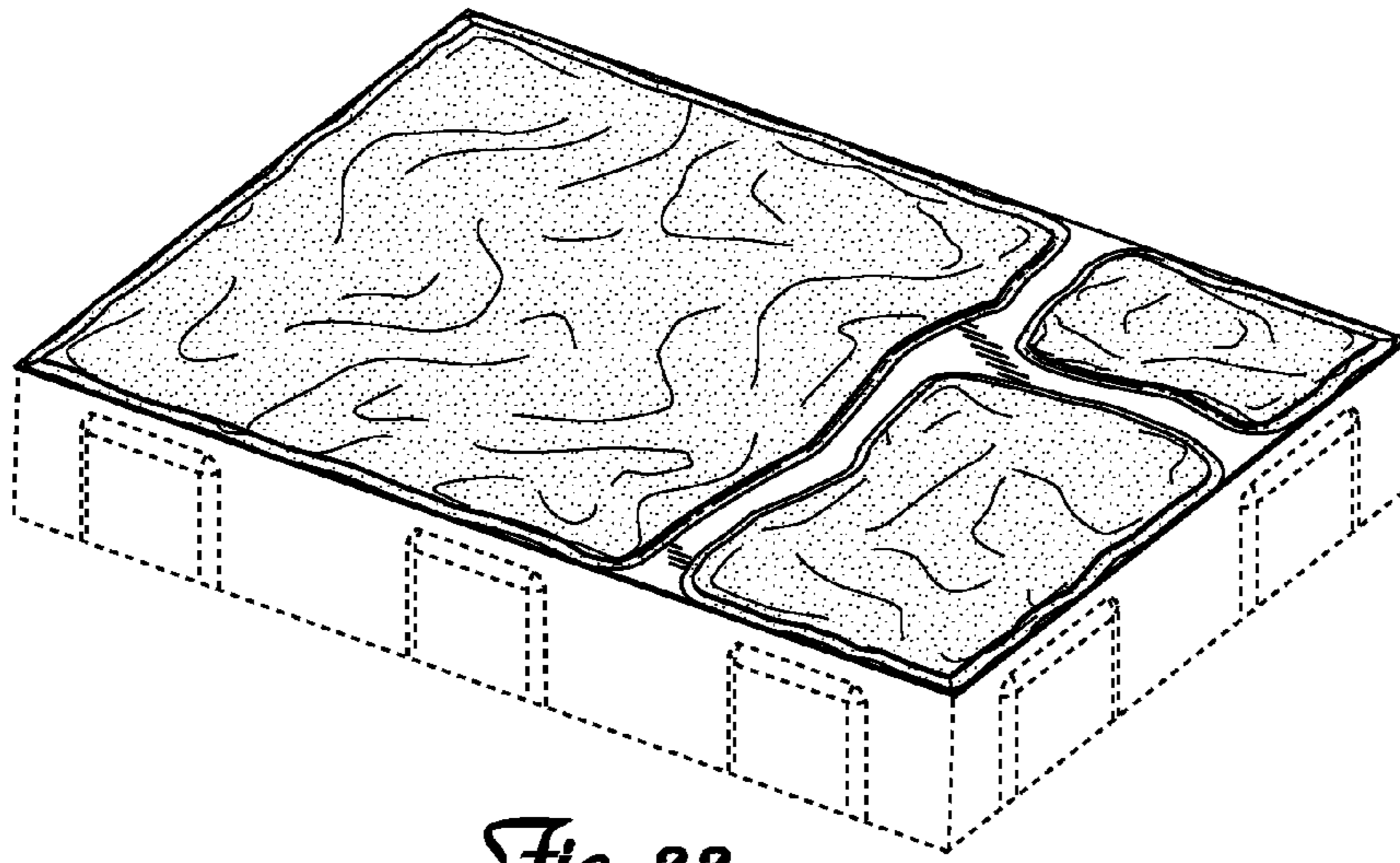


Fig. 22

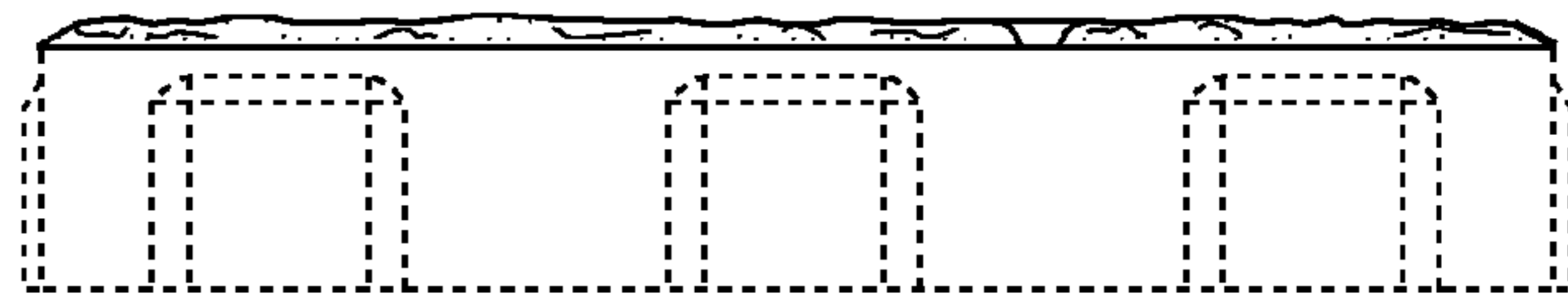


Fig. 23

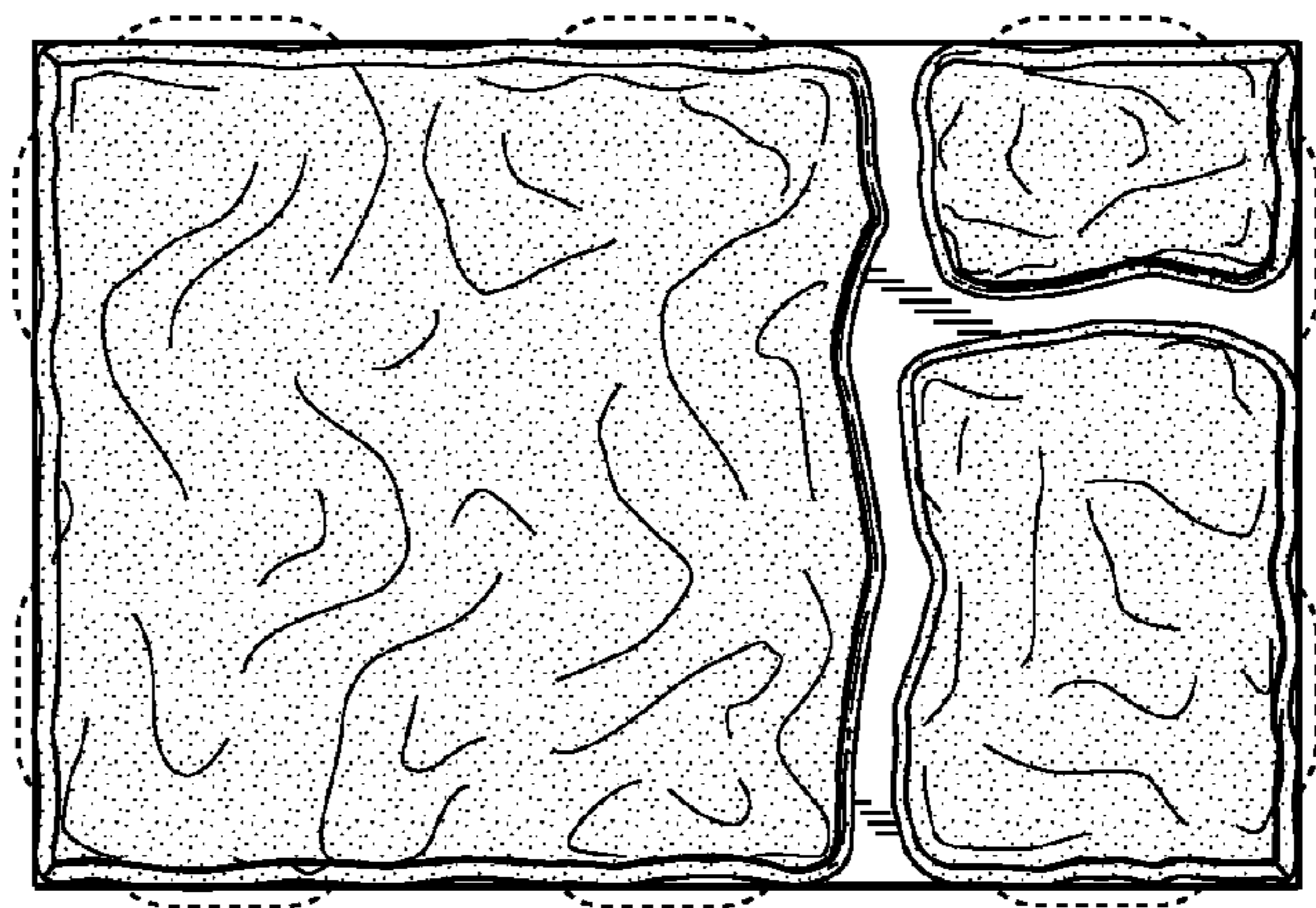


Fig. 25

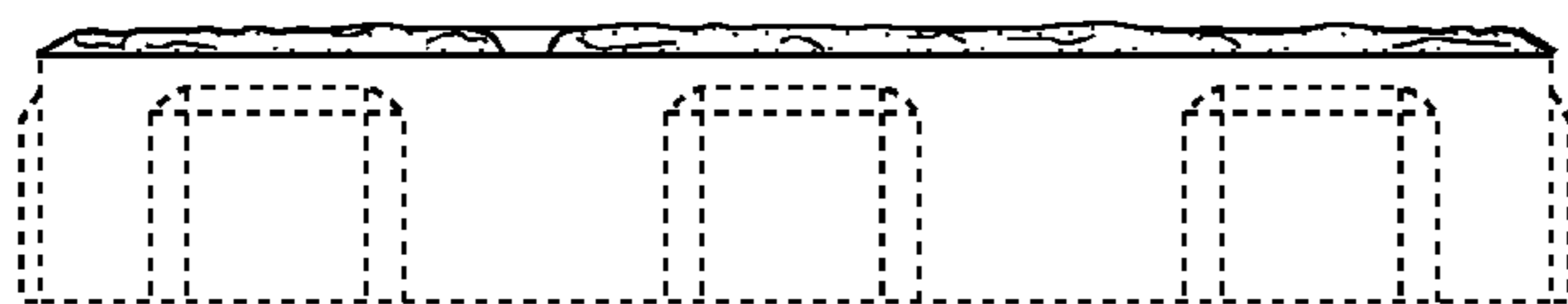


Fig. 24



Fig. 26

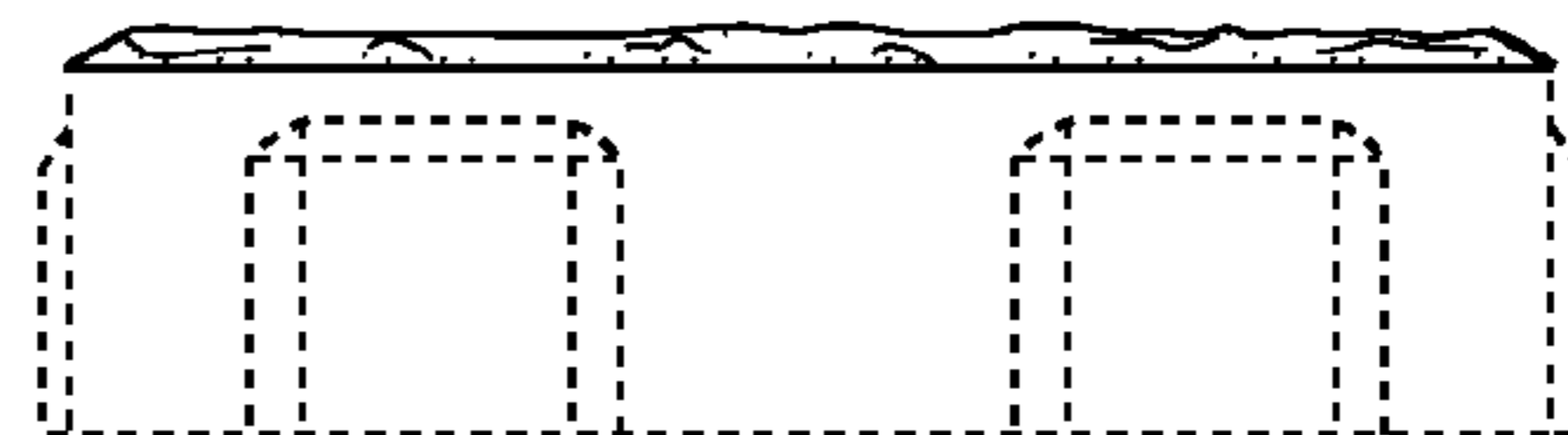


Fig. 27

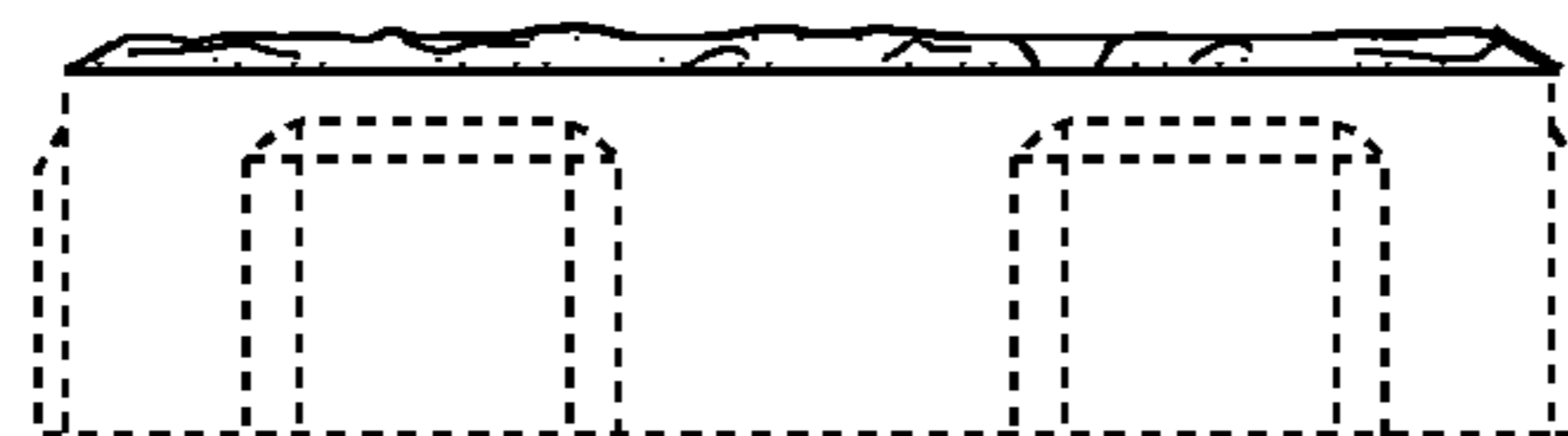


Fig. 28