



US00D656607S

(12) **United States Design Patent**
Gunaratnam et al.

(10) **Patent No.:** **US D656,607 S**
(45) **Date of Patent:** **** Mar. 27, 2012**

(54) **MASK**

(75) Inventors: **Michael K. Gunaratnam**, Marsfield (AU); **Philip R. Kwok**, Chatswood (AU); **Robin G. Hitchcock**, Normanhurst (AU); **Lee J. Veliss**, West Ryde (AU); **Memduh Guney**, Killara (AU); **Richard Sokolov**, Earlwood (AU); **Perry D. Lithgow**, Moruya (AU); **Donald Darkin**, Dural (AU); **Susan R. Lynch**, Bella Vista (AU); **Rachael E. Moore**, North Bondi (AU)

6,431,172	B1	8/2002	Bordewick	
6,595,215	B2	7/2003	Wood	
6,889,689	B1	5/2005	Neuman	
6,907,882	B2	6/2005	Ging et al.	
D542,912	S	5/2007	Gunaratnam et al.	
7,318,437	B2*	1/2008	Gunaratnam et al.	... 128/207.11
7,874,293	B2*	1/2011	Gunaratnam et al.	... 128/207.18
7,942,150	B2*	5/2011	Guney et al. 128/207.18
2001/0049505	A1	12/2001	Byrd	
2006/0137690	A1	6/2006	Gunaratnam et al.	
2009/0126739	A1*	5/2009	Ng et al. 128/205.25
2010/0132716	A1*	6/2010	Selvarajan et al. 128/207.18
2010/0229868	A1*	9/2010	Rummery et al. 128/205.25
2011/0155140	A1*	6/2011	Ho et al. 128/207.18

(73) Assignee: **ResMed Limited**, Bella Vista (AU)

(**) Term: **14 Years**

(21) Appl. No.: **29/311,731**

(22) Filed: **Jun. 8, 2009**

Related U.S. Application Data

(60) Continuation of application No. 29/265,319, filed on Aug. 30, 2006, now Pat. No. Des. 608,882, which is a division of application No. 29/213,882, filed on May 28, 2004, now Pat. No. Des. 542,912.

(51) **LOC (9) Cl.** **29-02**

(52) **U.S. Cl.** **D24/110.5; D24/110.1**

(58) **Field of Classification Search** D24/110.1, D24/110.4-110.5; 128/204.18, 205.25, 206.24, 128/206.26, 206.27, 207.11, 207.13, 207.17, 128/207.18

See application file for complete search history.

(56) **References Cited**

U.S. PATENT DOCUMENTS

2,763,263	A	9/1956	Ellman
3,086,529	A	4/1963	Munz et al.
3,513,844	A	5/1970	Smith
D237,220	S	10/1975	Stackhouse
4,782,832	A	11/1988	Trimble et al.
D383,204	S	9/1997	Lomas
6,119,694	A	9/2000	Correa et al.
6,318,363	B1	11/2001	Monnich

OTHER PUBLICATIONS

Gunaratnam et al., U.S. Appl. No. 29/265,319, filed Aug. 30, 2006.

(Continued)

Primary Examiner — Wan Laymon

(74) *Attorney, Agent, or Firm* — Nixon & Vanderhye P.C.

(57) **CLAIM**

The ornamental appearance of a mask, as shown and described.

DESCRIPTION

FIG. 1 is a front view of a mask according to our design; FIG. 2 is a rear view thereof; FIG. 3 is a left side view thereof; FIG. 4 is a right side view thereof; FIG. 5 is a top view thereof; FIG. 6 is a bottom view thereof; and, FIG. 7 is a partial enlarged exploded view of a portion of the mask.

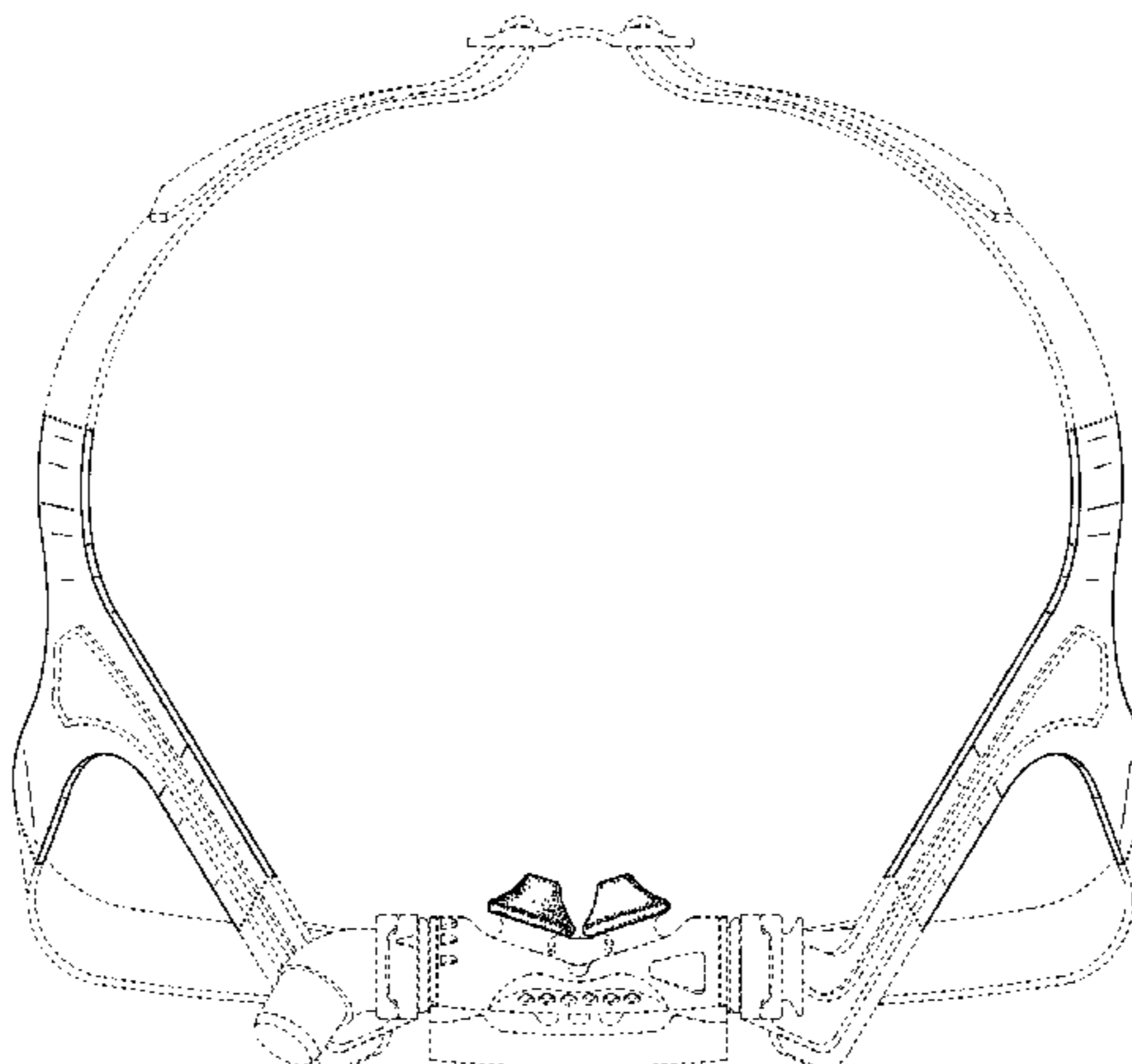
The broken lines show environment or structure and are for illustrative purposes only, forming no part of the claimed design.

The dotted lines represent the border between claimed and unclaimed subject matter and forms no part of the claimed design.

The illustration of stitching in FIGS. 1-7, also in broken lines, is for illustrative purposes only and forms no part of the claimed design.

The use of stippling for the cushion is an alternative form of shading compared to the headgear.

1 Claim, 7 Drawing Sheets



OTHER PUBLICATIONS

InnoMed Technologies, "Nasal-Pap Freestyle™" Brochure, 2004, 2 pages.

InnoMed Technologies, "Nasal Aire™" Brochure 2003, 1 page.

Viasys Healthcare, "Lyra Nasal CPAP Interface" Brochure, 2004, 2 pages.

* cited by examiner

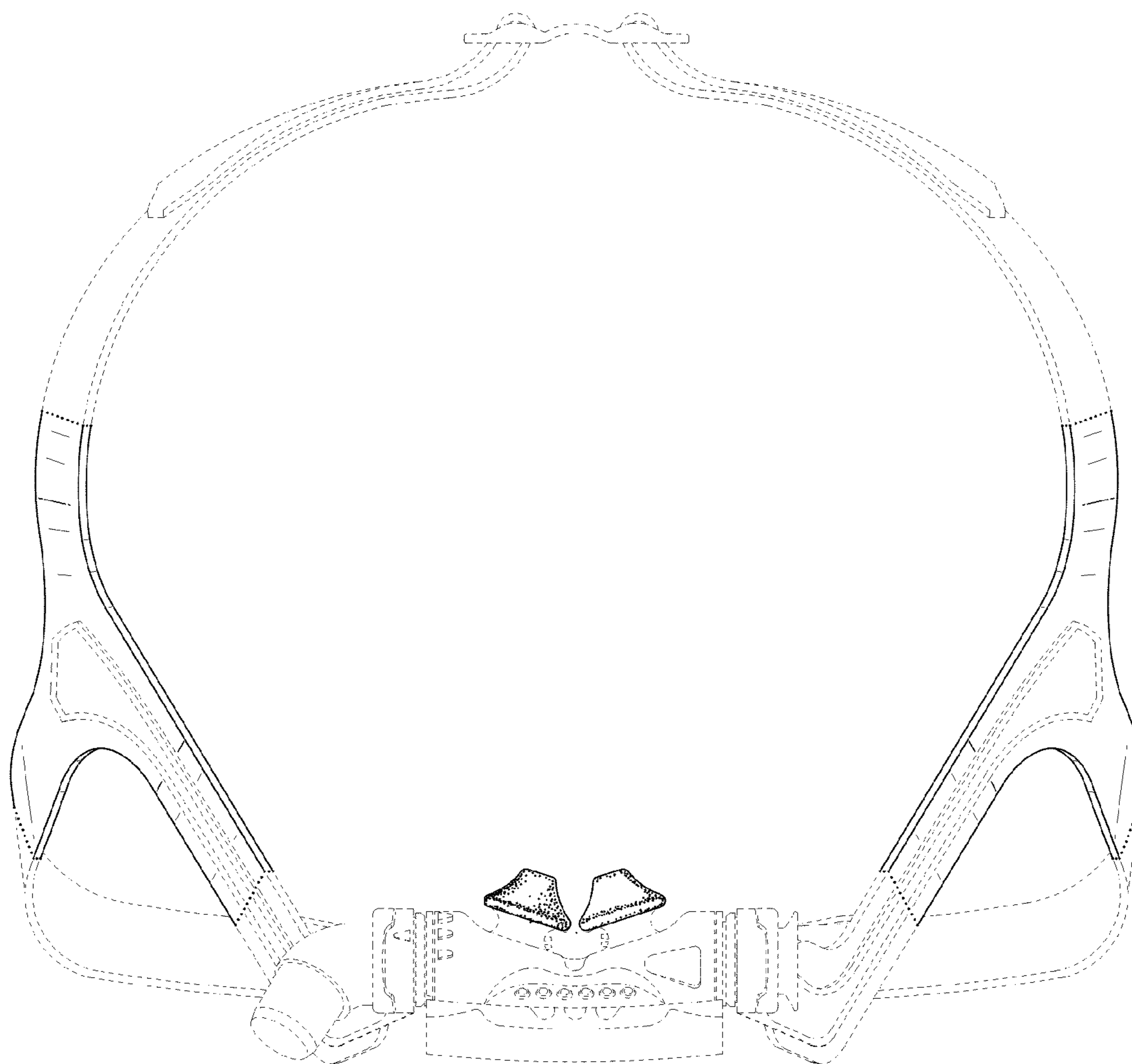


FIG. 1

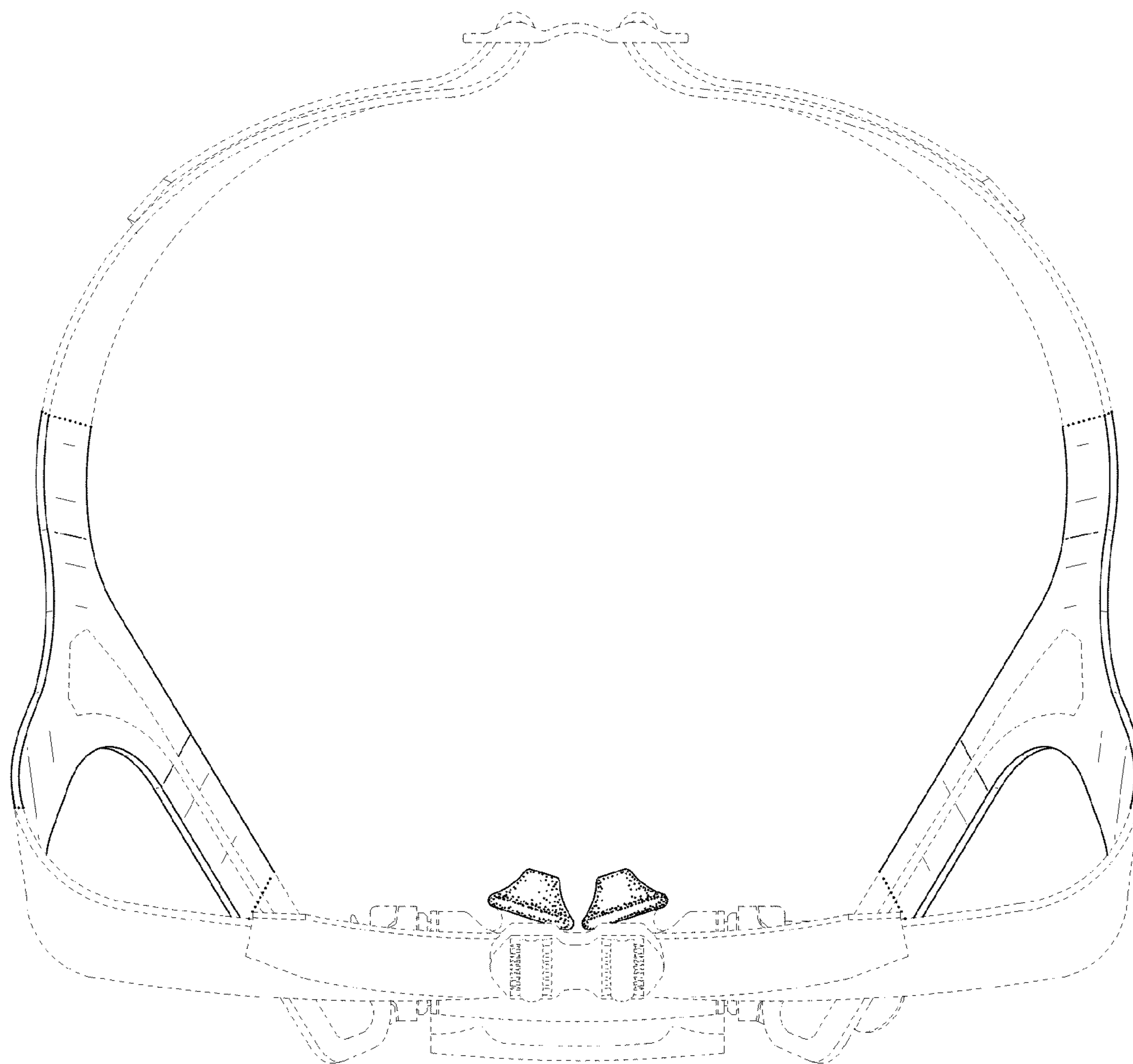


FIG. 2

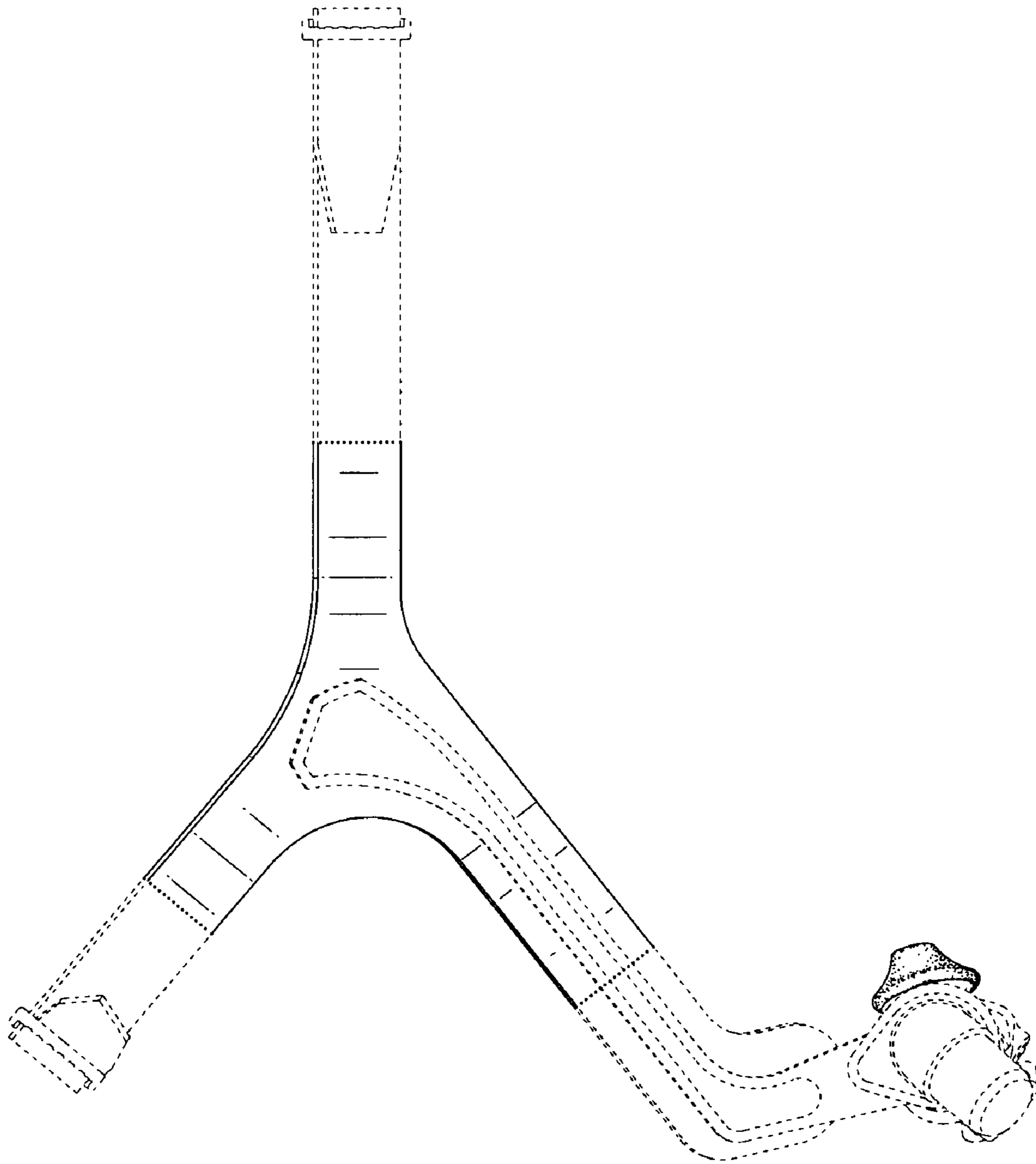


FIG. 3

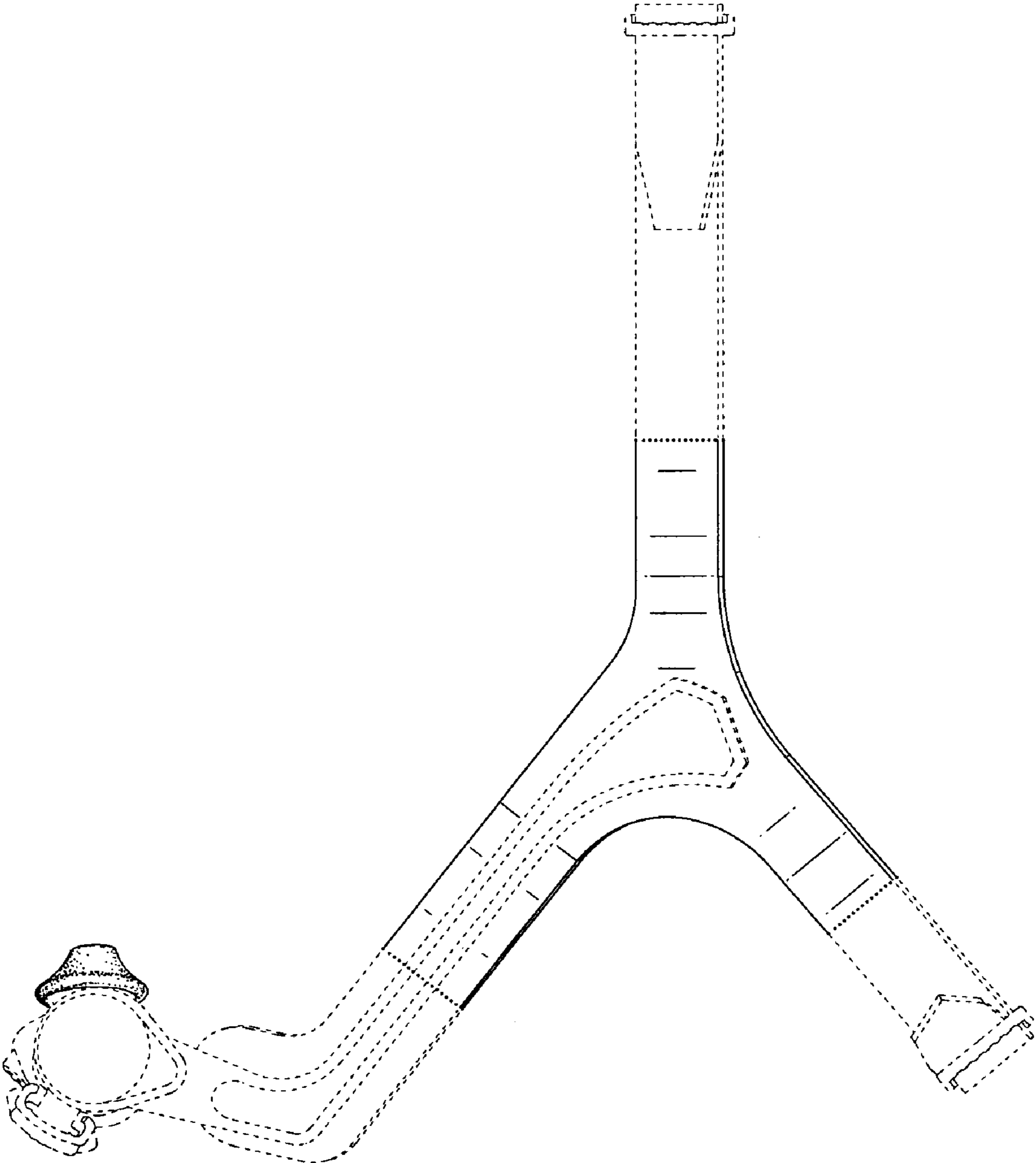


FIG. 4

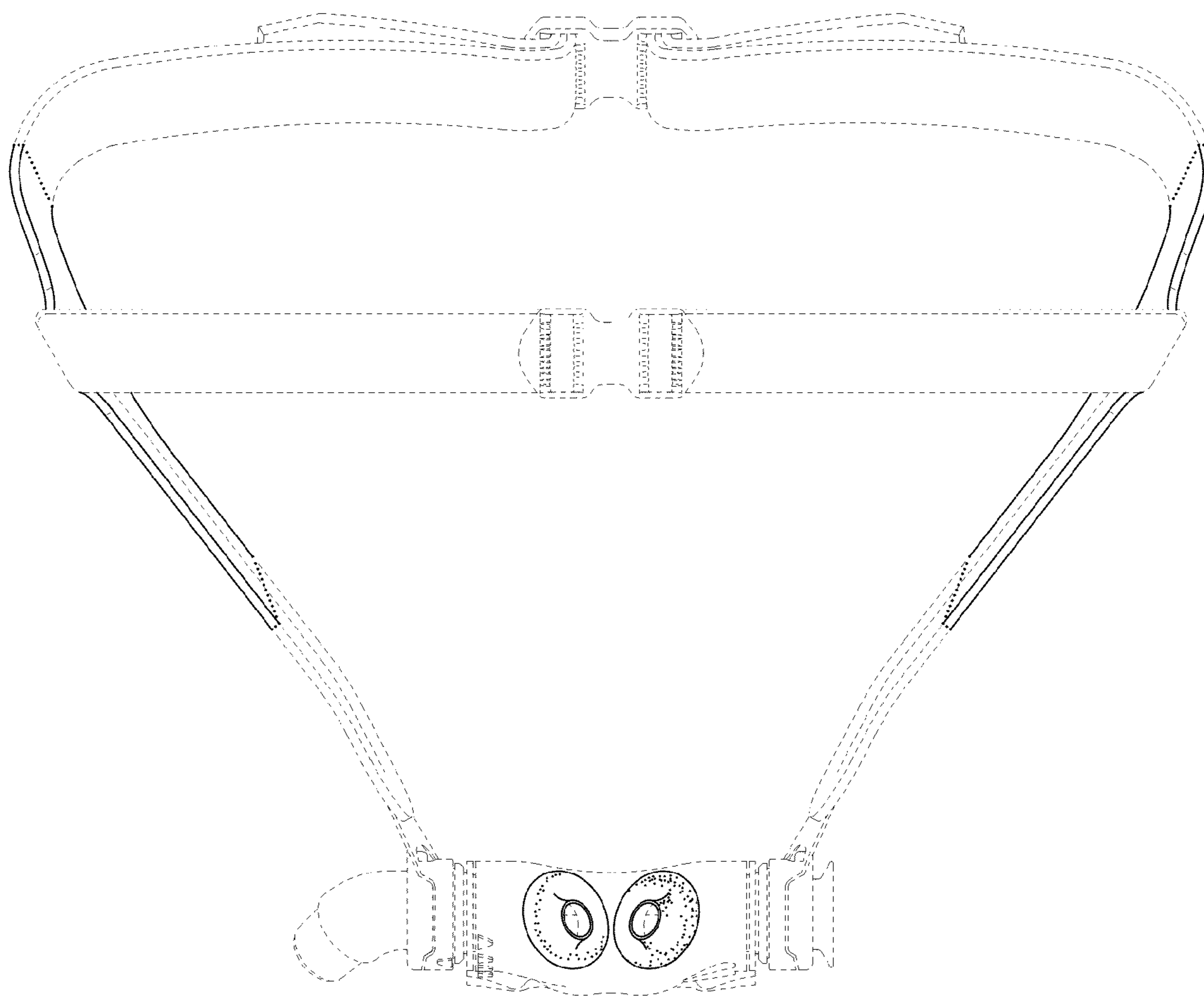


FIG. 5

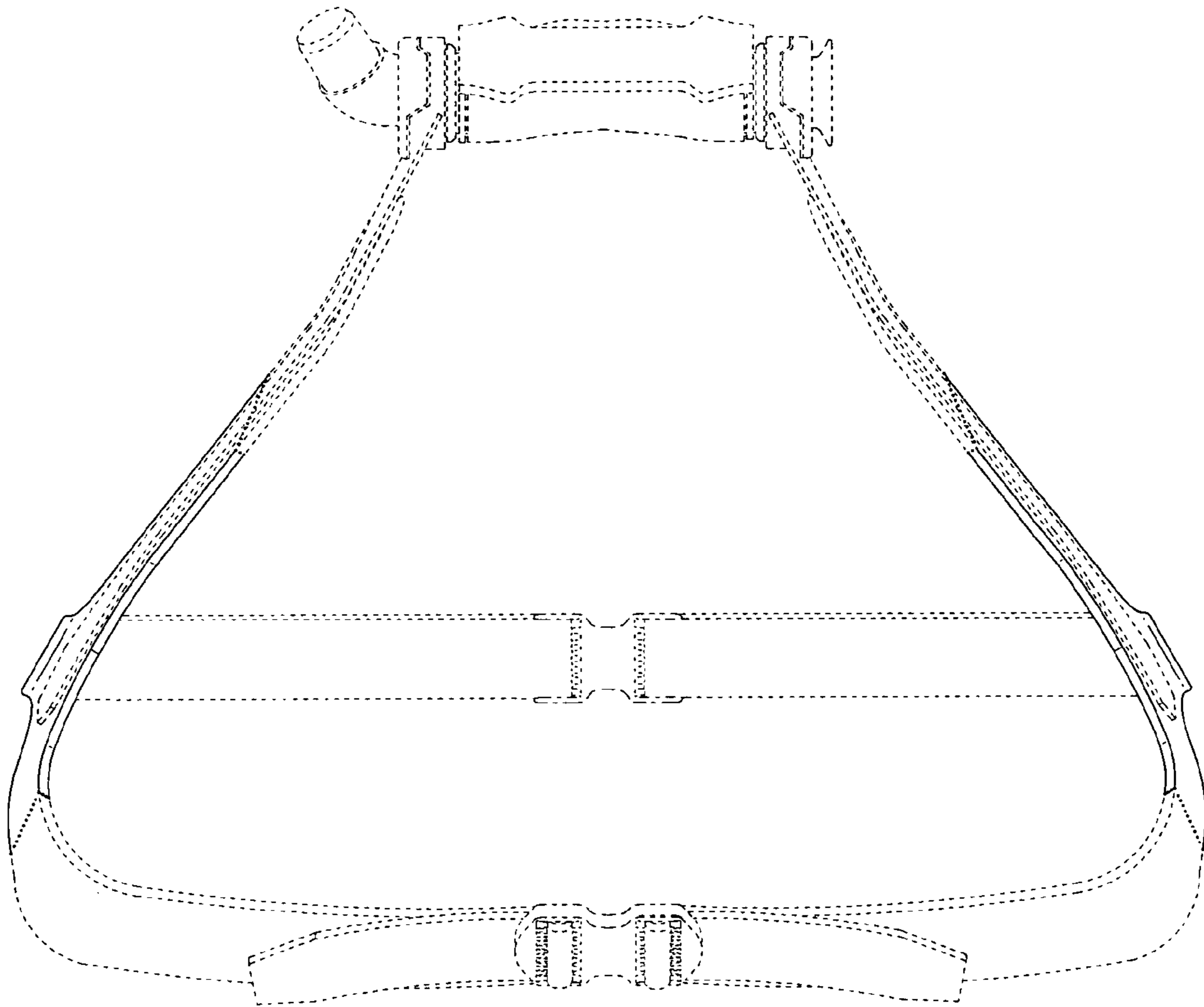


FIG. 6

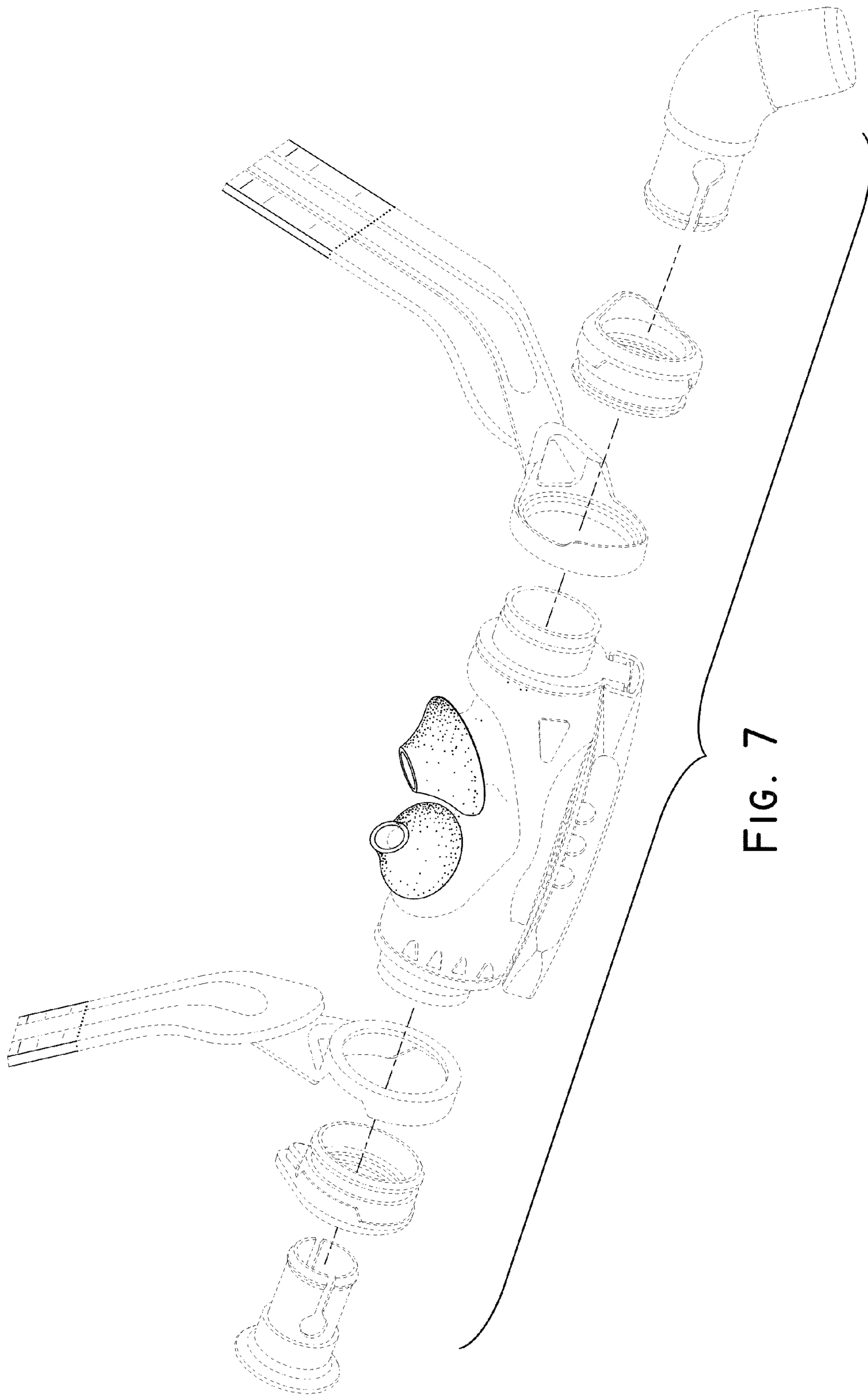


FIG. 7