



US00D656593S

(12) **United States Design Patent**
Stauffer

(10) **Patent No.:** **US D656,593 S**

(45) **Date of Patent:** **** Mar. 27, 2012**

(54) **LAVATORY**

(75) Inventor: **Monty D. Stauffer**, Sheboygan, WI (US)

(73) Assignee: **Kohler Co.**, Kohler, WI (US)

(**) Term: **14 Years**

(21) Appl. No.: **29/390,475**

(22) Filed: **Apr. 25, 2011**

(51) **LOC (9) Cl.** **23-02**

(52) **U.S. Cl.** **D23/293.1**

(58) **Field of Classification Search** D23/284,
D23/290–292, 293.1, 303, 308; 4/619, 639–640
See application file for complete search history.

(56) **References Cited**

U.S. PATENT DOCUMENTS

D398,967 S *	9/1998	Kohler et al.	D23/284
D443,049 S *	5/2001	Kuo	D23/293.1
D507,042 S *	7/2005	Sutopo	D23/293.1
D568,113 S *	5/2008	Wasserman et al.	D7/586
D583,028 S *	12/2008	Zou et al.	D23/284
D594,097 S *	6/2009	Toyohara	D23/293.1

* cited by examiner

Primary Examiner — Robert Delehanty

(74) *Attorney, Agent, or Firm* — Foley & Lardner LLP

(57) **CLAIM**

We claim the ornamental design for a lavatory, as shown and described.

DESCRIPTION

FIG. 1 is a top perspective view of an embodiment of the claimed design;

FIG. 2 is a right-side elevation view of the claimed design of FIG. 1;

FIG. 3 is a front elevation view of the claimed design of FIG. 1;

FIG. 4 is a top plan view of the claimed design of FIG. 1;


FIG. 5 is a bottom plan view of the claimed design of FIG. 1;

FIG. 6 is a cross sectional view of the claimed design of FIG. 1; and,

FIG. 7 is a detailed cross sectional view of the claimed design of FIG. 1.

The ornamental design which is claimed is shown in solid lines in the drawings. The broken lines in the drawings are for illustrative purposes only and form no part of the claimed design.

1 Claim, 5 Drawing Sheets






FIG. 1




FIG. 2

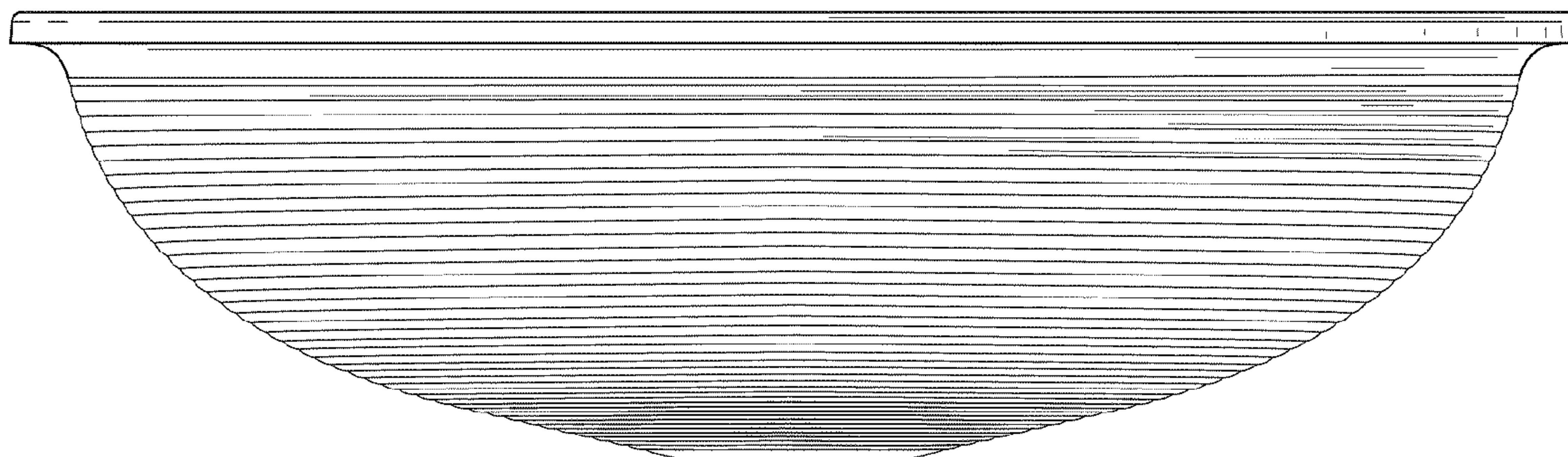


FIG. 3




FIG. 4

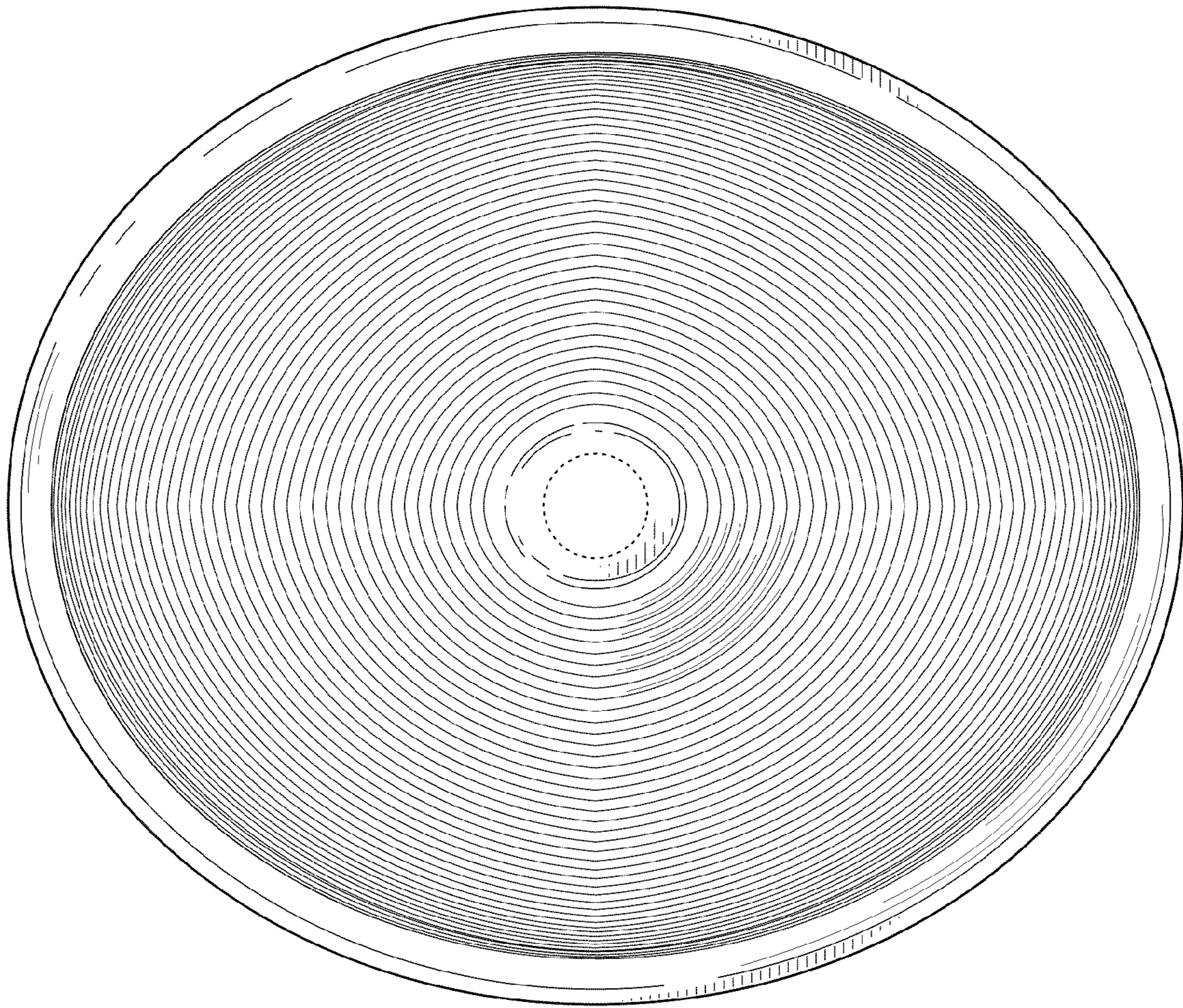


FIG. 5

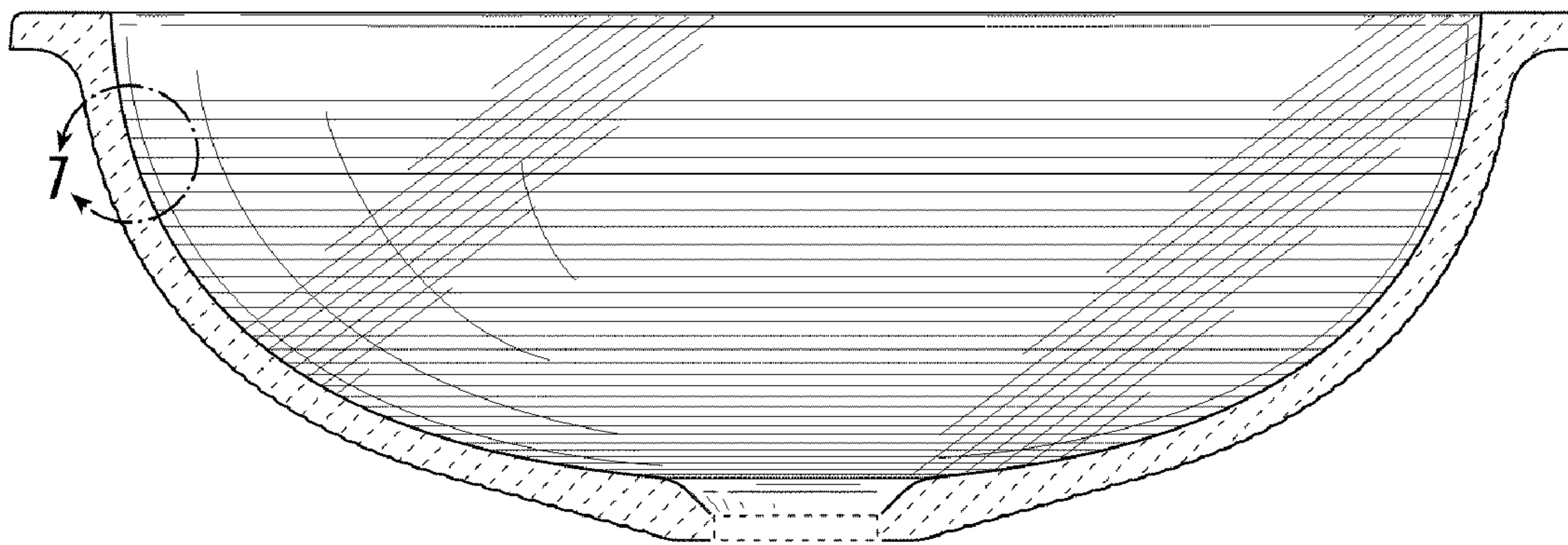


FIG. 6

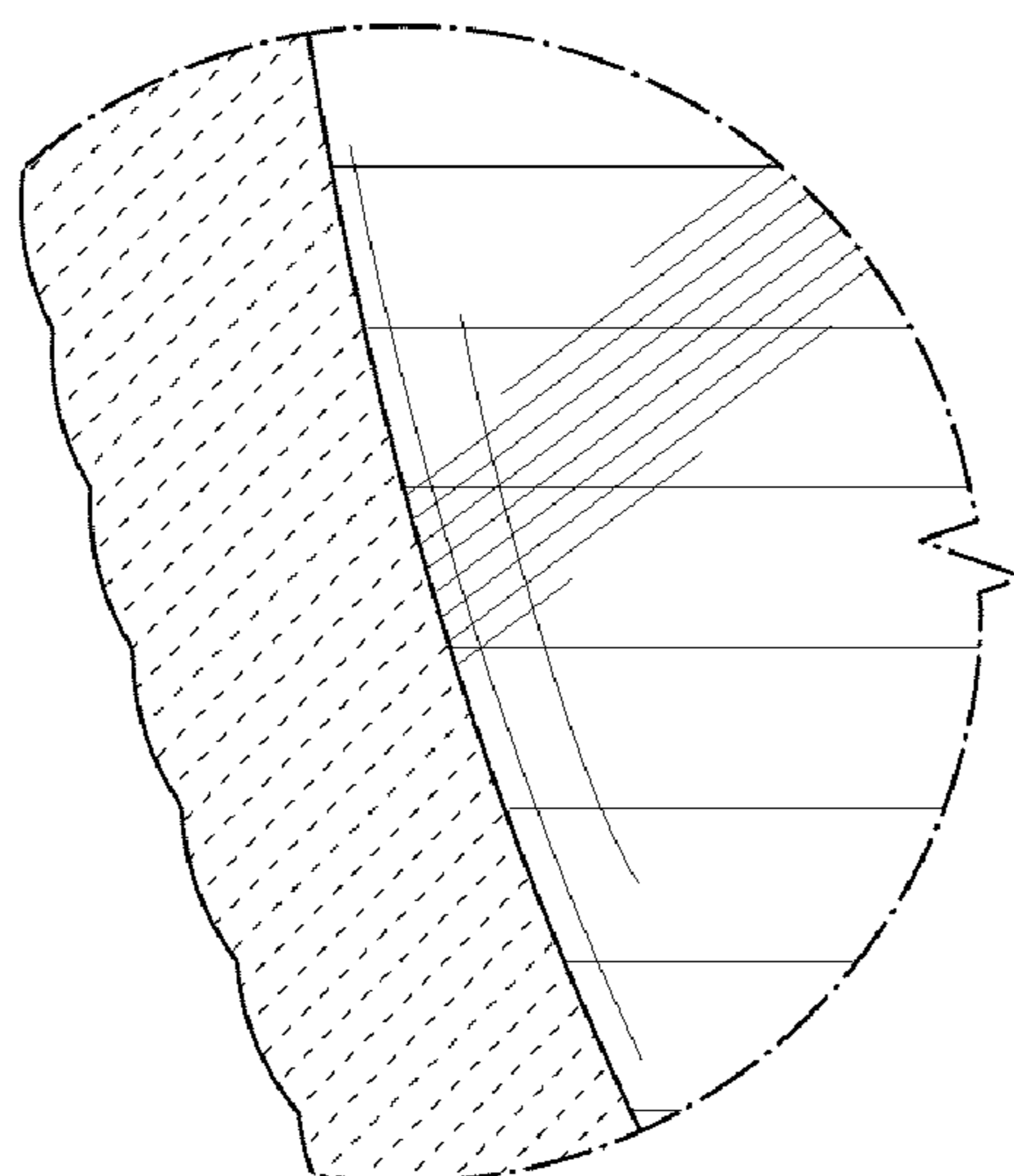


FIG. 7