



US00D656577S

(12) **United States Design Patent**
Salvador et al.

(10) **Patent No.:** **US D656,577 S**
(45) **Date of Patent:** **** *Mar. 27, 2012**

(54) **FUEL FILTER**

(56)

References Cited

(75) Inventors: **Christopher J. Salvador**, Peoria, IL (US); **Randall W. Heibenthal**, Mahomet, IL (US); **Dennis M. Deedrich**, Champaign, IL (US); **David B. Harder**, Burnsville, MN (US); **John R. Hacker**, Minneapolis, MN (US); **Richard J. Eisenmenger**, Philo, IL (US)

U.S. PATENT DOCUMENTS

5,779,903	A *	7/1998	Smith et al.	210/440
D412,551	S *	8/1999	Smith et al.	D23/209
D414,544	S *	9/1999	Ward et al.	D23/209
6,096,207	A *	8/2000	Hoffman et al.	210/232
D527,439	S *	8/2006	Liu et al.	D23/209
D548,307	S *	8/2007	Reynolds et al.	D23/209
7,744,757	B1 *	6/2010	Liao	210/232
7,771,595	B2 *	8/2010	Reynolds et al.	210/232

(73) Assignees: **Caterpillar Inc.**, Peoria, IL (US); **Advanced Filtration Systems Inc.**, Champaign, IL (US); **Donaldson Company Inc.**, Bloomington, MN (US)

* cited by examiner

Primary Examiner — Robin V Webster

(74) *Attorney, Agent, or Firm* — Miller, Matthias & Hull

(*) Notice: This patent is subject to a terminal disclaimer.

(57) **CLAIM**

The ornamental design for a fuel filter, as shown and described.

(**) Term: **14 Years**

DESCRIPTION

(21) Appl. No.: **29/392,329**

FIG. 1 is a perspective view of a filter showing our new design;

(22) Filed: **May 19, 2011**

FIG. 2 is a front view of the filter of FIG. 1;

Related U.S. Application Data

(62) Division of application No. 29/376,119, filed on Oct. 1, 2010.

FIG. 3 is a rear view of the filter of FIG. 1;

(51) **LOC (9) Cl.** **23-01**

(52) **U.S. Cl.** **D23/209**

(58) **Field of Classification Search** D23/207, D23/209, 355; 210/450, 493.1, 493.2, 493.4
See application file for complete search history.

FIG. 4 is a left side view of the filter of FIG. 1;

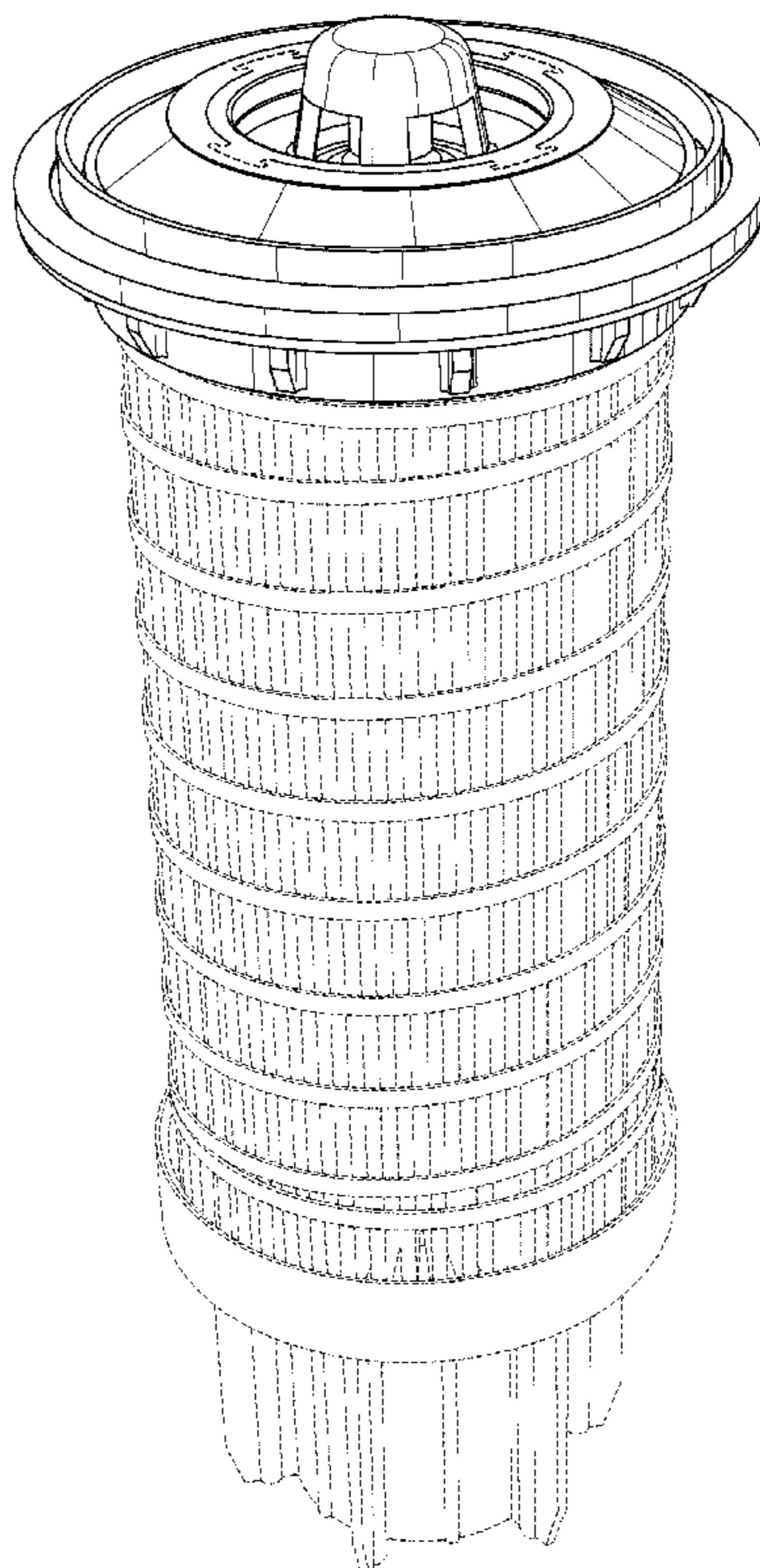
FIG. 5 is a right side view of the filter of FIG. 1;

FIG. 6 is a top view of the filter of FIG. 1; and,

FIG. 7 is a bottom view of the filter of FIG. 1.

The broken lines depicted in the foregoing figures are for purposes of illustration only, and form no part of the claimed design.

1 Claim, 7 Drawing Sheets



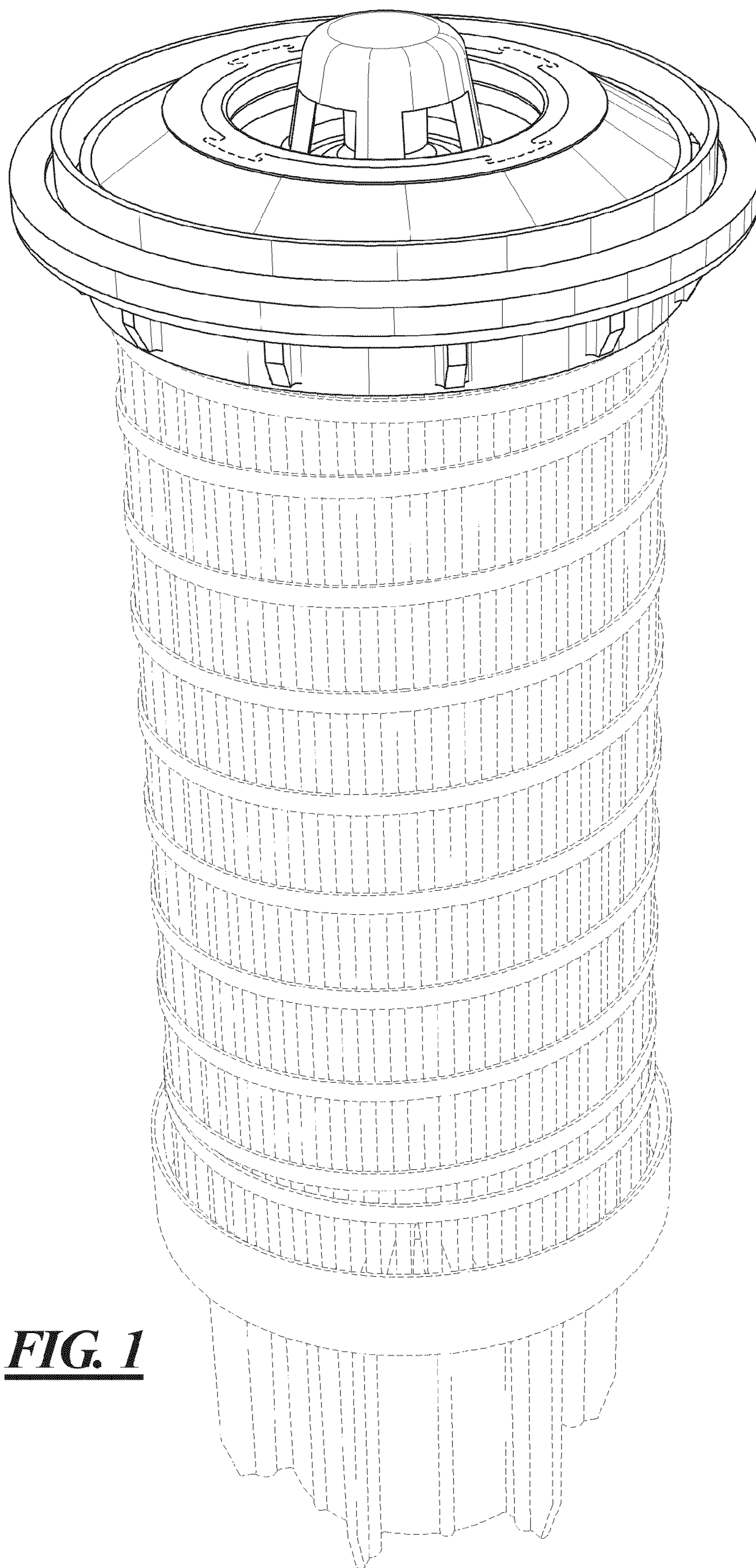


FIG. 1

FIG. 2




FIG. 3




FIG. 4




FIG. 5




FIG. 6

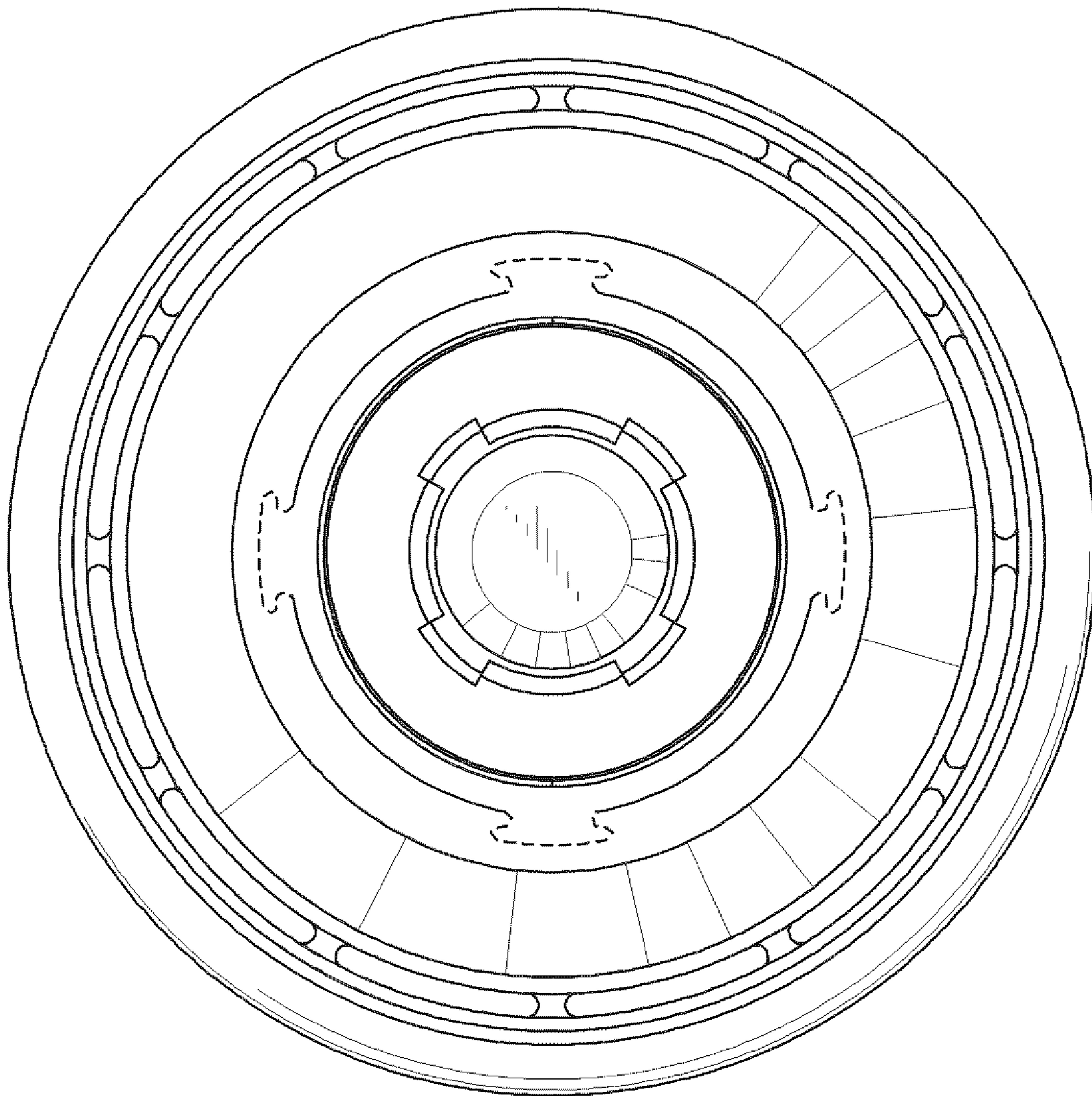


FIG. 7

