



US00D656575S

(12) **United States Design Patent**
Mühlhausen

(10) **Patent No.:** **US D656,575 S**

(45) **Date of Patent:** **** Mar. 27, 2012**

(54) **TOILET FLUSHING SYSTEM**

(75) Inventor: **Hans-Georg Mühlhausen**, Düsseldorf
(DE)

(73) Assignee: **Henkel AG & Co. KGaA**, Duesseldorf
(DE)

(**) Term: **14 Years**

(21) Appl. No.: **29/403,870**

(22) Filed: **Oct. 12, 2011**

Related U.S. Application Data

(62) Division of application No. 29/363,843, filed on Jun. 15, 2010.

(30) **Foreign Application Priority Data**

Dec. 15, 2009 (EM) 001647579

(51) **LOC (9) Cl.** **23-01**

(52) **U.S. Cl.** **D23/208**

(58) **Field of Classification Search** D23/208;
4/231, 223, 227.1, 225.1

See application file for complete search history.

(56) **References Cited**

U.S. PATENT DOCUMENTS

6,098,236	A	*	8/2000	Chen	15/222
D507,628	S	*	7/2005	McLellan et al.	D23/208
D536,059	S	*	1/2007	King et al.	D23/208
D537,914	S	*	3/2007	King et al.	D23/208
D543,258	S	*	5/2007	Liu	D23/208
D555,757	S	*	11/2007	Cheung et al.	D23/208
D574,922	S	*	8/2008	Cheung et al.	D23/208
D613,368	S	*	4/2010	Padain et al.	D23/208

* cited by examiner

Primary Examiner — Robin V Webster

(74) *Attorney, Agent, or Firm* — David P. LeCroy

(57) **CLAIM**

The ornamental design for a toilet flushing system, as shown and described.

DESCRIPTION

FIG. 1 is a front perspective view of the flushing system showing my new design with flotation devices therein;

FIG. 2 is a rear elevational view thereof;

FIG. 3 is a right side elevational view thereof;

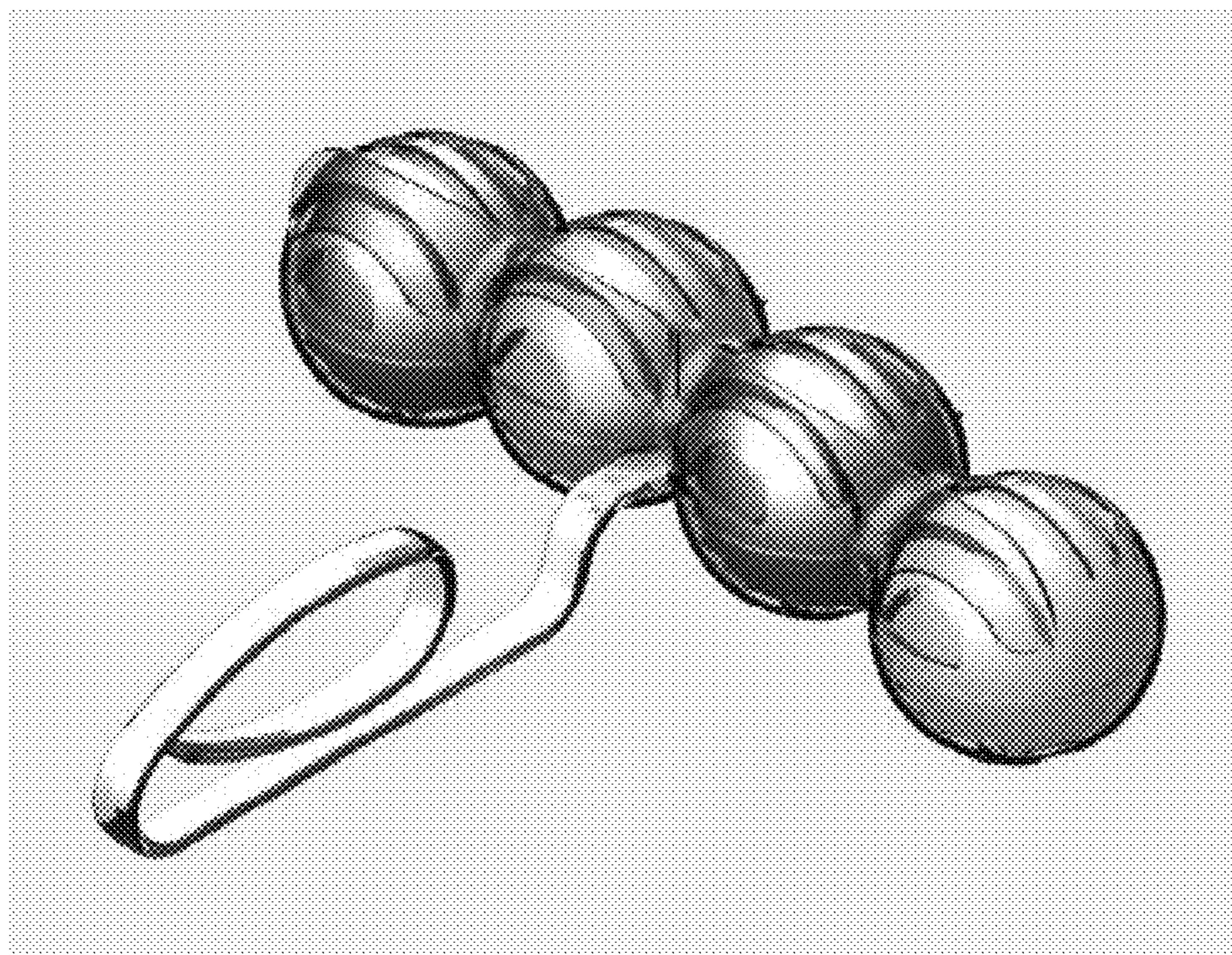
FIG. 4 is a front elevational view thereof;

FIG. 5 is a left side elevational thereof;

FIG. 6 is a bottom plan view thereof; and,

FIG. 7 is a top plan view thereof.

1 Claim, 4 Drawing Sheets



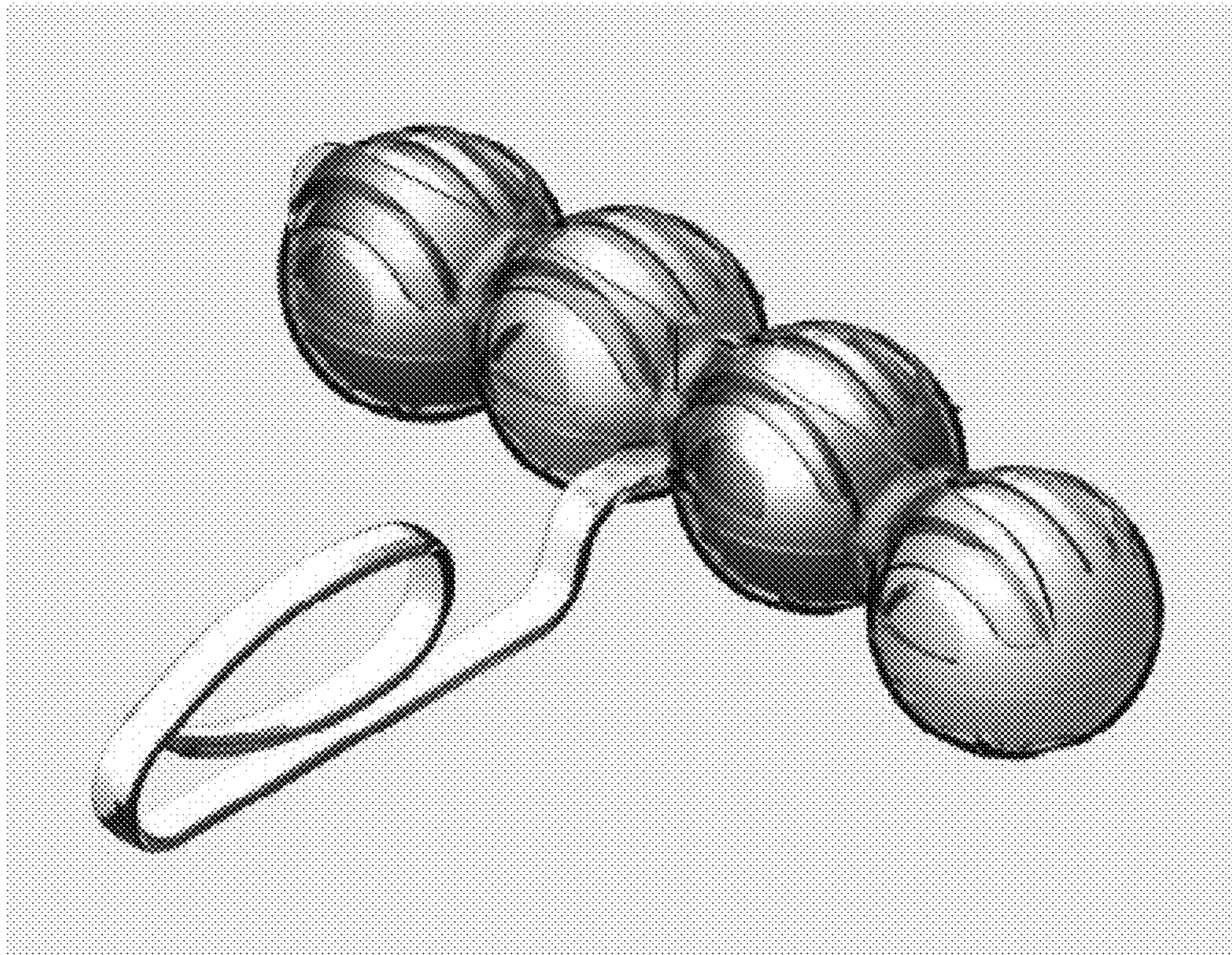


Figure 1




Figure 2

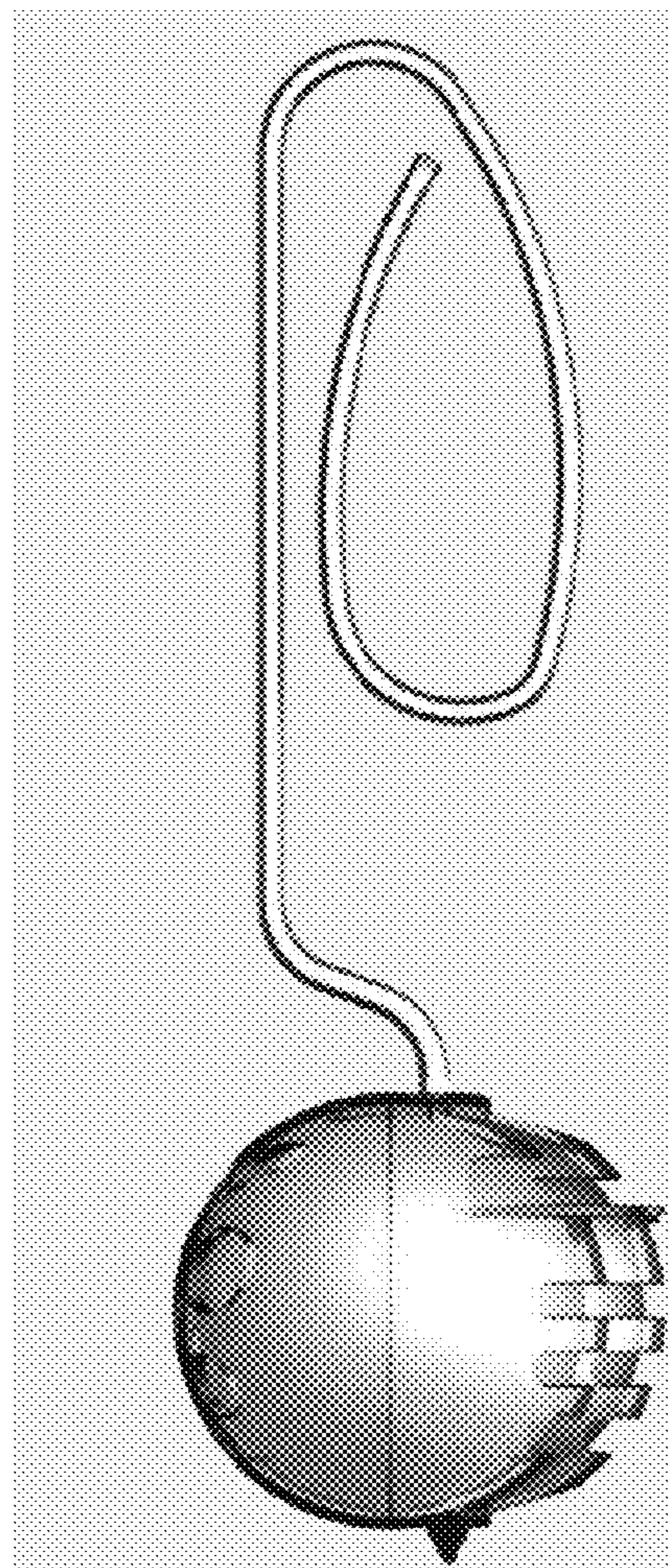


Figure 3




Figure 4

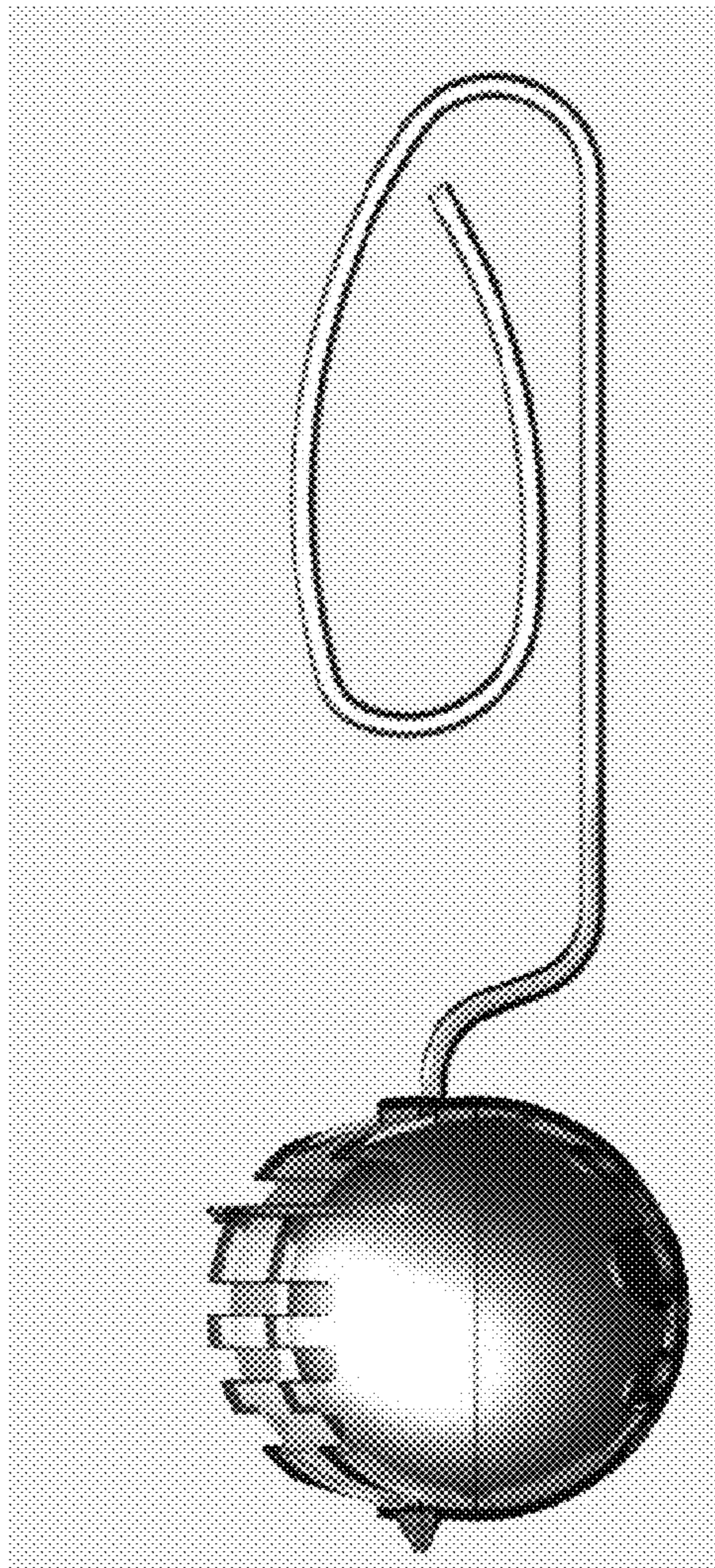


Figure 5

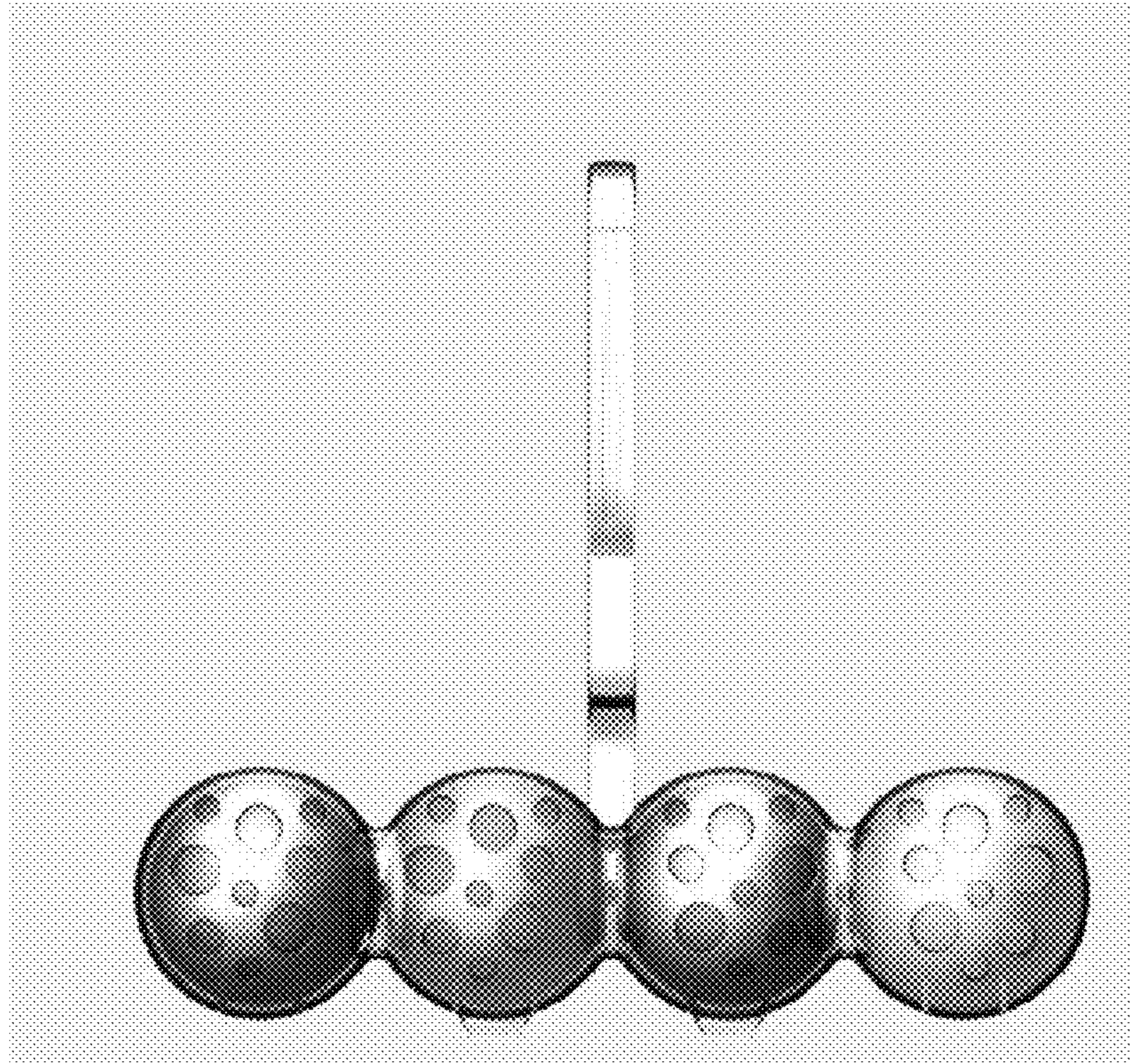


Figure 6




Figure 7