



US00D656547S

(12) **United States Design Patent**  
**Cacioppo et al.**

(10) **Patent No.:** **US D656,547 S**  
(45) **Date of Patent:** **\*\* Mar. 27, 2012**

(54) **TRAY**

(75) Inventors: **Christopher M. Cacioppo**, Somerville, MA (US); **Hector Padilla**, Chelsea, MA (US); **Rick Burnham**, Gloucester, MA (US); **Dan DeOreo**, Manchester, MA (US)

(73) Assignee: **Sanford, L.P.**, Oak Brook, IL (US)

(\*\*) Term: **14 Years**

(21) Appl. No.: **29/330,179**

(22) Filed: **Dec. 30, 2008**

(51) **LOC (9) Cl.** ..... **19-07**

(52) **U.S. Cl.** ..... **D19/65**

(58) **Field of Classification Search** ..... D19/36, D19/65, 41-51, 54-58; D14/225, 228, 411; 708/107; 401/195, 192, 213, 209, 208, 202, 401/197, 196, 104-107, 100, 99, 55; 346/139 C; 358/424, 478; D8/61; 206/701, 373, 562, 206/563, 214, 371, 307-311; 345/156, 901, 345/905; 211/10, 11, 13.1, 45, 50, 69.1-69.9; D3/273, 294, 295, 299-301, 303, 304  
See application file for complete search history.

(56) **References Cited**

**U.S. PATENT DOCUMENTS**

6,232,962	B1	5/2001	Davis et al. ....	345/177
6,529,920	B1	3/2003	Arons et al. ....	715/268
6,729,543	B1	5/2004	Arons et al. ....	235/462.13
6,966,495	B2	11/2005	Lynggaard ....	235/472.01
7,109,979	B2	9/2006	Moyne et al. ....	345/179
7,143,134	B2	11/2006	Petrie et al. ....	709/204
7,180,509	B2	2/2007	Ferngard et al. ....	345/179

7,239,306	B2	7/2007	Fahraeus .....	345/179
7,249,716	B2	7/2007	Bryborn .....	235/494
D584,313	S *	1/2009	Pittel et al. ....	D14/434
D628,825	S *	12/2010	Nielsen .....	D6/407
D628,827	S *	12/2010	Nielsen .....	D6/407
D634,943	S *	3/2011	Nielsen .....	D6/407
2006/0220617	A1	10/2006	Yuen .....	320/137
2006/0232239	A1	10/2006	Maglica et al. ....	320/107

**OTHER PUBLICATIONS**

Photograph of Livescribe pen and charger, understood to be on sale before Dec. 30, 2007.

Photograph of Livescribe charger, understood to be on sale before Dec. 30, 2007.

\* cited by examiner

*Primary Examiner* — Michael Pratt

(74) *Attorney, Agent, or Firm* — Marshall, Gerstein & Borun LLP

(57) **CLAIM**

The ornamental design for a tray, as shown and described.

**DESCRIPTION**

FIG. 1 is a perspective view showing our new design for a tray;

FIG. 2 is a front view of the tray of FIG. 1;

FIG. 3 is a top plan view of the tray of FIG. 1;

FIG. 4 is a side view of the tray of FIG. 1; the opposite side view being a mirror image thereof;

FIG. 5 is a rear view of the tray of FIG. 1;

FIG. 6 is a bottom plan view of the tray of FIG. 1; and,

FIG. 7 is an alternative perspective view of the tray of FIG. 1. The broken line showing of portions of the tray forms no part of the claimed design.

**1 Claim, 3 Drawing Sheets**

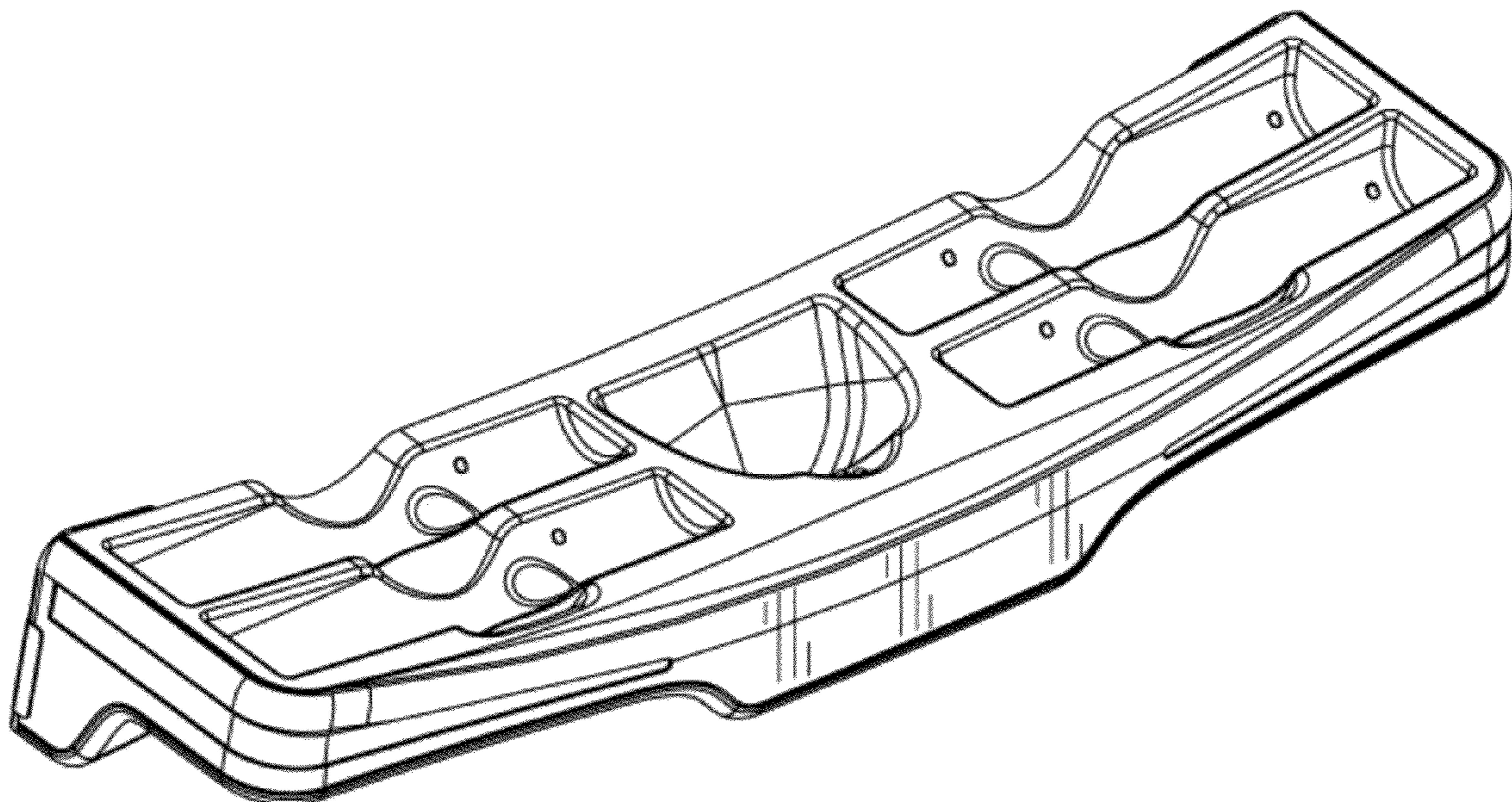




Fig. 1

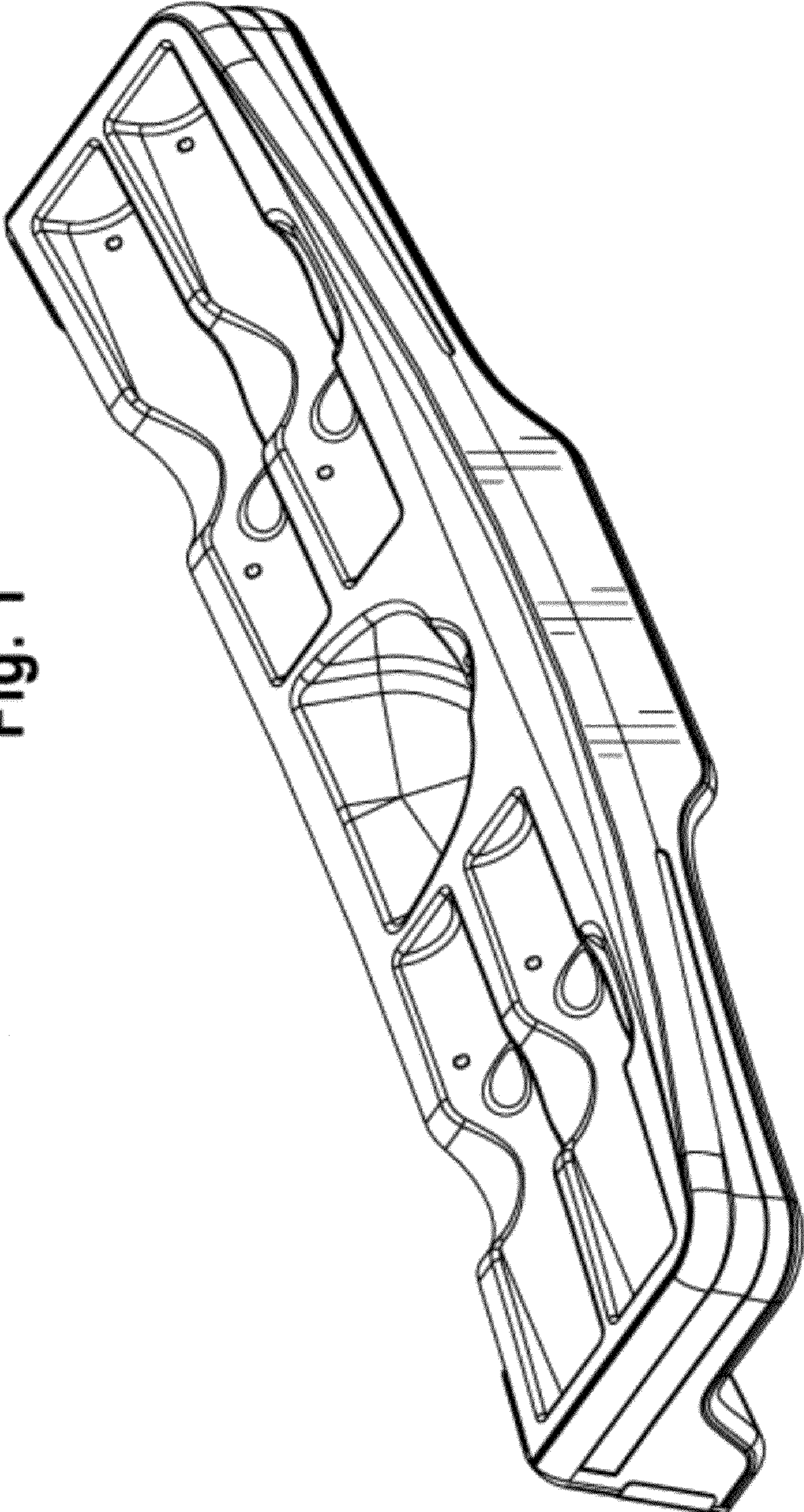




Fig. 2

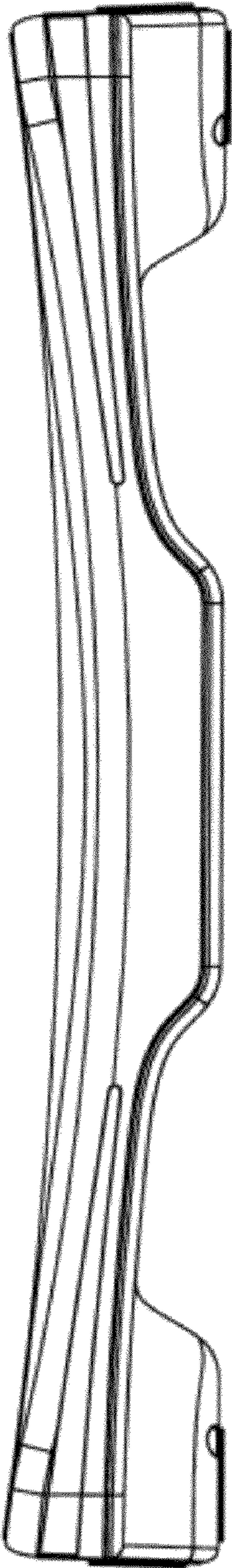


Fig. 3

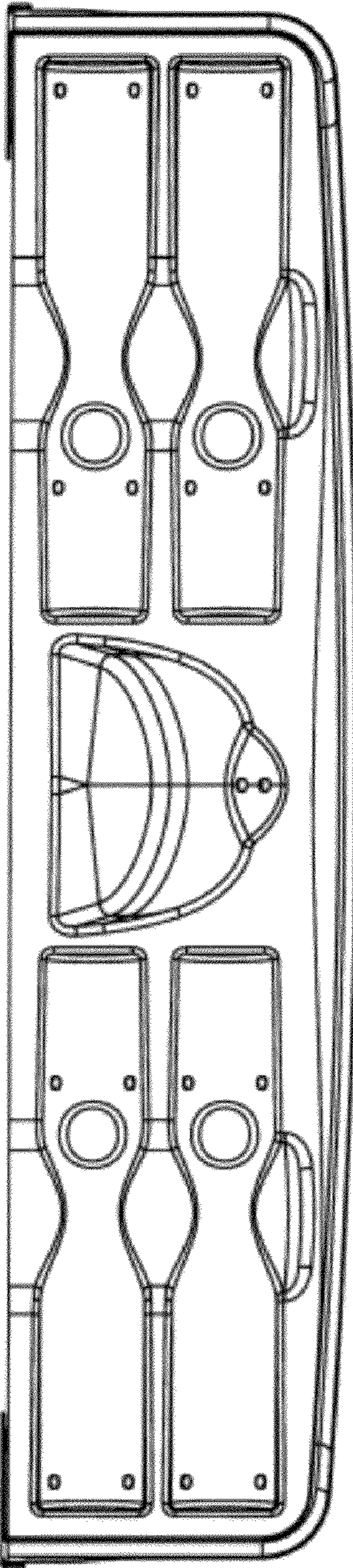


Fig. 4

